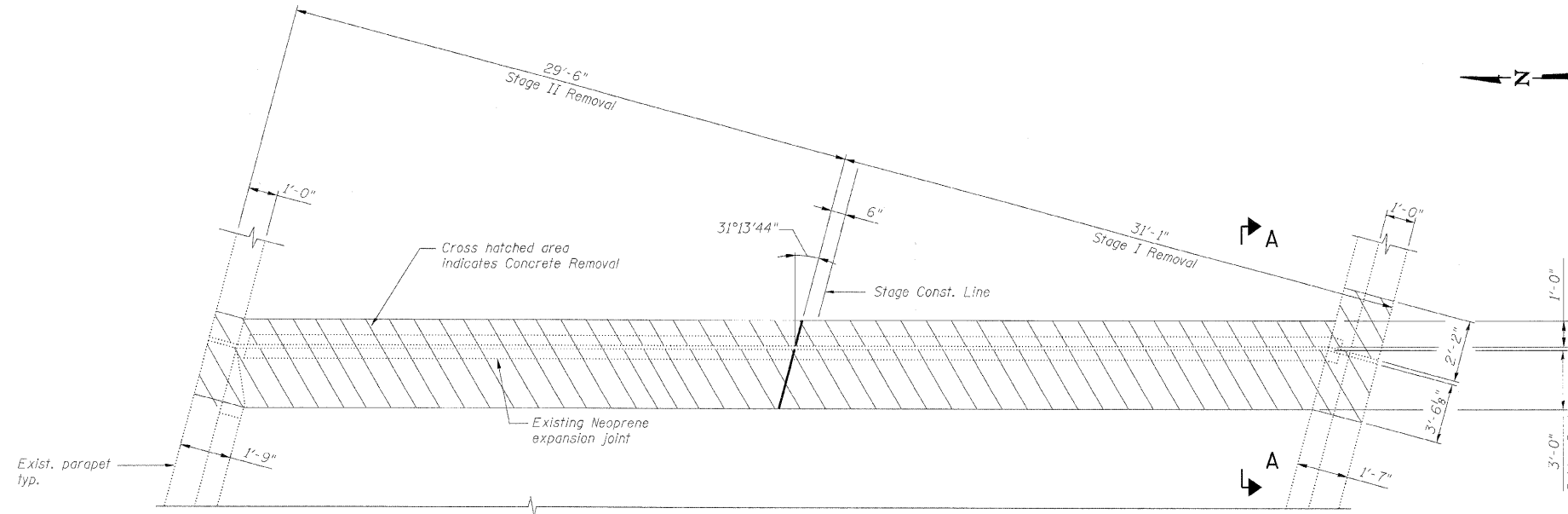
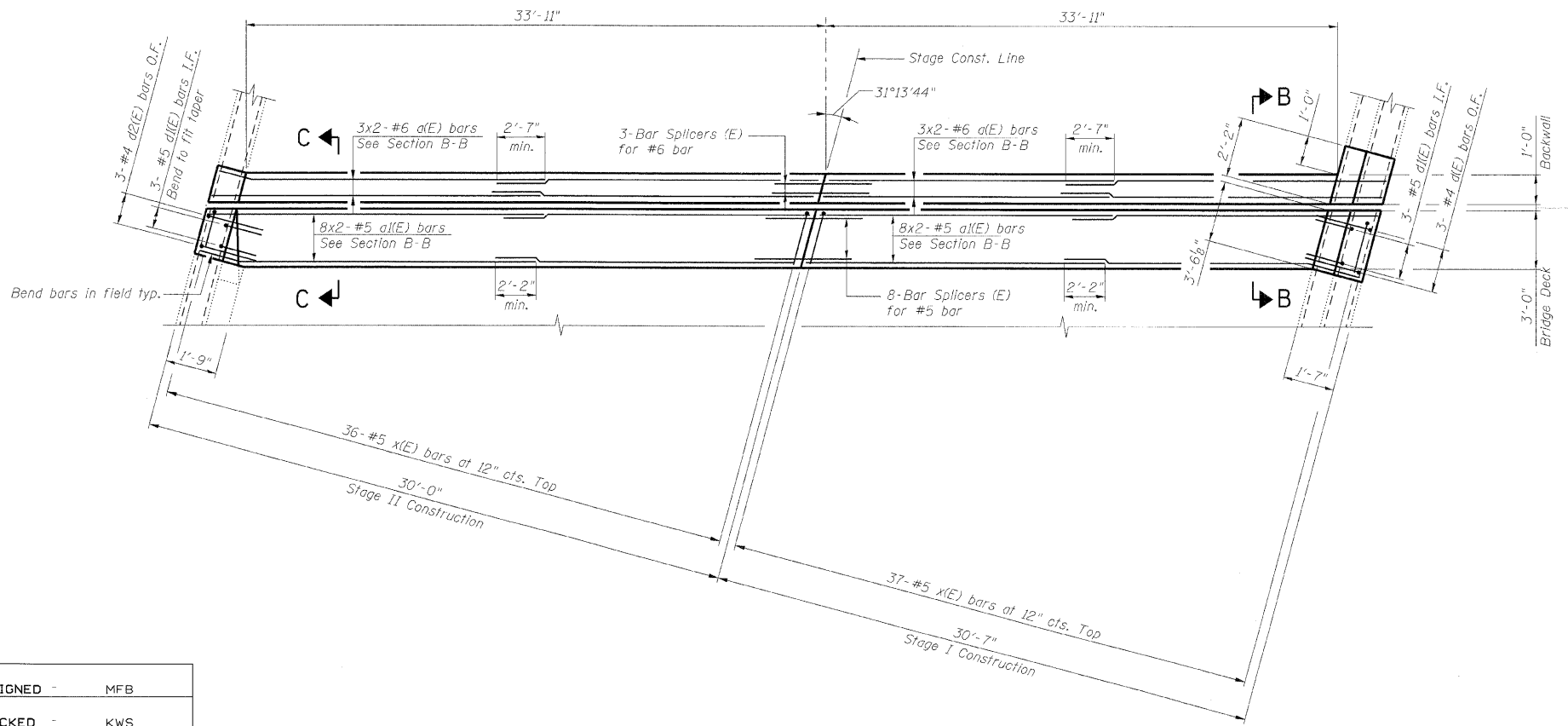


STATE OF ILLINOIS
DEPARTMENT OF TRANSPORTATION



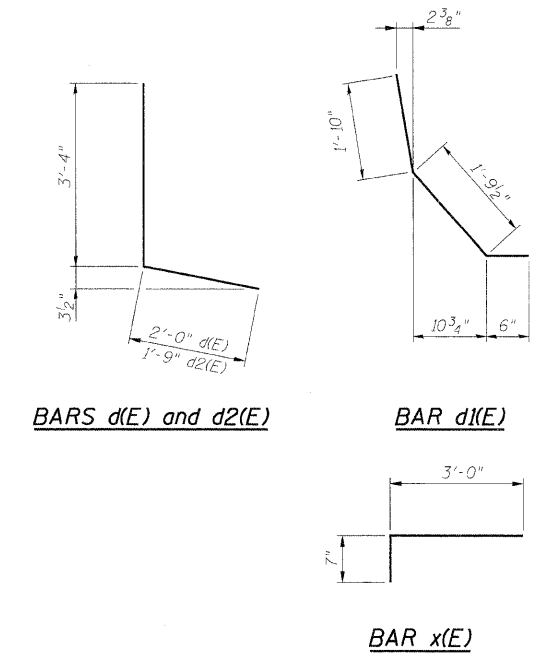
EXISTING PARTIAL PLAN AT EAST ABUTMENT
(Opposite Hand for West Abutment)



PROPOSED PARTIAL PLAN AT EAST ABUTMENT
(Opposite Hand for West Abutment)

BILL OF MATERIAL

Bar	No.	Size	Length	Shape
d(E)	24	#6	19'-0"	—
a(E)	64	#5	18'-9"	—
d(E)	6	#4	5'-4"	└
d1(E)	12	#5	4'-2"	└
d2(E)	6	#4	5'-1"	└
x(E)	146	#5	3'-7"	└
Item	Unit	Total		
Concrete Removal	Cu. Yd.	29.8		
Concrete Superstructures	Cu. Yd.	29.8		
Reinforcement Bars, Epoxy Coated	Pound	2,580		



- Notes:**
1. Bars indicated thus 8x2-#5 etc. indicates 8 lines of bars with 2 lengths per line.
 2. I.F. denotes Inside Face.
O.F. denotes Outside Face.
 3. Work this sheet with Expansion Joint Details sheet and Bar Splicer Assembly Details sheet.
 4. x(E) bar spacing measured along skew.

DESIGNED -	MFB
CHECKED -	KWS
DRAWN -	VH
CHECKED -	KWS

benesch
alfred benesch & company
Engineers • Surveyors • Planners
205 North Michigan Avenue, Suite 2400
Chicago, Illinois 60601
312-565-0450 Job No. 10050

SHEET NO. 5 8 SHEETS	F.A.I. RTE. 290 355	SECTION 22(1, 1-1, 2&3)RS-7	COUNTY DUPAGE	TOTAL SHEETS 546	SHEET NO. 259
	CONTRACT NO. 60G51			ILLINOIS FED. AID PROJECT	