Existing Structure:
The structure is a three-span continuous plate girder bridge with a $7\frac{3}{4}$-inch reinforced concrete deck and a $2\frac{1}{4}$-inch concrete overlay. The original structure was built in 1969 as F.A.I. Route 90, Section 22-2HB-3. In 1985, the bridge was widened and overlaid, the expansion joints were reconstructed, and new approaches were built. In 1998, the bearings and expansion joints were reconstructed. In 2002, the bridge was painted.

Stage construction shall be utilized to maintain traffic during construction.

No salvage

Bench Mark:
The top of the Southeast Wingwall of the Westbound bridge of I-290 over Illinois Route 83, Sta. 1071+00, Elev. 714.35

STATE OF ILLINOIS
DEPARTMENT OF TRANSPORTATION

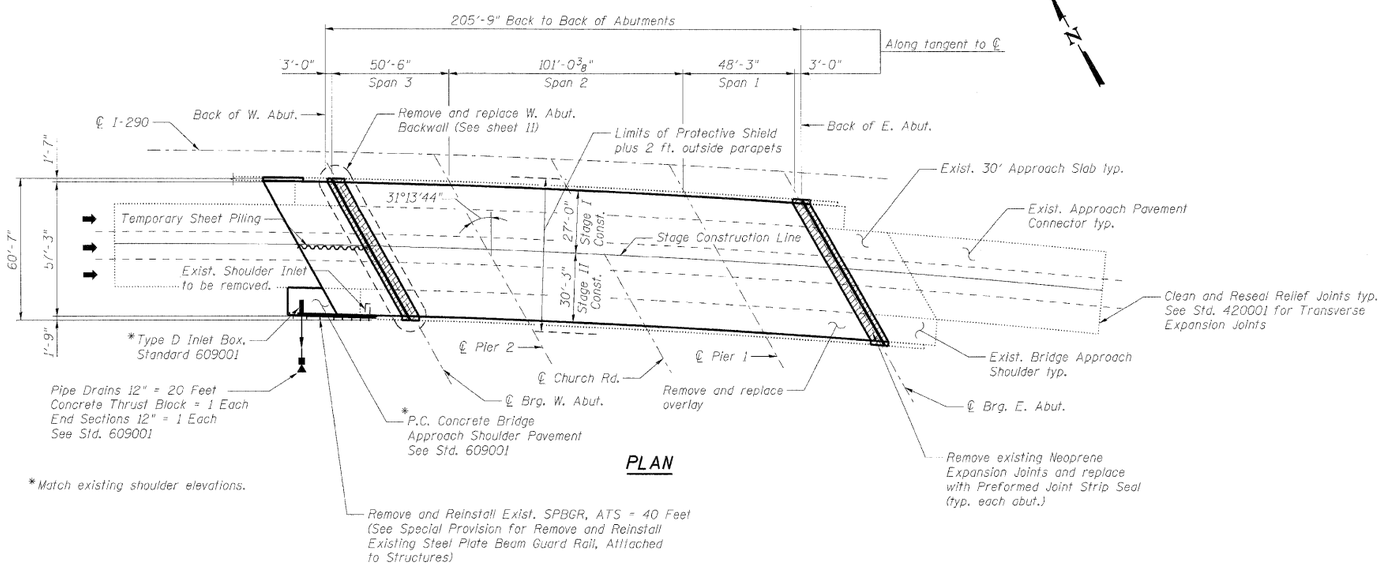

PLAN

DESIGN SPECIFICATIONS

2002 AASHTO Standard Specifications for Highway Bridges, 17th Edition

DESIGN STRESSES

f'c = 3,500 psi
fy = 60,000 psi

SCOPE OF WORK

1. Remove west approach slab and shoulder pavement with inlet.
2. Bridge Deck Hydro-scarification.
3. Repair bridge deck.
4. Eliminate alternating deck drains.
5. Repair east approach slab.
6. Reconstruct west abutment backwall.
7. Construct new west approach slab.
8. Construct new west approach shoulder pavement with inlet.
9. Reconstruct deck joints at each abutment with preformed joint strip seal.
10. Place new overlay.
11. Clean and reseal relief joints at the end of approach pavement connectors.
12. Apply concrete sealer to parapets, approach slabs, abutment seats and backwalls.

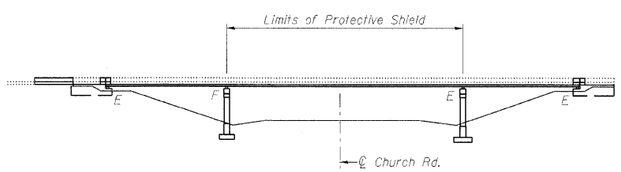

ELEVATION

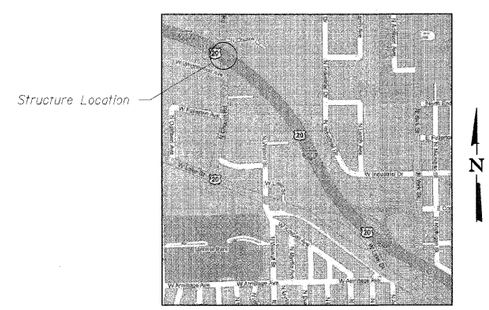

LOCATION SKETCH

GENERAL PLAN AND ELEVATION
I-290 EB OVER CHURCH ROAD
DUPAGE COUNTY
STATION 242+85
STRUCTURE NO. 022-0099

DESIGNED -	MFB
CHECKED -	KWS
DRAWN -	RMG
CHECKED -	KWS

benesch
alfred benesch & company
Engineers • Surveyors • Planners
205 North Michigan Avenue, Suite 2400
Chicago, Illinois 60601
312-565-0450 Job No. 10050

SHEET NO. 1	F.A.I. RTE.	SECTION	COUNTY	TOTAL SHEETS	SHEET NO.
18 SHEETS	290/355	22(1, 1-1, 2&3)RS-7	DUPAGE	546	263
			CONTRACT NO. 60G51		
	FED. ROAD DIST. NO.	ILLINOIS	FED. AID PROJECT		

x:\10000s\10050\engineering_documents_contract_1\SN_022_0098_0099_Church_St\0099-60G51-001-gpe.dgn
17:59:29
11\12\2009