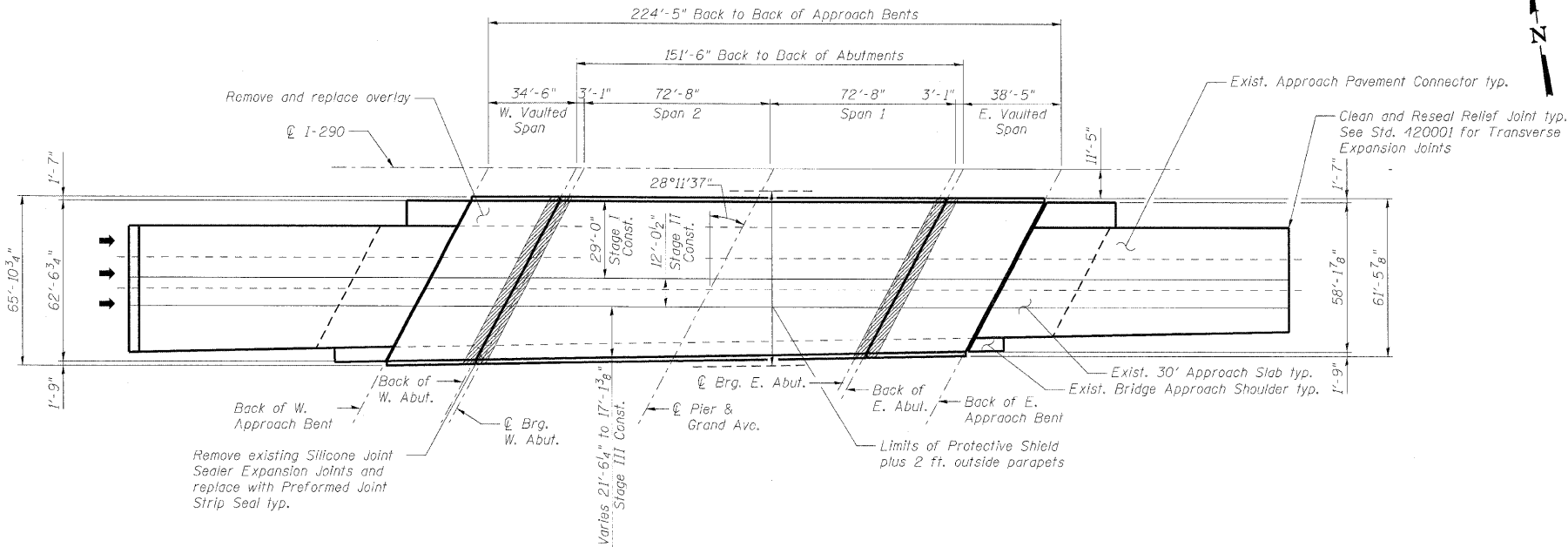


STATE OF ILLINOIS
DEPARTMENT OF TRANSPORTATION

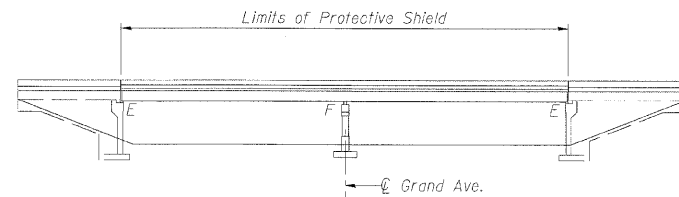
Existing Structure:
The bridge is a two-span continuous plate girder structure with vaulted abutments and an 8-inch reinforced concrete deck with a 2-inch concrete overlay.
The original structure was built in 1969 as F.A.I. Route 90, Section 22-2HB-2.
In 1985, the deck was widened, patched and overlaid, new approaches were built and the expansion joints and bearings were reconstructed. In 1998, the expansion joints were reconstructed. In 2002, the bridge was painted.

Staged construction shall be utilized to maintain traffic during construction.

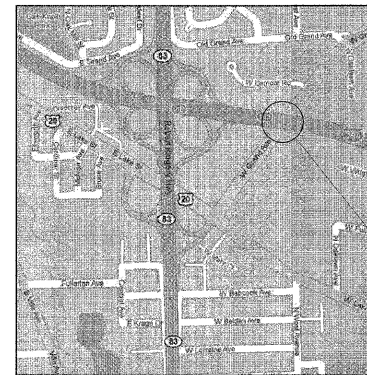
No salvage



PLAN



ELEVATION



LOCATION SKETCH



EXPIRATION DATE: 11/30/10
DATE: 11/16/09

DESIGN SPECIFICATIONS

2002 AASHTO Standard Specifications for Highway Bridges, 17th Edition

DESIGN STRESSES

$f'_c = 3,500$ psi
 $f_y = 60,000$ psi

SCOPE OF WORK

1. Bridge Deck Hydro-scarification.
2. Repair bridge deck and vaulted spans.
3. Repair approach slab.
4. Reconstruct deck joints at each abutment with preformed joint strip seal.
5. Place new overlay.
6. Repair substructure.
7. Clean and reseal relief joints at the ends of the approach pavement connectors.
8. Apply concrete sealer to parapets, approach slabs, abutment seats and backwalls.

DESIGNED -	MFB
CHECKED -	KWS
DRAWN -	RMG
CHECKED -	KWS

benesch

alfred benesch & company
Engineers • Surveyors • Planners
205 North Michigan Avenue, Suite 2400
Chicago, Illinois 60601
312-565-0450 Job No. 10050

SHEET NO. 1 10 SHEETS	F.A.I. RTE. 290 355	SECTION 22(1, 1-1, 2&3)RS-7	COUNTY DUPAGE	TOTAL SHEETS 546	SHEET NO. 290
	CONTRACT NO. 60G51			FED. ROAD DIST. NO. ILLINOIS FED. AID PROJECT	

GENERAL PLAN AND ELEVATION
I-290 EB OVER GRAND AVENUE
DUPAGE COUNTY
STATION 223+83
STRUCTURE NO. 022-0102