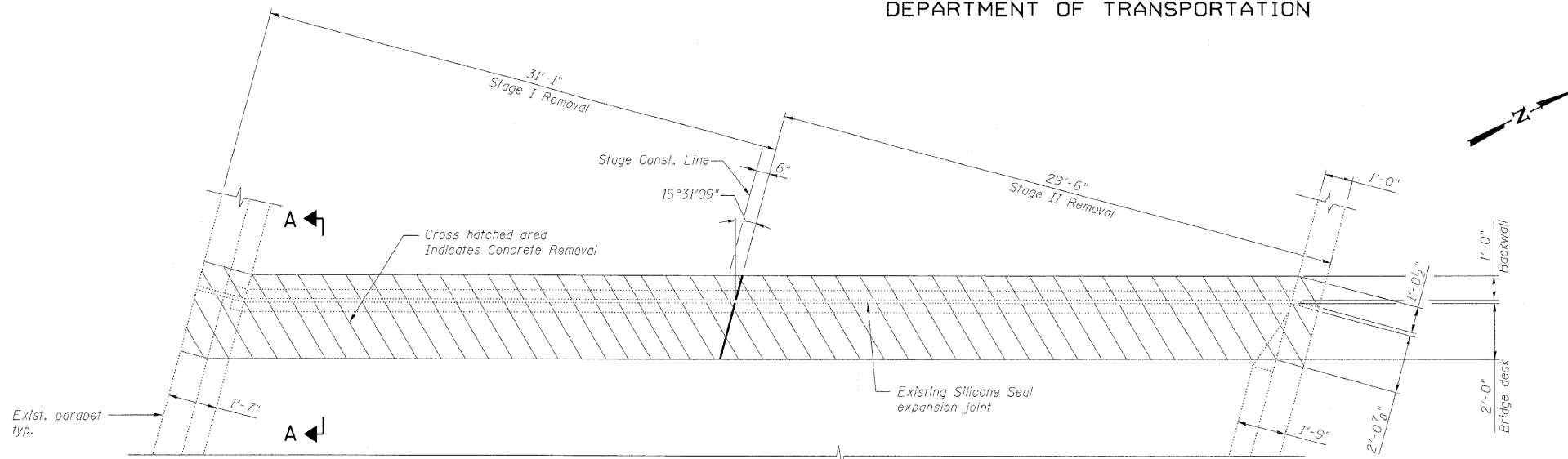
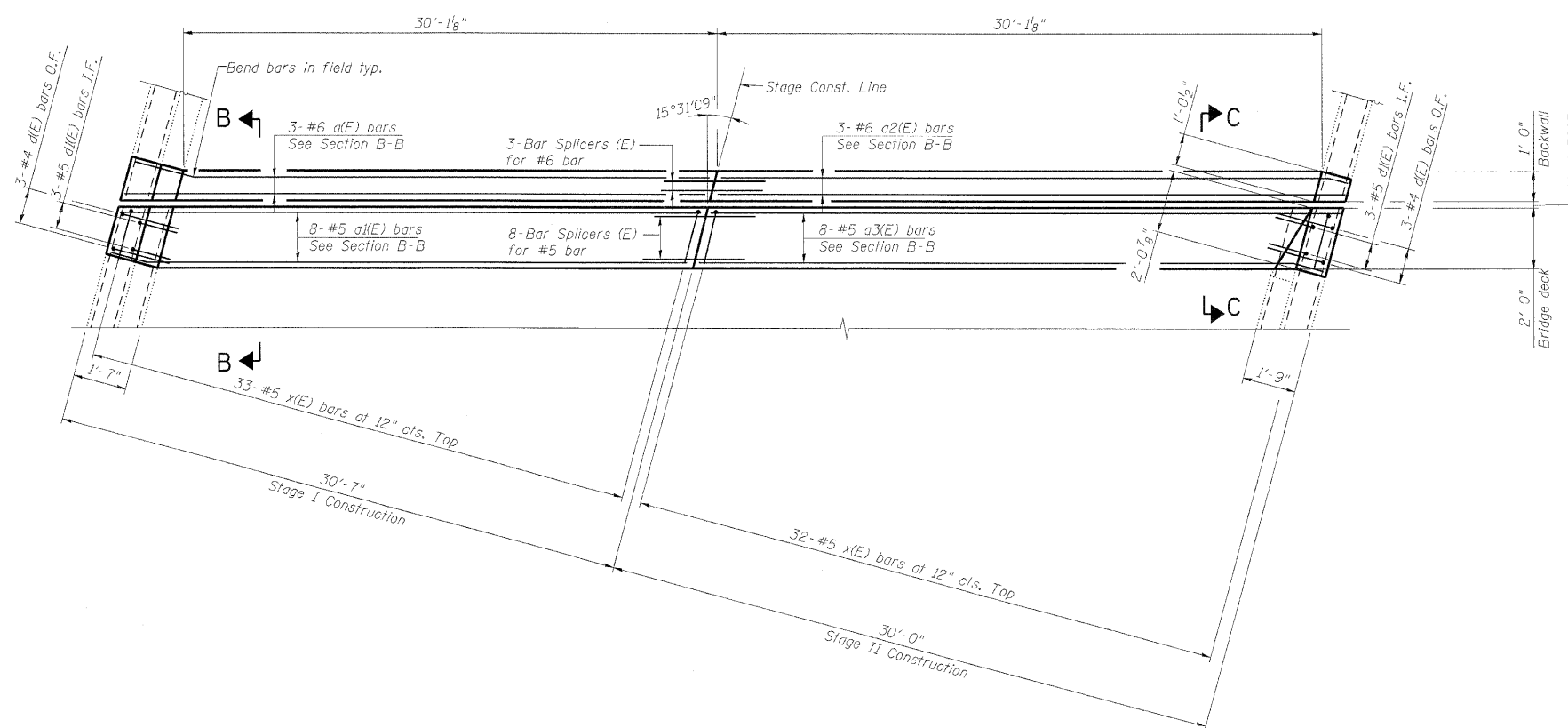


STATE OF ILLINOIS  
DEPARTMENT OF TRANSPORTATION



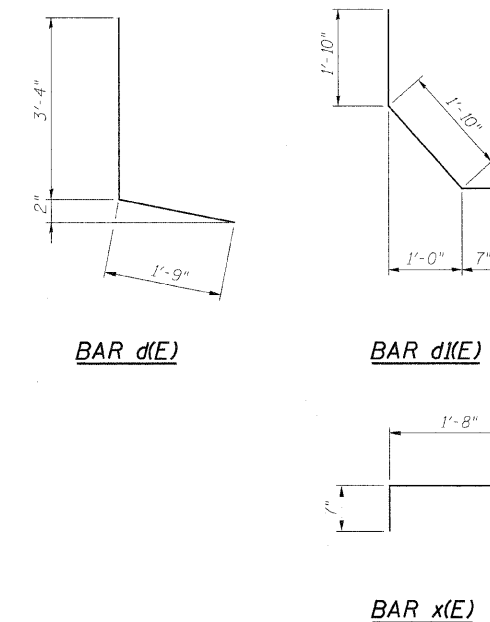
**EXISTING PARTIAL PLAN AT WEST ABUTMENT**  
(Opposite Hand for East Abutment)



**PROPOSED PARTIAL PLAN AT WEST ABUTMENT**  
(Opposite Hand for East Abutment)

**BILL OF MATERIAL**

Bar	No.	Size	Length	Shape
a(E)	6	#6	31'-5"	—
a1(E)	16	#5	31'-5"	—
a2(E)	6	#6	30'-10"	—
a3(E)	16	#5	30'-10"	—
d(E)	12	#4	5'-1"	┌
d1(E)	12	#5	4'-3"	└
x(E)	130	#5	2'-3"	┌
Item	Unit	Total		
Concrete Removal	Cu. Yd.	20.4		
Concrete Superstructure	Cu. Yd.	20.4		
Reinforcement Bars, Epoxy Coated	Pound	2,000		



**Notes:**

- I.F. denotes Inside Face.  
O.F. denotes Outside Face.
- Work this sheet with Expansion Joint Details sheet and Bar Splicer Assembly Details sheet.
- x(E) bar spacing measured along skew.

**EXPANSION JOINT REPAIRS  
STRUCTURE NO. 022-0100**

DESIGNED -	TJJ
CHECKED -	AAV
DRAWN -	VH
CHECKED -	AAV

**benesch**

alfred benesch & company  
Engineers • Surveyors • Planners  
205 North Michigan Avenue, Suite 2400  
Chicago, Illinois 60601  
312-565-0450 Job No. 10060

SHEET NO. 5 12 SHEETS	F.A.I. RTE. 290	SECTION 221, 1-1, 2&3RS-7	COUNTY DUPAGE	TOTAL SHEETS 546	SHEET NO. 322
	CONTRACT NO. 60G51			FED. ROAD DIST. NO. ILLINOIS FED. AID PROJECT	