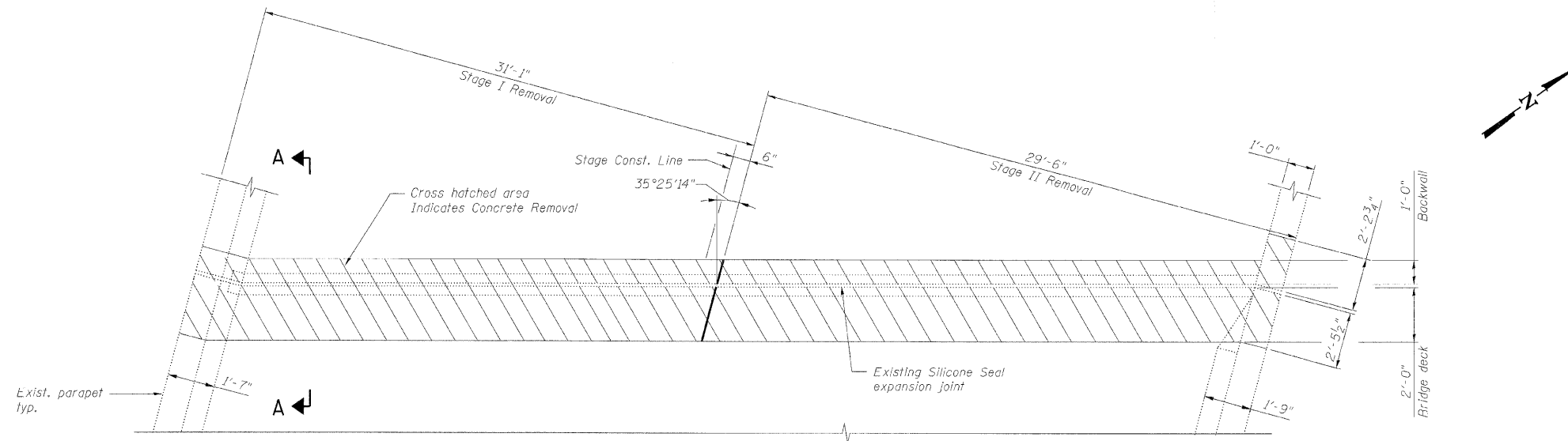


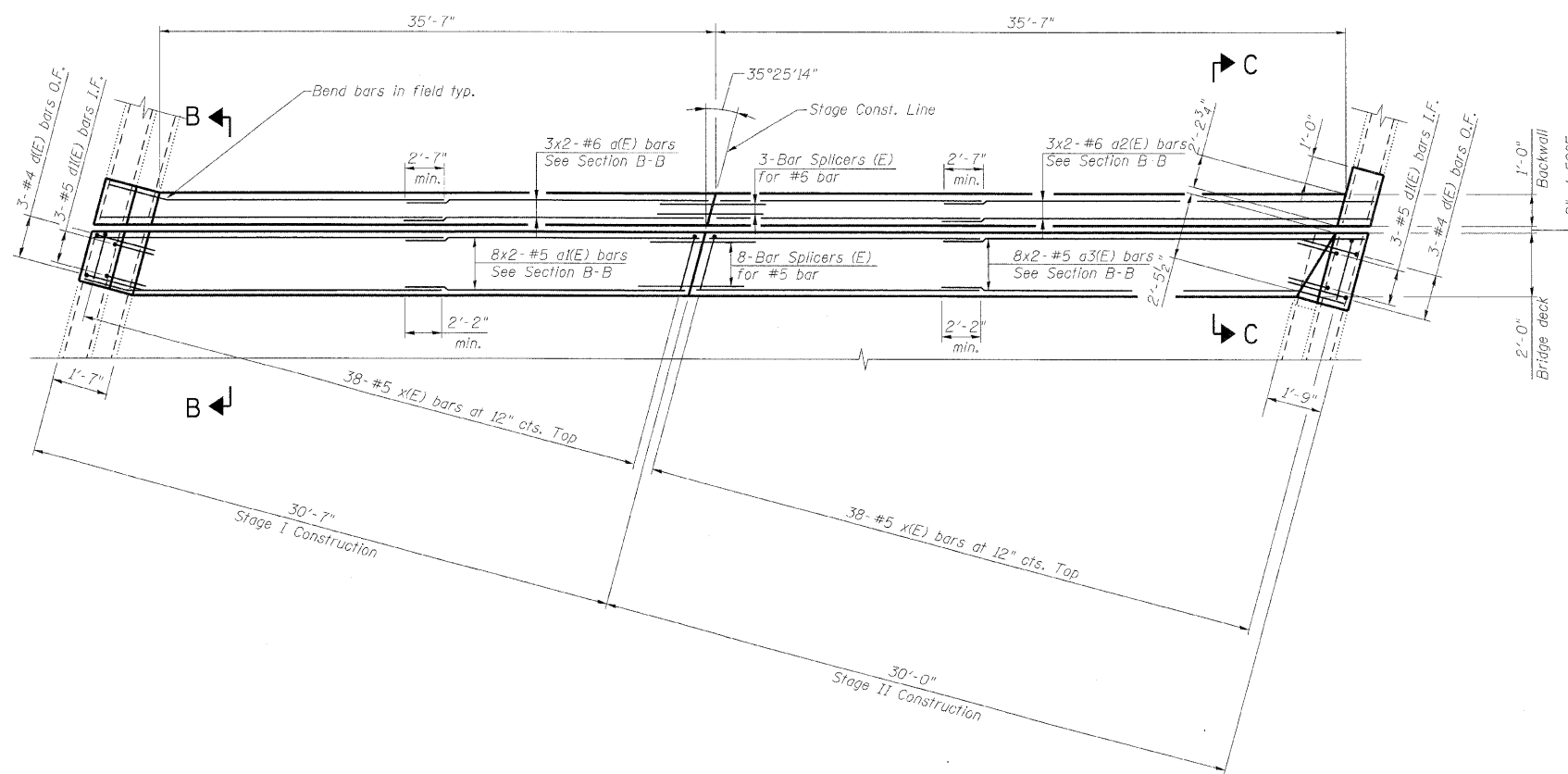
STATE OF ILLINOIS
DEPARTMENT OF TRANSPORTATION

BILL OF MATERIAL

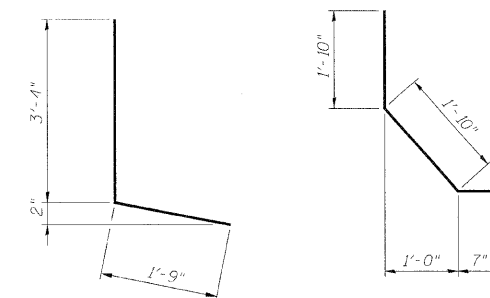
Bar	No.	Size	Length	Shape
a(E)	12	#6	19'-9"	—
a1(E)	32	#5	19'-9"	—
a2(E)	12	#6	19'-5"	—
a3(E)	32	#5	19'-5"	—
d(E)	12	#4	5'-1"	└
d1(E)	12	#5	4'-3"	└
x(E)	152	#5	2'-3"	└
Item	Unit	Total		
Concrete Removal	Cu. Yd.	24.0		
Concrete Superstructure	Cu. Yd.	24.0		
Reinforcement Bars, Epoxy Coated	Pound	2,470		



EXISTING PARTIAL PLAN AT WEST ABUTMENT
(Opposite Hand for East Abutment)



PROPOSED PARTIAL PLAN AT WEST ABUTMENT
(Opposite Hand for East Abutment)



BAR d(E)

BAR d1(E)

BAR x(E)

Notes:

1. Bars indicated thus 8x2-#5 etc. indicates 8 lines of bars with 2 lengths per line.
2. I.F. denotes Inside Face.
O.F. denotes Outside Face.
3. Work this sheet with Expansion Joint Details sheet and Bar Splicer Assembly Details sheet.
4. x(E) bar spacing measured along skew.

DESIGNED	TJJ
CHECKED	AAV
DRAWN	VH
CHECKED	AAV

benesch
alfred benesch & company
Engineers • Surveyors • Planners
205 North Michigan Avenue, Suite 2400
Chicago, Illinois 60601
312-565-0450 Job No. 10050

SHEET NO. 5 8 SHEETS	F.A.I. RTE. 290 355	SECTION 22(1, 1-1, 2&3)RS-7	COUNTY DUPAGE	TOTAL SHEETS 546	SHEET NO. 346
	CONTRACT NO. 60G51				
FED. ROAD DIST. NO.		ILLINOIS	FED. AID PROJECT		

**EXPANSION JOINT REPAIRS
STRUCTURE NO. 022-0095**

18:06:33
 I:\10000s\100050\engineering\documents\contract\1\SN.022-0095.0104_Addison_Rd\0095-60G51-005-ExpJr-replacement.dgn
 11/12/2009