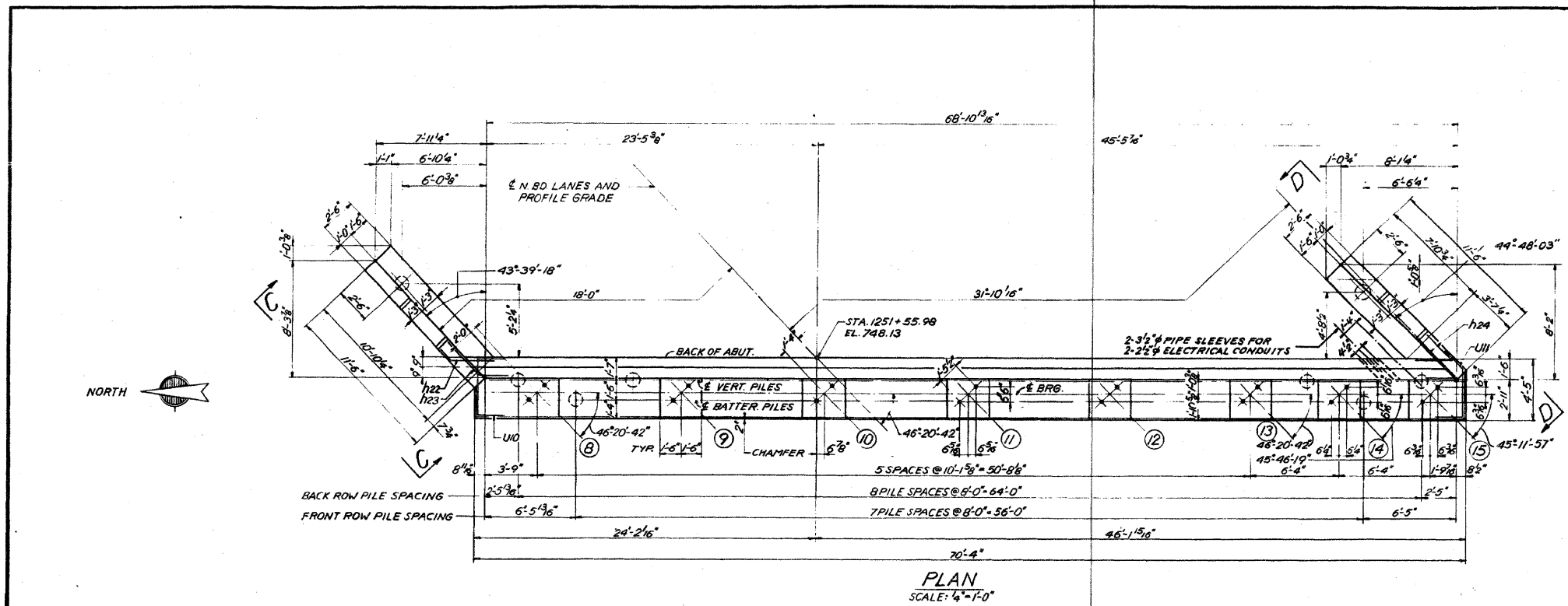


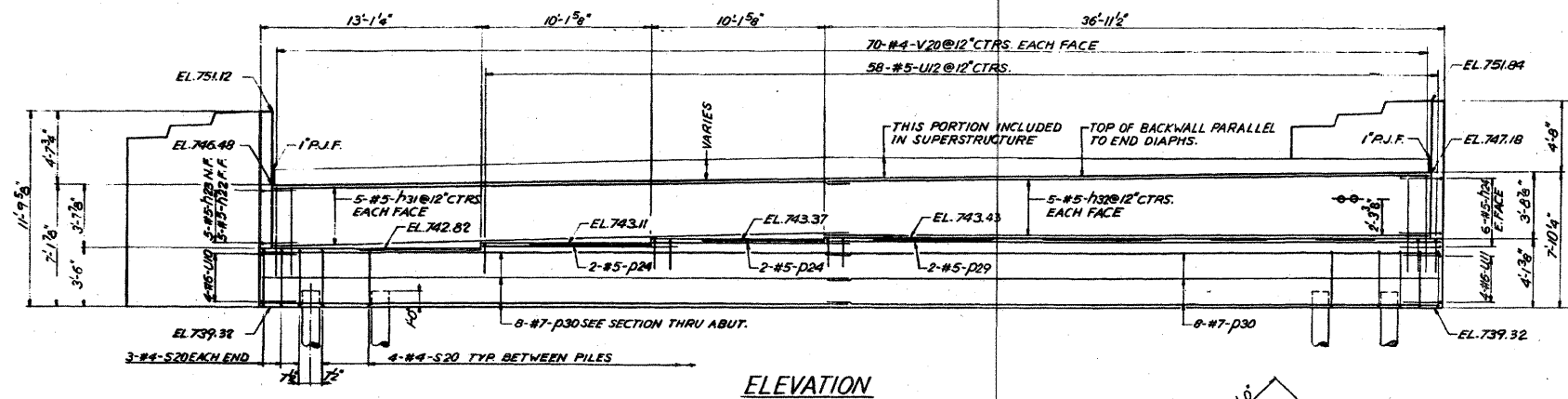
STATE OF ILLINOIS  
DEPARTMENT OF TRANSPORTATION

ROUTE NO.	SECTION	COUNTY	TOTAL SHEETS	SHEET NO.
F.A. 290	22-5HB-1E 22-1HB-9	DUPAGE	181	106
STA.	TO STA.			
1250+83.16	1250+83.16			
SHEET 19 OF 25				



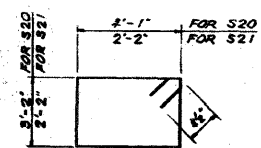
BILL OF MATERIAL

BAR NO.	SIZE	LENGTH	SHAPE
h22	#5	4'-3"	✓
h23	#5	5'-3"	✓
h24	#5	6'-0"	✓
h25	#4	11'-3"	✓
h26	#4	7'-6"	✓
h27	#4	3'-6"	✓
h31	#5	35'-0"	✓
h32	#5	36'-3"	✓
U10	#6	9'-0"	✓
U11	#6	9'-1"	✓
U12	#5	6'-9"	✓
VII	#4	7'-3"	✓
V14	#4	6'-3"	✓
V15	#4	6'-0"	✓
V16	#4	8'-0"	✓
V17	#4	7'-6"	✓
V18	#4	6'-9"	✓
V20	#4	5'-6"	✓
S20	#4	15'-3"	✓
S21	#4	9'-5"	✓
D21	#7	13'-0"	✓
D22	#7	13'-3"	✓
D23	#7	12'-0"	✓
D24	#5	11'-3"	✓
D29	#5	36'-6"	✓
D30	#7	36'-0"	✓
CLASS 'X' CONCRETE CU. YDS. 69.2			
REINF. BARS LBS. 5130			
CONCRETE PILES LIN. FT. 900			

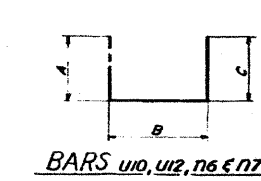


PILE DATA

TYPE: CONCRETE  
CAPACITY: 30 TONS  
EST. LENGTH: 60'  
\*NO. REQUIRED: 19  
\*INCLUDES 1 TEST PILE

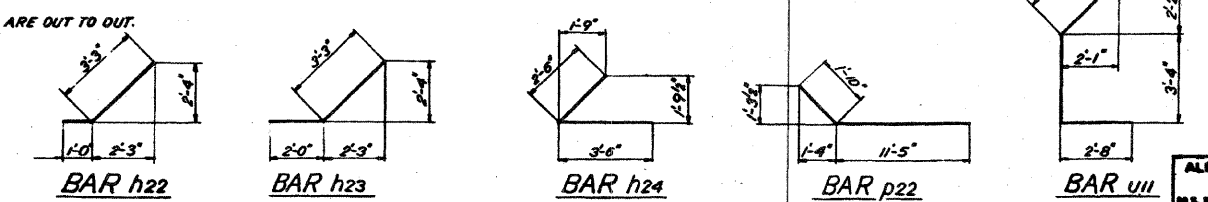


BARS S20 & S21



NOTE: ALL BAR DIMENSIONS ARE OUT TO OUT.

BAR	A	B	C
U10	2'-6"	4'-0"	2'-6"
U12	2'-1"	2'-7"	2'-1"
V16	3'-9"	9'	3'-9"
V17	4'-3"	9'	4'-3"



EAST ABUTMENT-NORTH BOUND  
F.A.P. ROUTE 61 OVER  
ILLINOIS ROUTE 53 (ROHLING ROAD)  
PROJECT  
SECTIONS 22-5HB-1E 22-1HB-9  
DU PAGE COUNTY  
STATION 1250+83.16

ALFRED BENESCH & COMPANY  
CONSULTING ENGINEERS  
215 N. WASHINGTON ST. CHICAGO, ILLINOIS

FOR INFORMATION ONLY

benesch

alfred benesch & company  
Engineers • Surveyors • Planners  
205 North Michigan Avenue, Suite 2400  
Chicago, Illinois 60601  
312-665-0450 Job No. 10050

SHEET NO. 31	F.A.I. RTE. 290	SECTION 22(1, 1-1, 2&3)RS-7	COUNTY DUPAGE	TOTAL SHEETS 546	SHEET NO. 444
32 SHEETS	CONTRACT NO. 60G51		FED. ROAD DIST. NO. ILLINOIS FED. AID PROJECT		

EXISTING PLAN INFORMATION 16 OF 17  
STRUCTURE NO. 022-0137

I:\112\2009\10000s\10050\engineering-documents\contract\1\SN.022.0138.0137.Rohling-Rd\0137-60G51-031-Existplan.16.dgn 18:45:29 11/12/2009