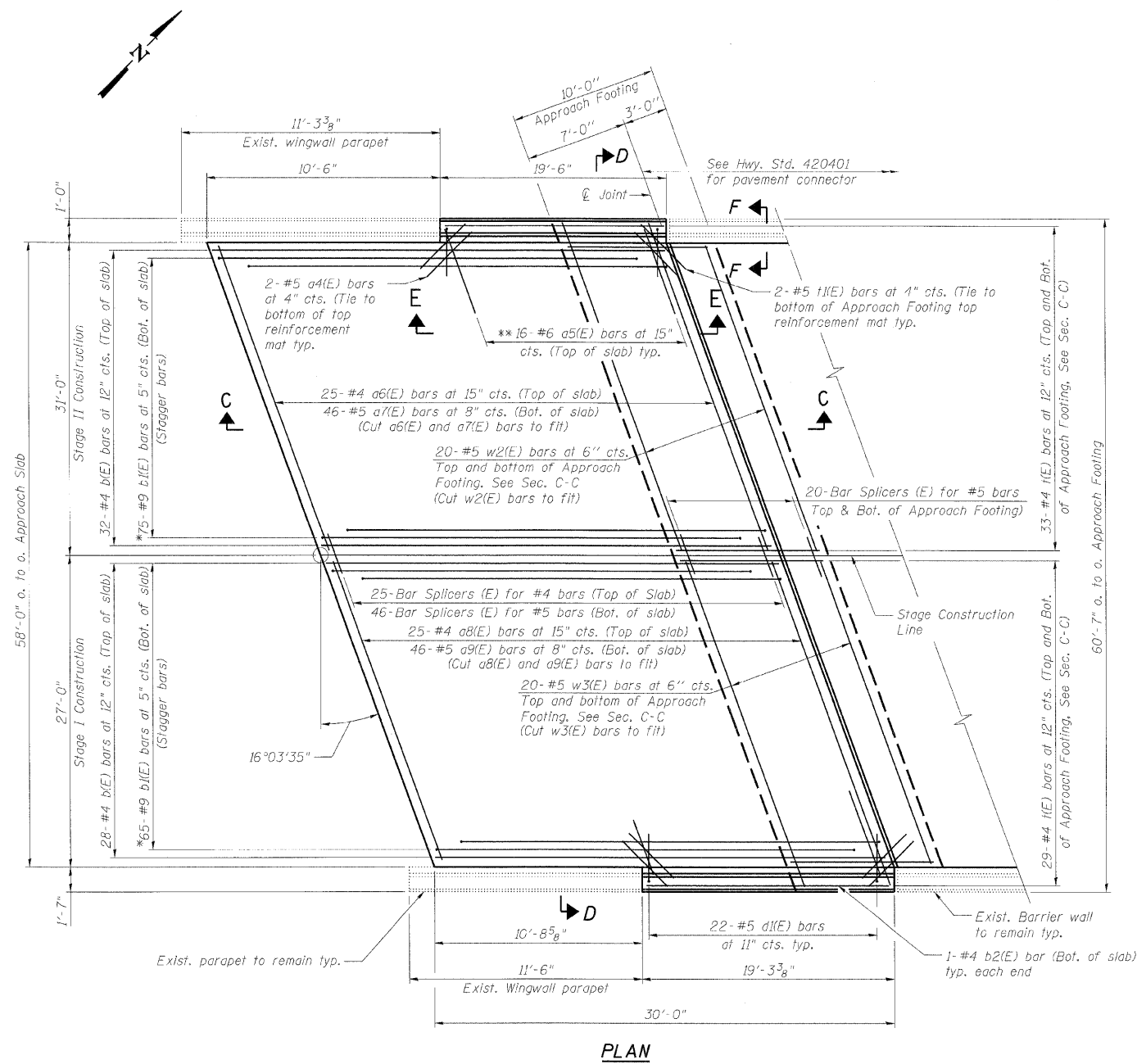
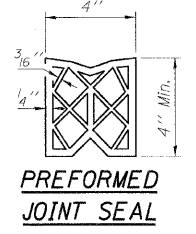
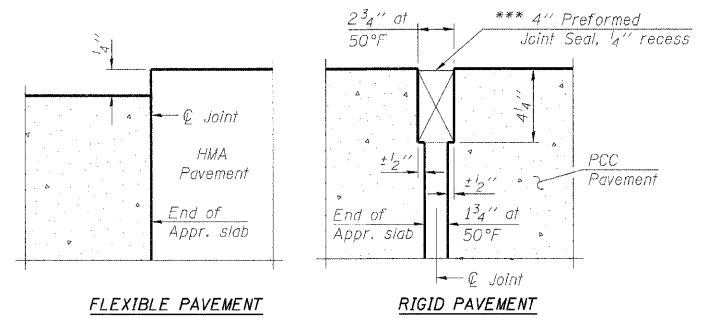
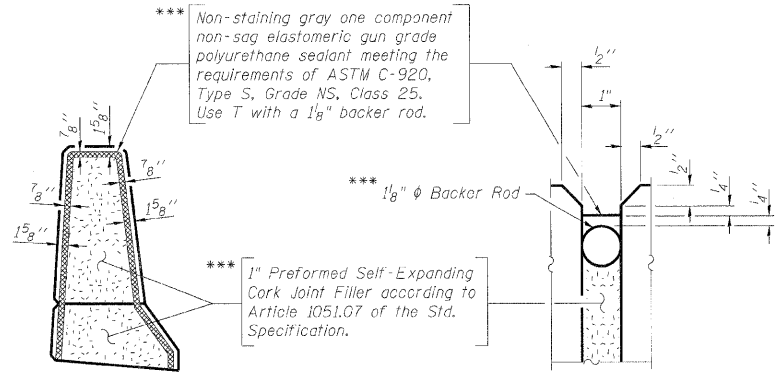
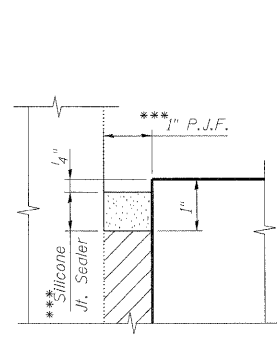
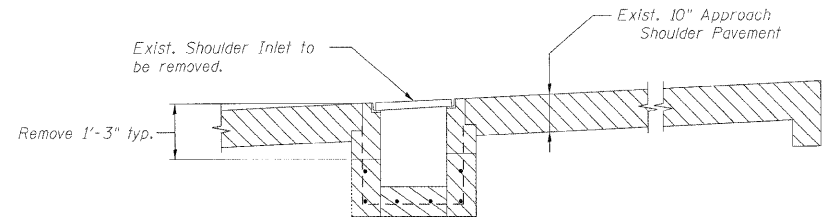
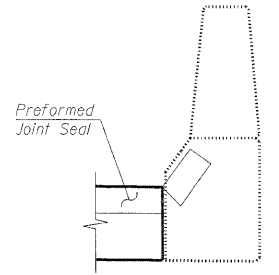


STATE OF ILLINOIS  
DEPARTMENT OF TRANSPORTATION



- \* Tilt bars as required to maintain clearance.
- \*\* Alternate with a6(E) or a8(E) bars.
- \*\*\* Cost included with Concrete Superstructure.

DESIGNED	JLS/MFB
CHECKED	KWS
DRAWN	RMG
CHECKED	KWS



**Note:**  
Work this sheet with North Bridge Approach Slab Details (2 of 2) sheet.

**NORTH BRIDGE APPROACH SLAB DETAILS  
(1 OF 2)  
STRUCTURE NO. 022-0111**

SHEET NO. 8 28 SHEETS	F.A.I. RTE. 290	SECTION 22(1, 1-1, 2&3)RS-7	COUNTY DUPAGE	TOTAL SHEETS 546	SHEET NO. 453
	CONTRACT NO. 60G51				
FED. ROAD DIST. NO.		ILLINOIS	FED. AID PROJECT		

**benesch**  
alfred benesch & company  
Engineers • Surveyors • Planners  
205 North Michigan Avenue, Suite 2400  
Chicago, Illinois 60601  
312-665-0460 Job No. 10060

x:\10000s\10050\engineering-documents\_contract\1\SN.022-0111.0112.Lake.St.0111-60G51-008-Approach\_3.dgn 18:16:37 11/2/2009