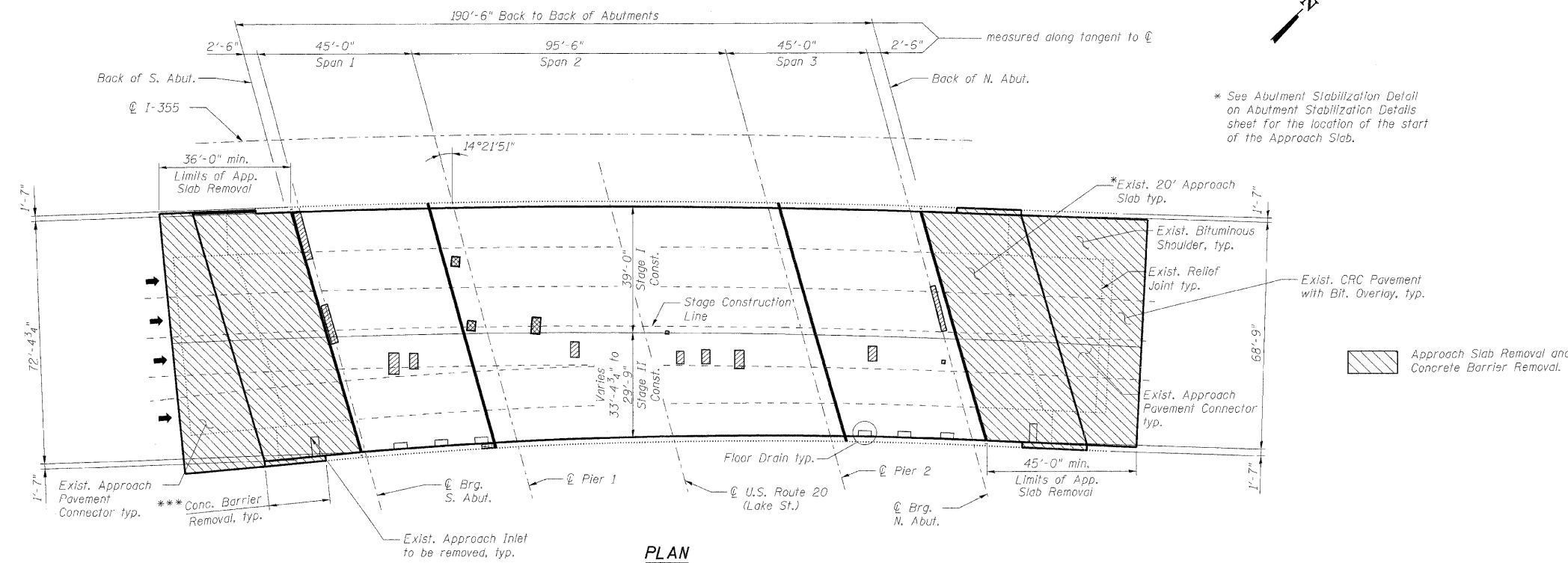


STATE OF ILLINOIS
DEPARTMENT OF TRANSPORTATION

BILL OF MATERIAL

SYMBOL	ITEM	UNIT	QUANTITY
	Deck Slab Repair (Partial)	Sq. Yd.	19.0 ▲
	Deck Slab Repair (Full Depth - Type I)	Sq. Yd.	5.0
	Deck Slab Repair (Full Depth - Type II)	Sq. Yd.	5.0
	Cleaning & Painting Exposed Rebar (Special)	Sq. Ft.	5
	Protective Shield	Sq. Yd.	811
	Protective Coat	Sq. Yd.	1,651
	Bridge Deck Grooving	Sq. Yd.	1,367
	Bridge Deck Latex Concrete Overlay, 2 1/4"	Sq. Yd.	1,407
	Bridge Deck Hydro-Scarification, 2 1/4"	Sq. Yd.	1,407

▲ For information only to assist the Contractor in bidding.
See Special Provision for "Bridge Deck Latex Concrete Overlay".



PLAN

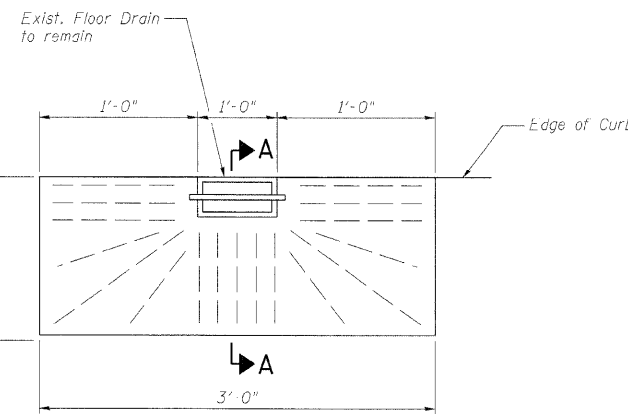
*** Limits of Concrete Barrier Removal shall match the limits of proposed parapet on the approaches. See sheets 6 thru 9 for details. See Note 6.

Notes:

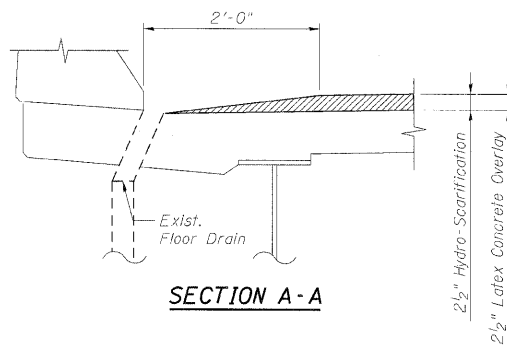
- Deck and approach slab repair areas are estimated based on infrared thermographic deck survey and visual inspection completed in June 2009. Actual repair areas and locations shall be determined by the Engineer and shown on As-Built plans.
- Protective Shield, required for deck slab and/or parapet repairs, shall be installed according to Article 501.03 of the Standard Specifications. For limits of Protective Shield see General Plan and Elevation sheet.
- Deck drains (downspouts, floor drains, and scuppers) shall be cleaned prior to placement of the Latex Concrete Overlay. Cost of cleaning the deck drains is included in Bridge Deck Hydro-Scarification, 2 1/4".
- Gaps caused by distress around floor drains shall be filled with epoxy as specified in the Special Provision "Epoxy Injection". Cost included with Bridge Deck Latex Concrete Overlay, 2 1/4".
- See Approach Slab Details sheets for Approach Slab removal and replacement details and quantities. See the Special Provisions for "Approach Slab Removal" and "Concrete Barrier Removal".
- The Contractor shall exercise extreme care with the existing conduits in sections of the parapet to be removed and shall protect and support the conduit. The Contractor will be required to repair any damage done to the conduit to the satisfaction of the Engineer. No splicing will be allowed to any cable damage resulting from this work. Instead the Contractor will be required to repair the entire span of any damaged cable at no additional cost to the Department.

**BRIDGE DECK
AND APPROACH SLAB REPAIRS
STRUCTURE NO. 022-0112**

DESIGNED -	MFB
CHECKED -	KWS
DRAWN -	RMG
CHECKED -	KWS



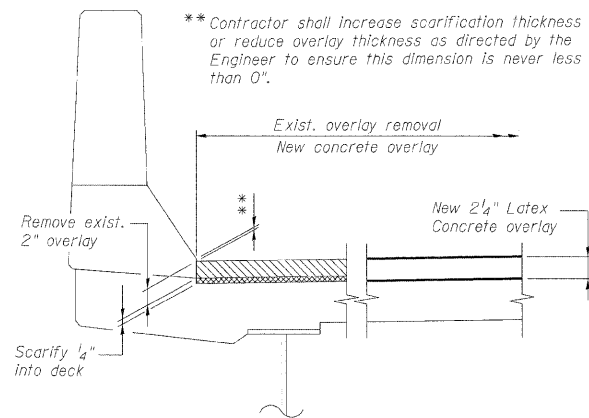
PLAN



SECTION A-A

CONCRETE OVERLAY AT FLOOR DRAIN

**SCARIFICATION & OVERLAY
DETAIL AT PARAPET**



benesch

alfred benesch & company
Engineers - Surveyors - Planners
205 North Michigan Avenue, Suite 2400
Chicago, Illinois 60601
312-665-0460 Job No. 10060

SHEET NO. 5 28 SHEETS	F.A.I. RTE. 290-355	SECTION 22(1, 1-1, 2&3)RS-7	COUNTY DUPAGE	TOTAL SHEETS 546	SHEET NO. 478
	CONTRACT NO. 60G51				
FED. ROAD DIST. NO.		ILLINOIS	FED. AID PROJECT		