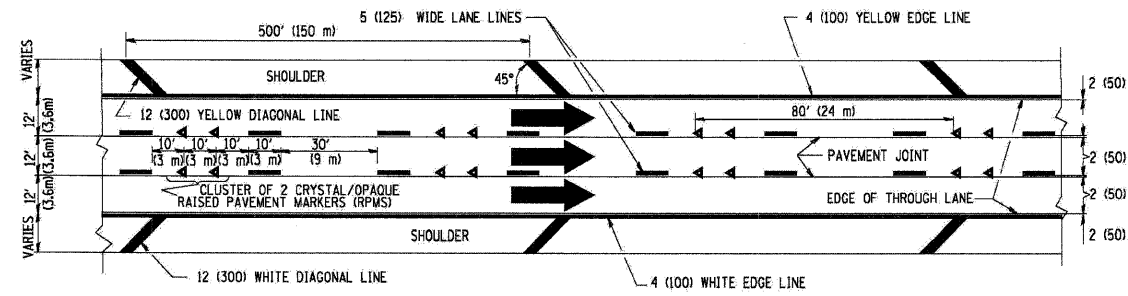


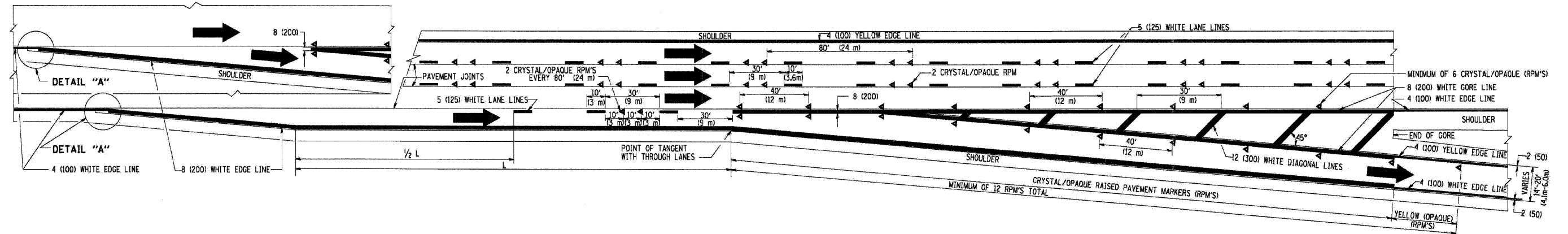
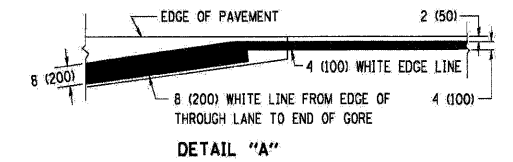
THE DIAGONAL LINES SHALL BE SPACED AT 40' (12 m) C-C ACROSS ALL STRUCTURES WHICH ARE 500' (150 m) OR LESS IN LENGTH
 THE DIAGONAL LINES ARE NOT REQUIRED ON SHOULDERS WHICH ARE 6' (1.8 m) OR LESS IN WIDTH



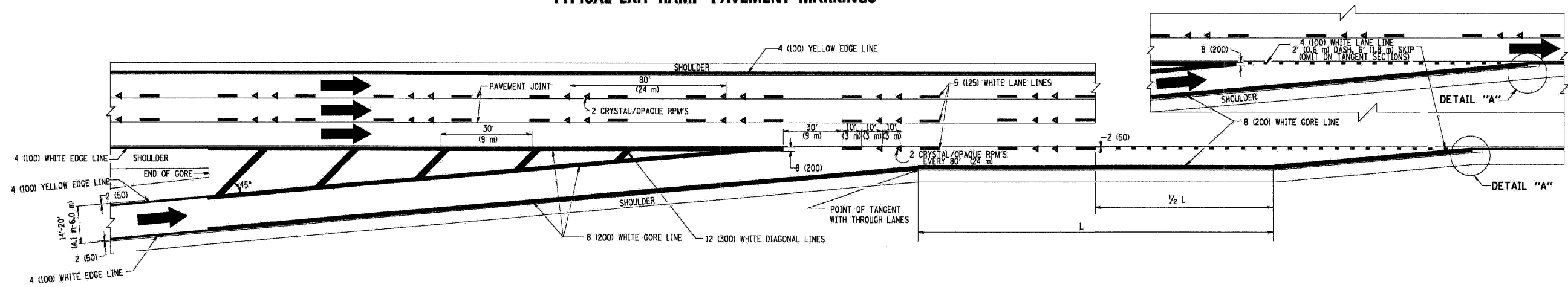
TYPICAL EDGE LINES & LANE LINES

NOTES:

1. THERMO PLASTIC PAVEMENT MARKING LINE SHALL BE USED FOR THE EDGE LINES, GORE LINES, AND DIAGONAL LINES ON BITUMINOUS PAVEMENT ONLY.
2. PREFORMED PLASTIC TYPE B PAVEMENT MARKING LINE SHALL BE USED FOR ALL LANE LINES ON BITUMINOUS PAVEMENT
3. POLYUREA PAVEMENT MARKING SHALL BE USED FOR ALL MARKINGS ON PCC



TYPICAL EXIT RAMP PAVEMENT MARKINGS



TYPICAL ENTRANCE RAMP PAVEMENT MARKINGS

FILE NAME = ...	DESIGNED - AJP	REVISED -	benesch	STATE OF ILLINOIS DEPARTMENT OF TRANSPORTATION	MULTI-LANE FREEWAY PAVEMENT MARKING		F.A.I. RTE.	SECTION	COUNTY	TOTAL SHEETS	SHEET NO.
USER NAME = tbjank	DRAWN - TMB	REVISED -			22(1, 1-1, 2&3)RS-7	DUPAGE	546	542			
PLCT DATE = 11/13/2009	CHECKED - JMM	REVISED -			*290,355	CONTRACT NO. 60G51					
DATE - 10/16/09	REVISED -	SCALE: N.T.S.			SHEET NO. 11 OF 15 SHEETS	STA. TO STA.	FED. ROAD DIST. NO.	ILLINOIS FED. AID PROJECT			