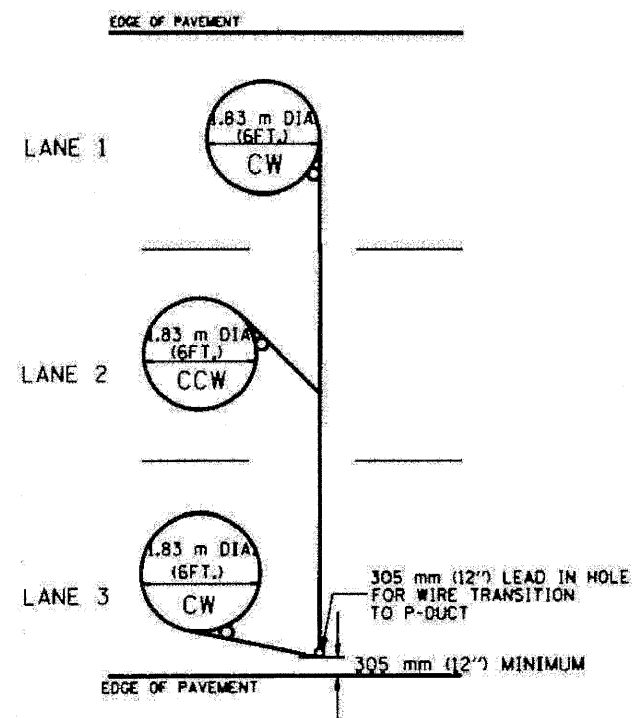
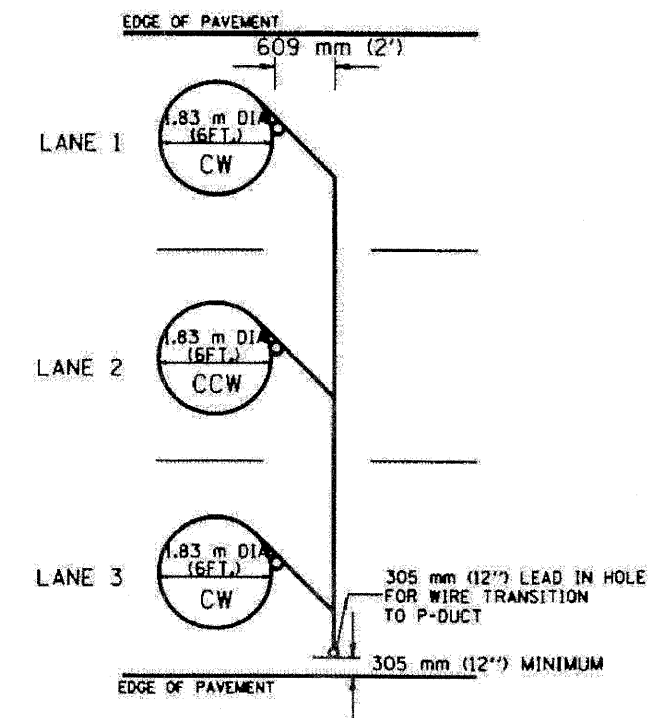


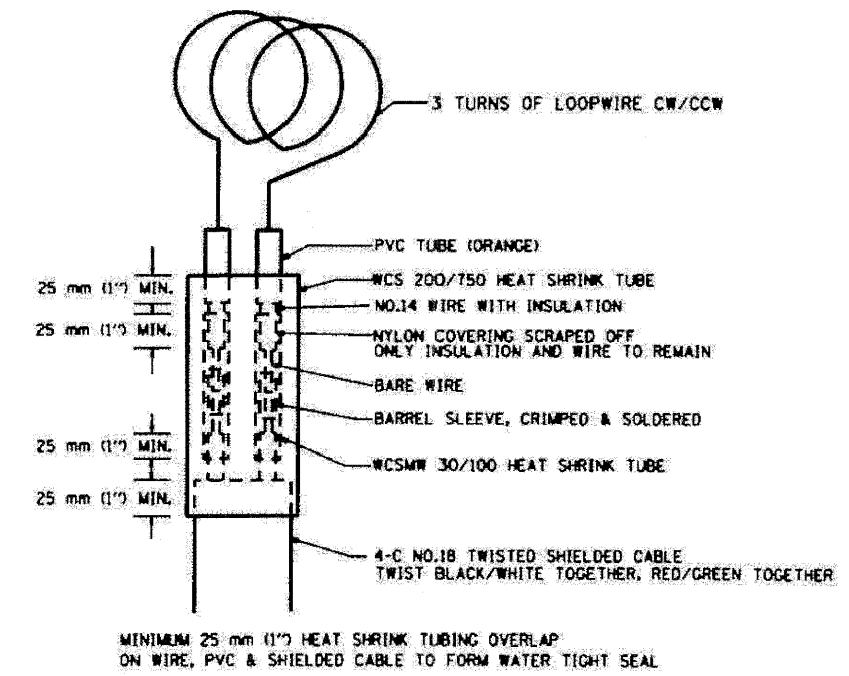
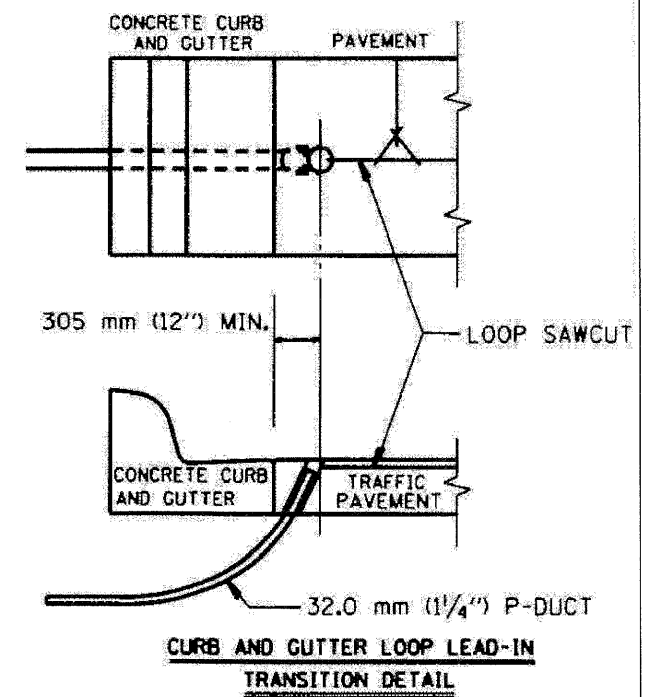
F.A. RTE.	SECTION	COUNTY	TOTAL SHEETS	SHEET NO.
STA.	TO STA.			
FED. ROAD DIST. NO.	ILLINOIS FED. AID PROJECT			



TYPICAL 1.83 m (6FT.) DIA. INDUCTION LOOP CORE DRILL LAYOUT FOR MULTIPLE LANE ROADWAY



TYPICAL 1.83 m (6FT.) DIA. INDUCTION LOOP CORE DRILL LAYOUT FOR MULTIPLE LANE ROADWAY



LOOP SPLICING REQUIREMENTS

- NOTES**
1. EACH LOOP SHALL BE SPLICED TO A 4-C NO.18 TWISTED SHIELDED LEAD IN WHEN 45 m (150FT.) OR MORE FROM CABINET.
 2. LOOPS SHALL BE SPLICED IN HANDHOLES ONLY, OTHERWISE WRITTEN PERMISSION SHALL BE OBTAINED FROM TSC ENGINEER.
 3. LOOPS SHALL NOT BE SPLICED IN SERIES.
 4. EACH LOOP LEAD IN SHALL BE IDENTIFIED AND PERMANENTLY COLOR CODED IN THE COREHOLE, HANDHOLE & CABINETS THRU WHICH THEY ENTER OR PASS AND TAGGED WITH THE CORRECT NOMENCLATURES.

DESIGNED	GHT	REVISION	DATE	ILLINOIS DEPARTMENT OF TRANSPORTATION TRAFFIC SYSTEMS CENTER EXISTING ROUND INDUCTION LOOP TYPICALS SCALE: NONE DATE: 5-22-94 DRAWN BY: G.M. CHECKED BY: R.L.
DRAWN	TMB	REVISION	DATE	
CHECKED	MPM	REVISION	DATE	
DATE	10/16/09	REVISION	DATE	

TRAFFIC SYSTEMS CENTER (TY-1TSC-418#2)

FILE NAME	DESIGNED - GHT	REVISION	
\\prg\in\ABC\C2_TS_DET_10.dgn	DRAWN - TMB	REVISION	
USER NAME = tblank	CHECKED - MPM	REVISION	
PLOT DATE = 11/12/2009	DATE - 10/16/09	REVISION	

benesch

**STATE OF ILLINOIS
DEPARTMENT OF TRANSPORTATION**

**TRAFFIC SYSTEMS CENTER
DETAIL SHEETS**

SCALE: N.T.S. SHEET NO. 10 OF 16 SHEETS STA. TO STA.

F.A. RTE.	SECTION	COUNTY	TOTAL SHEETS	SHEET NO.
290	(3031.I, ETC., 3838)RS-5	COOK	298	277
FED. ROAD DIST. NO.			ILLINOIS FED. AID PROJECT	
			CONTRACT NO. 60G52	