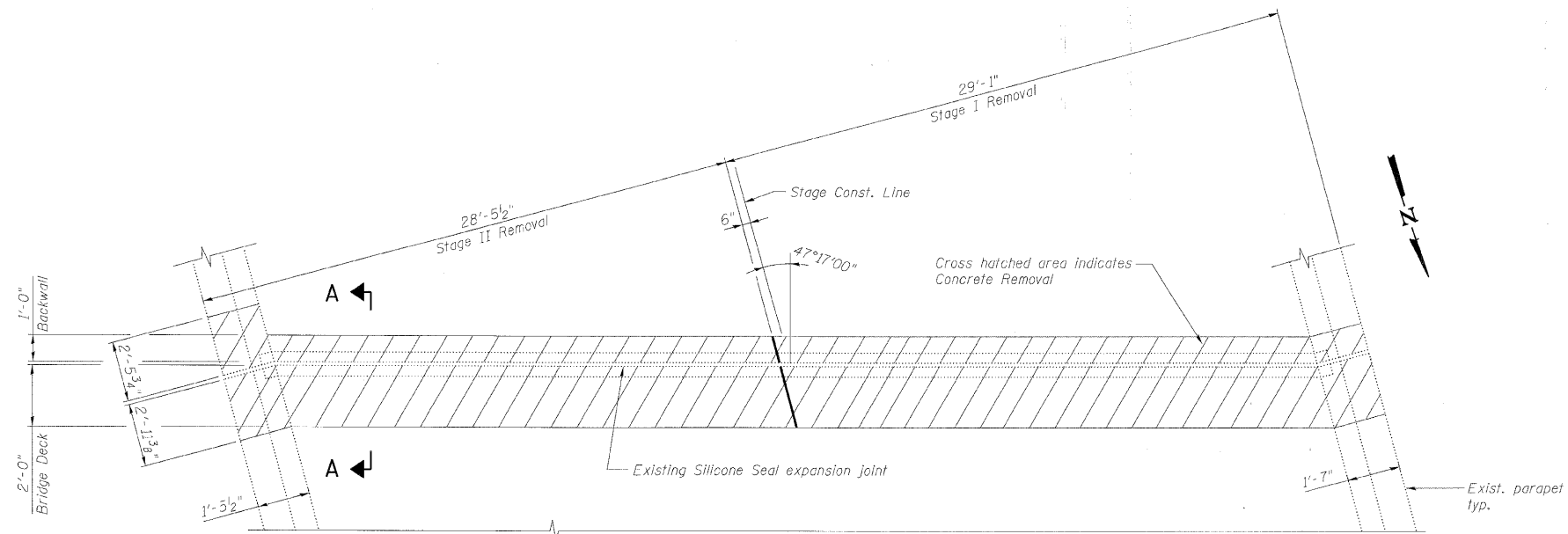
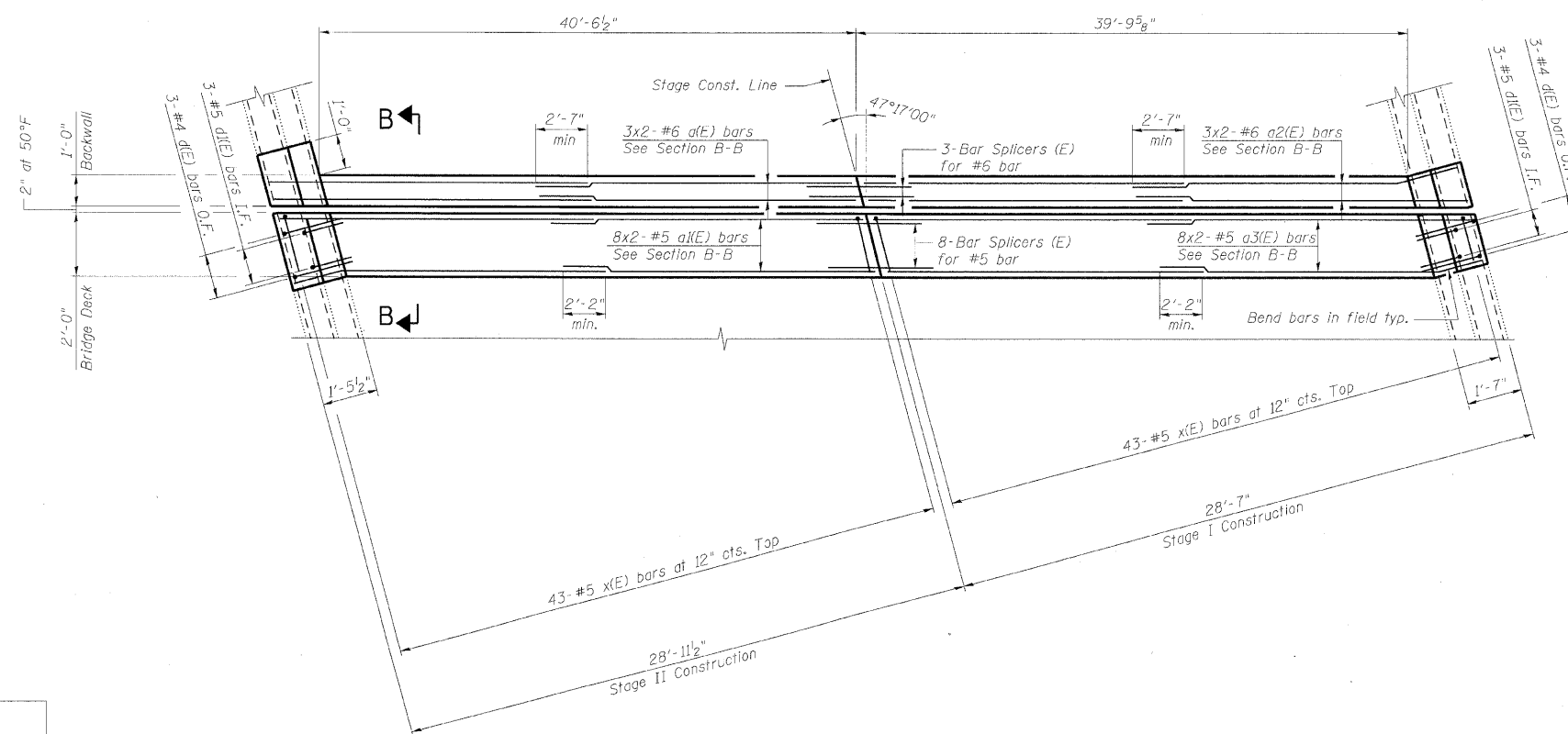


STATE OF ILLINOIS
DEPARTMENT OF TRANSPORTATION



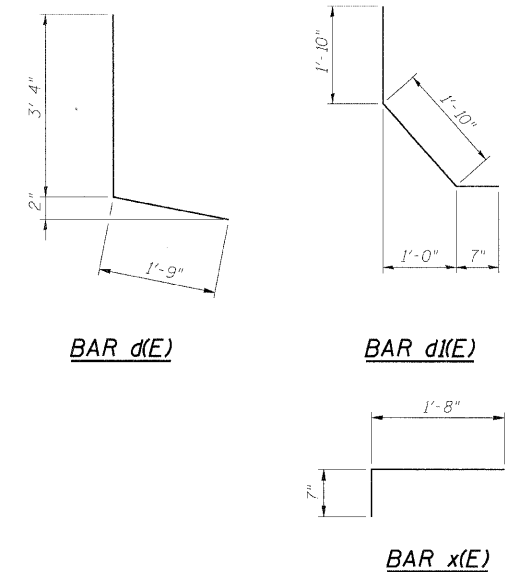
EXISTING PARTIAL PLAN AT SOUTH ABUTMENT
(Opposite Hand for North Abutment)



PROPOSED PARTIAL PLAN AT SOUTH ABUTMENT
(Opposite Hand for North Abutment)

BILL OF MATERIAL

Bar	No.	Size	Length	Shape
a(E)	12	#6	22'-2"	—
a1(E)	32	#5	22'-2"	—
a2(E)	12	#6	21'-10"	—
a3(E)	32	#5	21'-10"	—
d(E)	12	#4	5'-1"	┌
d1(E)	12	#5	4'-3"	┌
x(E)	172	#5	2'-3"	┌
<hr/>				
Item	Unit	Total		
Concrete Removal	Cu. Yd.	28.2		
Concrete Superstructure	Cu. Yd.	30.2		
Reinforcement Bars, Epoxy Coated	Pound	2,760		



Notes:

1. Bars indicated thus 8x2-#5 etc. indicates 8 lines of bars with 2 lengths per line.
2. I.F. denotes Inside Face.
O.F. denotes Outside Face.
3. Work this sheet with Expansion Joint Details sheet and Bar Splicer Assembly Details sheet.
4. x(E) bar spacing measured along skew.

DESIGNED -	JLS
CHECKED -	AAY
DRAWN -	VH
CHECKED -	AAY

benesch

alfred benesch & company
Engineers • Surveyors • Planners
205 North Michigan Avenue, Suite 2400
Chicago, Illinois 60601
312-565-0450 Job No. 10050

SHEET NO. 5 9 SHEETS	F.A.I. RTE.	SECTION	COUNTY	TOTAL SHEETS	SHEET NO.
	290	2009-099 BR	COOK/DUPAGE	309	195
	FED. ROAD DIST. NO. ILLINOIS FED. AID PROJECT			CONTRACT NO. 60157	