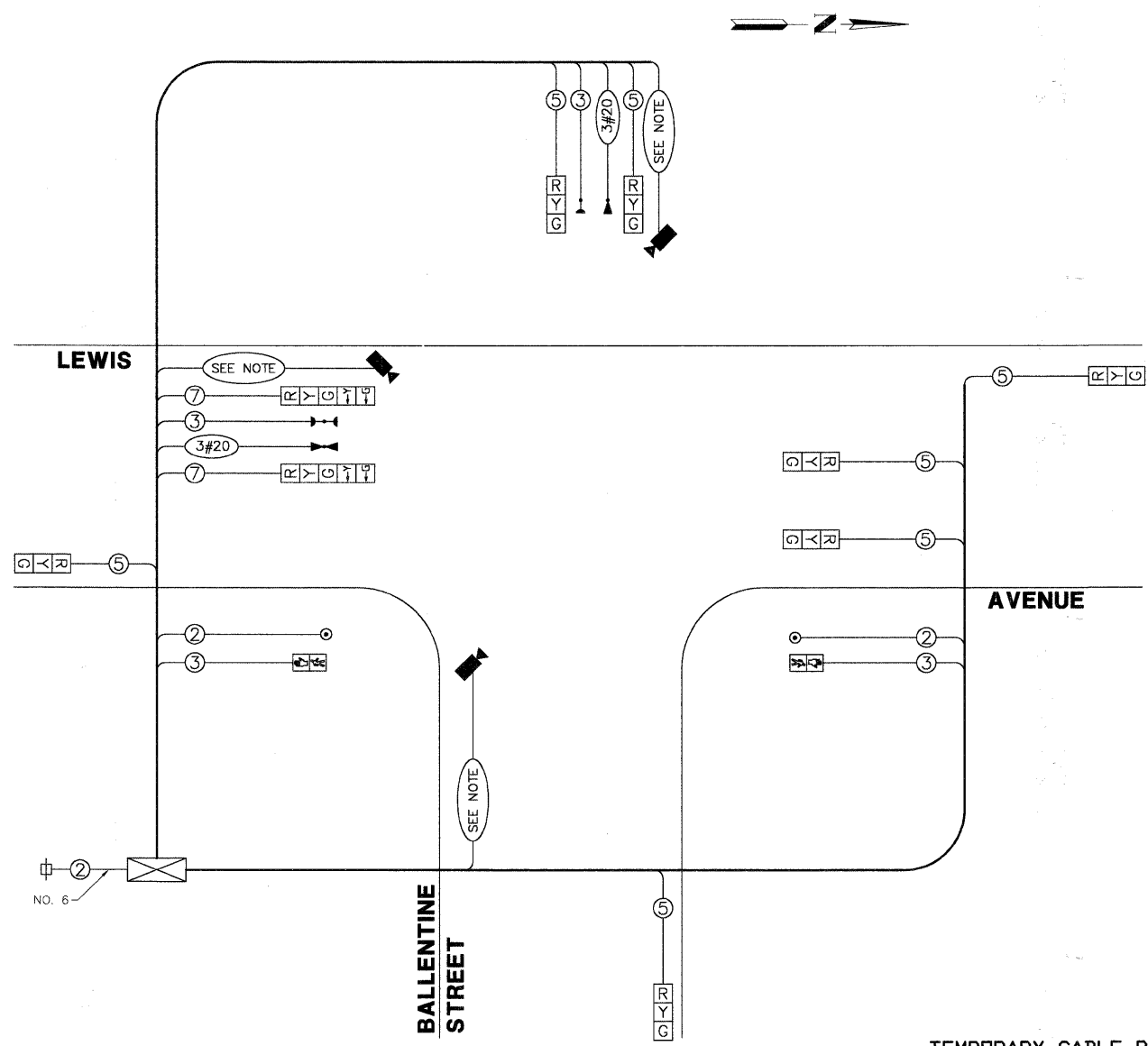


**TEMPORARY CABLE PLAN LEGEND**

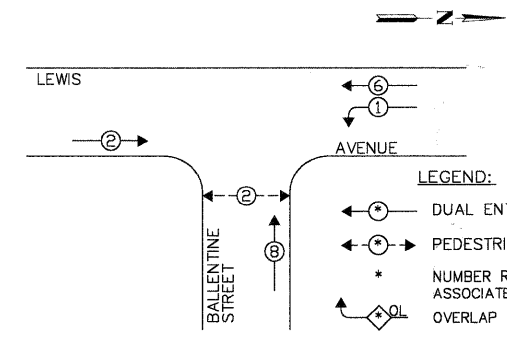
- R TEMPORARY TRAFFIC SIGNAL SECTION OR PEDESTRIAN SIGNAL SECTION 12"
- X TEMPORARY CONTROLLER CABINET
- + TEMPORARY SERVICE INSTALLATION
- ⑤ INDICATES NUMBER OF CONDUCTORS IN CABLE. ALL CONDUCTORS TO BE NUMBER 14 AWG WIRE UNLESS OTHERWISE NOTED.
- EMERGENCY VEHICLE LIGHT DETECTOR
- CONFIRMATION BEACON
- VEHICLE DETECTOR, INDUCTION LOOP
- PEDESTRIAN PUSHBUTTON DETECTOR
- PEDESTRIAN SIGNAL HEAD
- VIDEO DETECTION CAMERA
- PTZ CAMERA



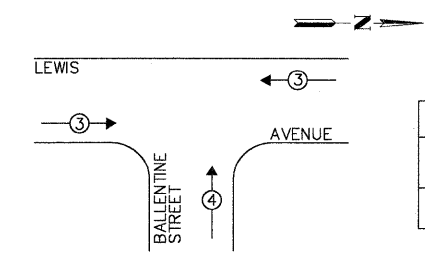
NOTE:  
IF THE CONTRACTOR DECIDES TO USE THEIR OWN VIDEO DETECTION CAMERAS FOR THE TEMPORARY TRAFFIC SIGNAL, THE CABLE TO SERVICE THE CAMERA CAN BE NO. 16, 5 1/2 PAIR OR NO. 18, 3/C. IF THE CONTRACTOR DECIDES TO USE NEW VIDEO DETECTION CAMERAS FOR THE TEMPORARY TRAFFIC SIGNAL THAT WILL BE RELOCATED TO THE PERMANENT TRAFFIC SIGNAL, THE CABLE TO SERVICE THE NEW CAMERA SHALL BE NO. 18, 3/C.

**TEMPORARY CABLE PLAN**

**TEMPORARY CONTROLLER SEQUENCE**

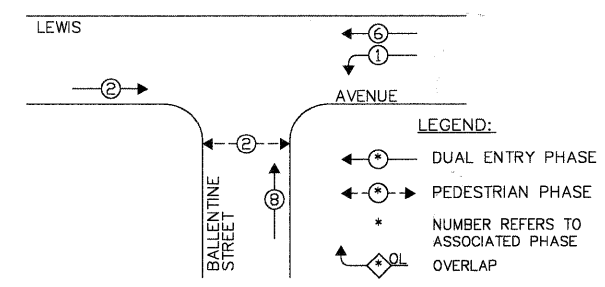


**TEMPORARY EMERGENCY VEHICLE PREEMPTION SEQUENCE**



TEMPORARY EMERGENCY VEHICLE PREEMPTORS	
EMERGENCY VEHICLE PREEMPTOR	3 4
MOVEMENT	← → ↑ ↓

**TEMPORARY PHASE DESIGNATION DIAGRAM**



L.C.D.O.T. TRAFFIC SIGNAL INSTALLATION ELECTRICAL SERVICE REQUIREMENTS					TOTAL WATTAGE
TYPE	NO LAMPS	WATTAGE	INCAND.	L.E.D.	% OPERATION
SIGNAL (RED)	9	135	10	0.50	45.0
SIGNAL (YELLOW)	9	135	19	0.10	17.1
SIGNAL (GREEN)	9	135	11	0.40	39.6
ARROW	4	135	9	0.10	3.6
FED. SIGNAL	2	90	9	1.00	18.0
CONTROLLER	1	100	100	1.00	100.0
LUMINAIRE	-	150	250	0.50	-
L.E.D. ST. NAME SIGN	-	-	64	0.50	-
VIDEO SYSTEM	1	150	150	1.00	150.0
BATTERY BACKUP	-	-	25	-	-
TOTAL =					373.3

ENERGY COSTS - BILLED TO: CITY OF WAUKEGAN  
(ADDRESS) 100 N. M.L.K. JR. AVENUE  
(ADDRESS) WAUKEGAN, IL

ENERGY SUPPLY - CONTACT: NEW BUSINESS  
PHONE: 1-866-639-3552  
COMPANY: COMED

FILE NAME = 4135.315-TR1.dwg	USER NAME = GHA	DESIGNED - JRD	REVISED - 9/15/09 (LCDOT)
		DRAWN - ZCW	REVISED - 9/25/09 (IDOT)
	PLOT SCALE = 1" = .08'	CHECKED - DPB	REVISED - 10/19/09 (LCDOT)
	PLOT DATE = 10/19/2009	DATE - 10/19/09	REVISED -



TEMPORARY CABLE PLAN & PHASE DESIGNATION DIAGRAM			
LEWIS AVENUE AT BALLENTINE STREET			
SCALE: NONE	SHEET NO. 50 OF 86 SHEETS	STA. TO STA.	

F.A.P. RTE. 2730	SECTION 08-00259-00-TL	COUNTY LAKE	TOTAL SHEETS 86	SHEET NO. 50
CONTRACT # 63344				ILLINOIS FED. AID PROJECT

GHA #4135.800