


PANEL DESIGN TYPE 1


F.A.U. RTE.	SECTION	COUNTY	TOTAL SHEETS	SHEET NO.
2730	08-00259-00-TL	LAKE	86	70
ILLINOIS				
LCDOT TS DESIGN DETAILS SHT 2 OF 2				

CONTRACT NO: 63344




ALL DIMENSIONS SHOWN IN INCHES

9.0 SQ. FT. EACH
 3 SINGLE SIDED REQUIRED
 18 DOUBLE SIDED REQUIRED
 DESIGN SERIES D
 CLEARVIEW FONT



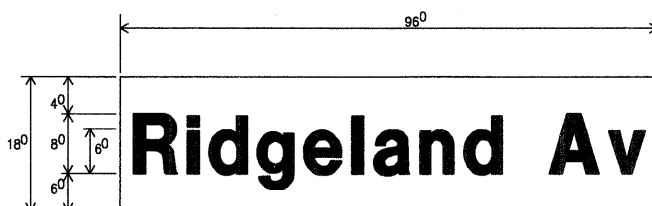
ALL DIMENSIONS SHOWN IN INCHES

12.0 SQ. FT. EACH
 SINGLE SIDED REQUIRED
 2 DOUBLE SIDED REQUIRED
 DESIGN SERIES
 CLEARVIEW FONT




ALL DIMENSIONS SHOWN IN INCHES

9.0 SQ. FT. EACH
 SINGLE SIDED REQUIRED
 2 DOUBLE SIDED REQUIRED
 DESIGN SERIES D
 CLEARVIEW FONT



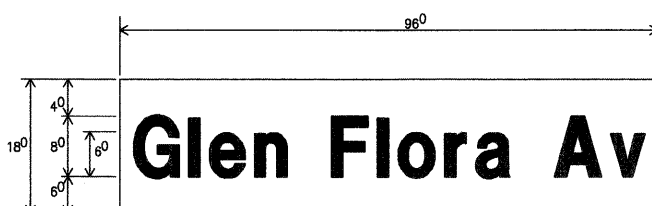
ALL DIMENSIONS SHOWN IN INCHES

12.0 SQ. FT. EACH
 SINGLE SIDED REQUIRED
 2 DOUBLE SIDED REQUIRED
 DESIGN SERIES D
 CLEARVIEW FONT



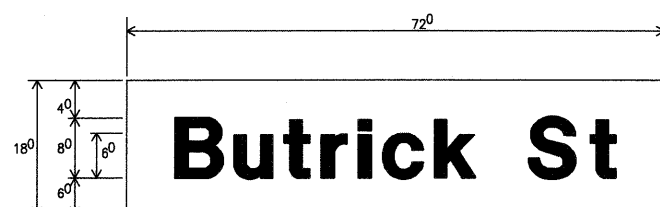
ALL DIMENSIONS SHOWN IN INCHES

9.0 SQ. FT. EACH
 SINGLE SIDED REQUIRED
 2 DOUBLE SIDED REQUIRED
 DESIGN SERIES D
 CLEARVIEW FONT



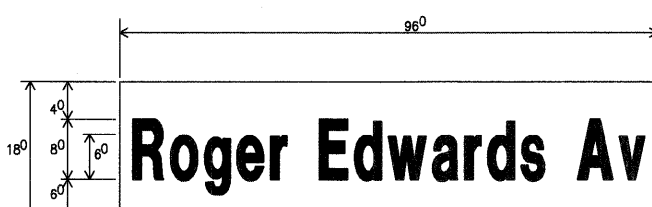
ALL DIMENSIONS SHOWN IN INCHES

12.0 SQ. FT. EACH
 SINGLE SIDED REQUIRED
 2 DOUBLE SIDED REQUIRED
 DESIGN SERIES D
 CLEARVIEW FONT



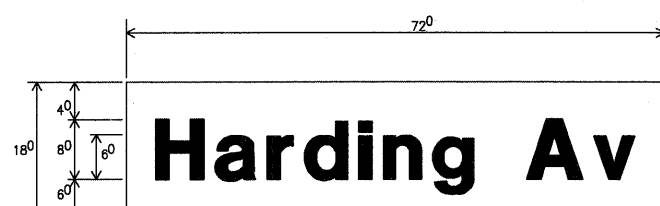
ALL DIMENSIONS SHOWN IN INCHES

9.0 SQ. FT. EACH
 SINGLE SIDED REQUIRED
 2 DOUBLE SIDED REQUIRED
 DESIGN SERIES D
 CLEARVIEW FONT



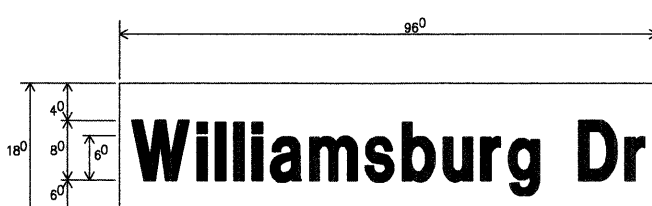
ALL DIMENSIONS SHOWN IN INCHES

12.0 SQ. FT. EACH
 SINGLE SIDED REQUIRED
 2 DOUBLE SIDED REQUIRED
 DESIGN SERIES D
 CLEARVIEW FONT




ALL DIMENSIONS SHOWN IN INCHES

9.0 SQ. FT. EACH
 SINGLE SIDED REQUIRED
 2 DOUBLE SIDED REQUIRED
 DESIGN SERIES D
 CLEARVIEW FONT



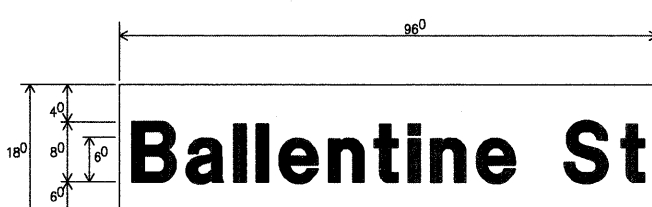
ALL DIMENSIONS SHOWN IN INCHES

12.0 SQ. FT. EACH
 SINGLE SIDED REQUIRED
 2 DOUBLE SIDED REQUIRED
 DESIGN SERIES D
 CLEARVIEW FONT




ALL DIMENSIONS SHOWN IN INCHES

9.0 SQ. FT. EACH
 SINGLE SIDED REQUIRED
 2 DOUBLE SIDED REQUIRED
 DESIGN SERIES D
 CLEARVIEW FONT




ALL DIMENSIONS SHOWN IN INCHES

12.0 SQ. FT. EACH
 SINGLE SIDED REQUIRED
 2 DOUBLE SIDED REQUIRED
 DESIGN SERIES D
 CLEARVIEW FONT



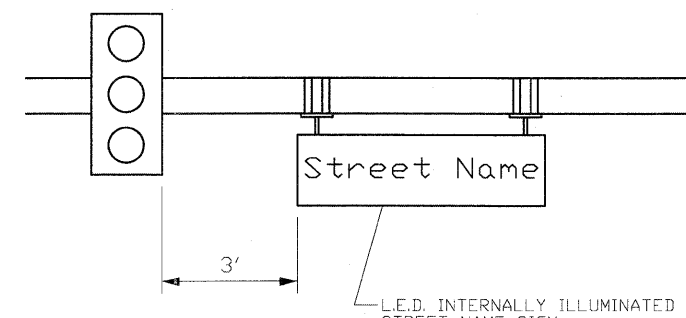
ALL DIMENSIONS SHOWN IN INCHES

12.0 SQ. FT. EACH
 SINGLE SIDED REQUIRED
 2 DOUBLE SIDED REQUIRED
 DESIGN SERIES D
 CLEARVIEW FONT

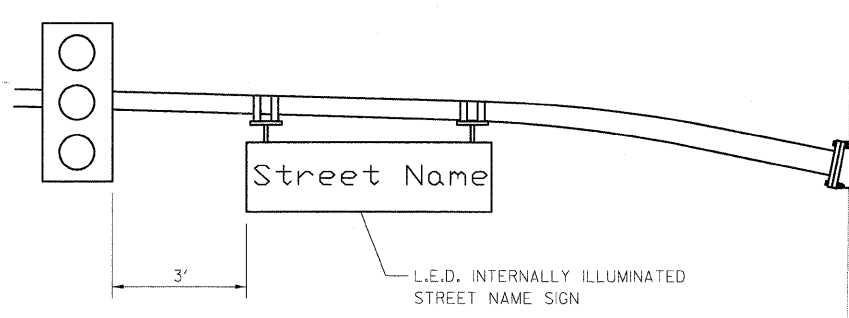


ALL DIMENSIONS SHOWN IN INCHES

12.0 SQ. FT. EACH
 SINGLE SIDED REQUIRED
 2 DOUBLE SIDED REQUIRED
 DESIGN SERIES D
 CLEARVIEW FONT



REGULAR STEEL MAST ARM ASSEMBLY AND POLE
 NOTE: L.E.D. ILLUMINATED STREET NAME SIGNS AVAILABLE ONLY IN 2 FOOT INCREMENTS.



DECORATIVE STEEL MAST ARM ASSEMBLY AND POLE

FILE NAME = 4135.315-TR1.dwg

USER NAME = GHA
 PLOT SCALE = 1" = .08'
 PLOT DATE = 10/19/2009

DESIGNED - JRD
 DRAWN - ZCW
 CHECKED - DPB
 DATE - 10/19/09

REVISED - 9/15/09 (LCDOT)
 REVISED - 9/25/09 (IDOT)
 REVISED - 10/19/09 (LCDOT)
 REVISED -



DETAIL SHEET

SCALE NONE SHEET NO. 70 OF 86 SHEETS STA. TO STA.

REVISIONS	
NAME	DATE
COMBINED SHEETS	2/1/07

Lake County Division of Transportation

MAST ARM MOUNTED STREET NAME SIGNS

SCALE: NONE SHEET 1 OF 4 DESIGNED BY: JPS
 CHECKED BY: ANK
 DATE: 7/26/06 GHA #4135.800

F.A.P. RTE.	SECTION	COUNTY	TOTAL SHEETS	SHEET NO.
2730	08-00259-00-TL	LAKE	86	70
CONTRACT #: 63344				

ILLINOIS FED. AID PROJECT