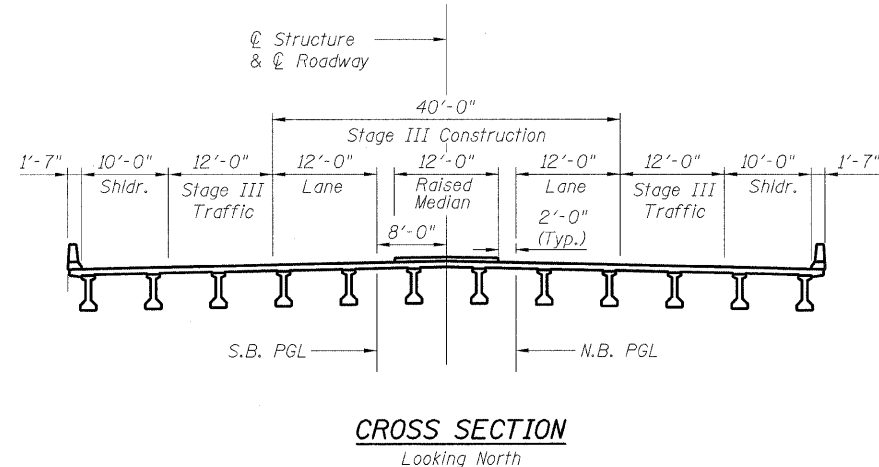
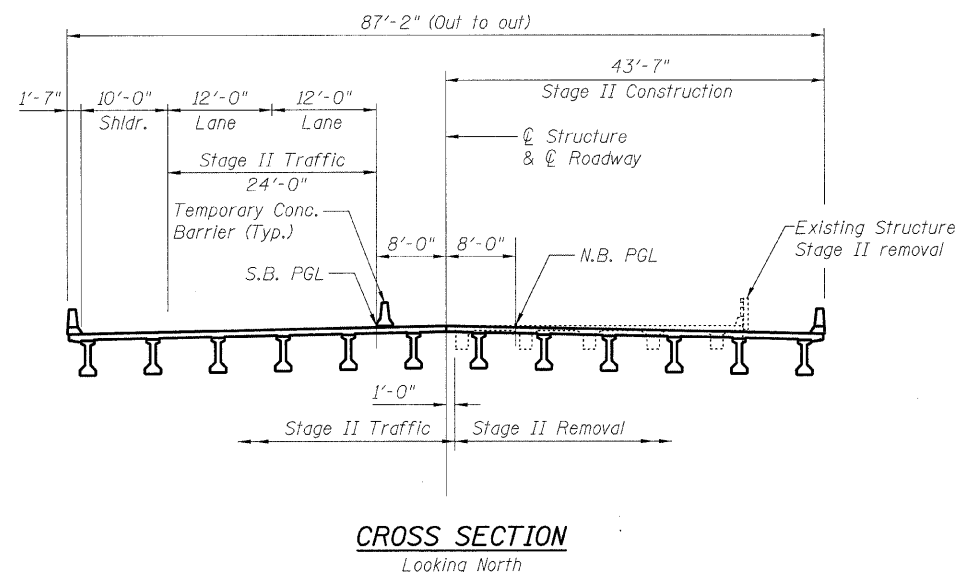
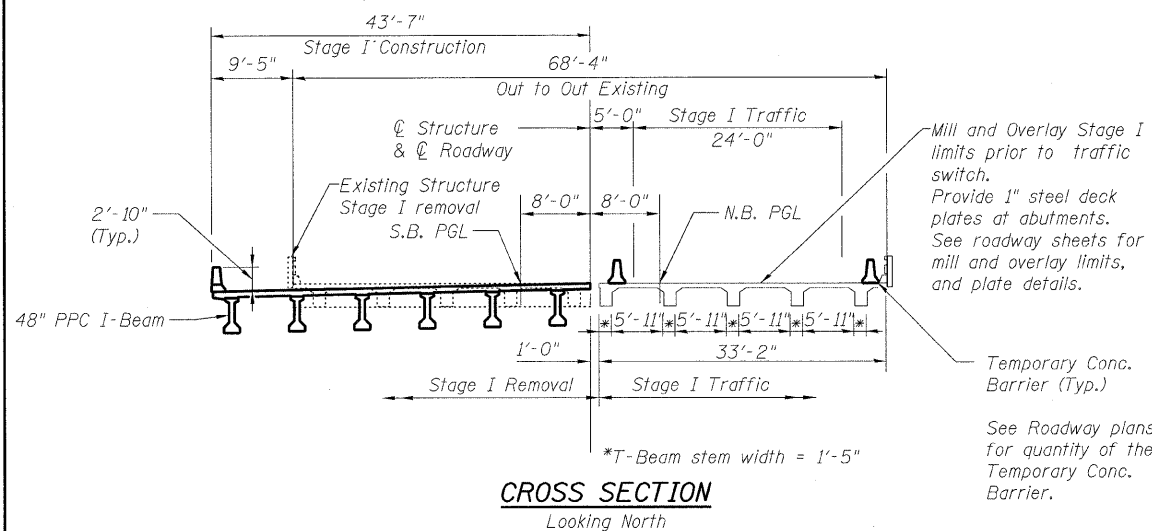


STATE OF ILLINOIS
DEPARTMENT OF TRANSPORTATION



TOTAL BILL OF MATERIAL

ITEM	UNIT	SUPER	SUB	TOTAL
POROUS GRANULAR EMBANKMENT, SPECIAL	CU YD		375	375
STONE RIPRAP, CLASS A5	SQ YD		1053	1053
FILTER FABRIC	SQ YD		1053	1053
REMOVAL OF EXISTING STRUCTURES	EACH	1		1
STRUCTURE EXCAVATION	CU YD		124	124
CONCRETE STRUCTURES	CU YD		126.2	126.2
CONCRETE SUPERSTRUCTURE	CU YD	559.2		559.2
BRIDGE DECK GROOVING	SQ YD	1,048		1,048
CONCRETE ENCASEMENT	CU YD		12.6	12.6
PROTECTIVE COAT	SQ YD	1,399		1,399
FURNISHING AND ERECTING PRECAST PRESTRESSED CONCRETE I-BEAMS 48 IN.	FOOT	927.0		927.0
REINFORCEMENT BARS, EPOXY COATED	POUND	111,000	18,490	129,490
BAR SPLICERS	EACH	662	40	702
FURNISHING STEEL PILES HP12x63	FOOT		2193	2193
DRIVING PILES	FOOT		2193	2193
TEST PILE HP 12x63	EACH		2	2
NAME PLATES	EACH	1		1
GEOCOMPOSITE WALL DRAIN	SQ YD	180		180
PIPE UNDERDRAINS FOR STRUCTURES 4"	FOOT		215	215
TEMPORARY SOIL RETENTION SYSTEM	SQ FT		730.5	730.5

GENERAL NOTES

1. Reinforcement bars shall conform to the requirements ASTM A706 GR. 60. See Special Provision.
2. Reinforcement bars designated (E) shall be epoxy coated.
3. Layout of the slope protection system may be varied to suit ground conditions in the field as directed by the Engineer.
4. The embankment configuration shown shall be the minimum that must be placed and compacted prior to construction of the abutments.
5. The contractor shall drive test piles to 110% of the nominal required bearing specified in production locations at substructures specified or approved by the Engineer before ordering the remainder of piles.
6. Excavation behind existing abutment walls shall be performed to balance front and back soil pressure before removing the existing superstructure. The Contractor shall sawcut the upper portion of the existing abutment at the stage removal line before Stage I removal to ensure the remaining portion will not be prematurely damaged.

DESIGNED	PRD
CHECKED	WAT
DRAWN	RTG/PRD
CHECKED	ASP

**GENERAL DATA AND
STAGE CONSTRUCTION DETAILS
STRUCTURE NO. 101-0184**

SHEET NO. 2 OF 22 SHEETS	F.A.P. RTE.	SECTION	COUNTY	TOTAL SHEETS	SHEET NO.
	742	34BR-1	WINNEBAGO	78	37
			CONTRACT NO. 64E68		
FED. ROAD DIST. NO. 2 ILLINOIS FED. AID PROJECT					

DLZ DLZ Illinois, Inc.
85 W. Algonquin Rd. Ste. 220
Arlington Heights IL 60005