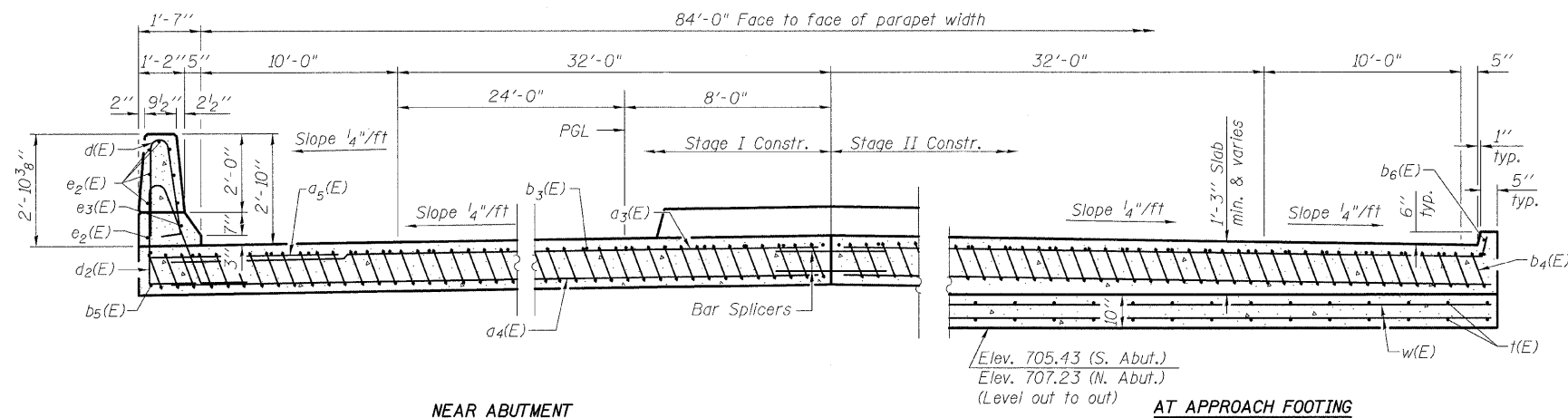


STATE OF ILLINOIS
DEPARTMENT OF TRANSPORTATION

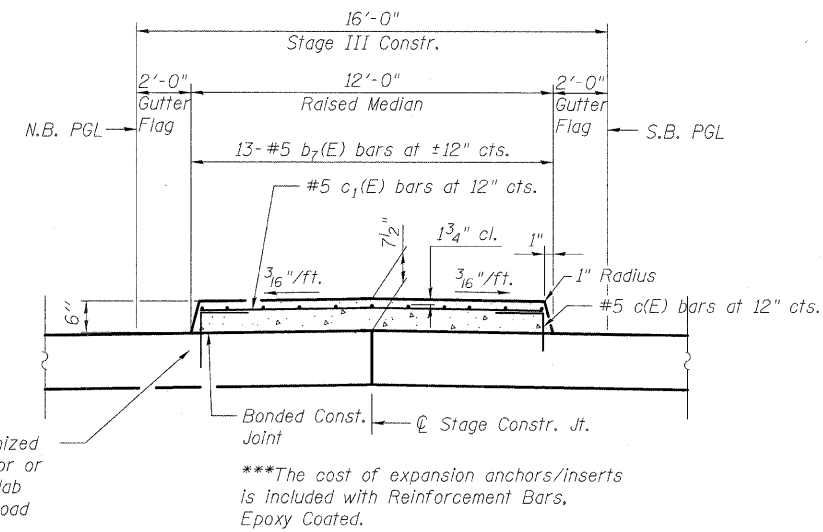


NEAR ABUTMENT

AT APPROACH FOOTING

SECTION D-D

(See Plan for dimensions not shown)



SECTION G-G

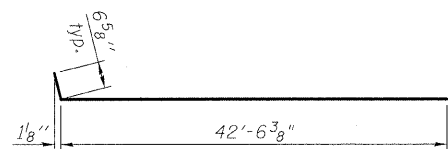
(See Plan for dimensions not shown)

TWO APPROACHES
BILL OF MATERIAL

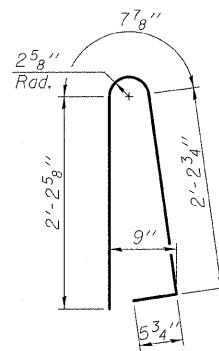
Bar	No.	Size	Length	Shape
a3(E)	100	#4	43'-1"	—
a4(E)	184	#5	43'-3"	—
a5(E)	48	#6	6'-0"	—
b3(E)	136	#4	29'-8"	—
b4(E)	416	#9	29'-9"	—
b5(E)	4	#4	14'-8"	—
b6(E)	4	#4	14'-9"	—
b7(E)	26	#5	29'-8"	—
c(E)	124	#5	1'-4"	—
c1(E)	62	#5	11'-8"	—
d(E)	68	#5	5'-7"	—
d2(E)	68	#5	7'-11"	—
e2(E)	32	#4	14'-8"	—
e3(E)	4	#8	14'-8"	—
t(E)	344	#4	9'-8"	—
w(E)	160	#5	42'-9"	—
Concrete Superstructure	Cu. Yd.		274.5	
Concrete Structures	Cu. Yd.		53.0	
Reinforcement Bars, Epoxy Coated	Pound		68,990	

Notes:
Quantities in Bill of Material above are for two Approach Slabs.
Approach Slab, Raised Curb Median, and Parapet concrete shall be paid for as Concrete Superstructure.
Approach Footing concrete shall be paid for as Concrete structures.
Reinforcement bars designated (E) shall be epoxy coated.
For Bar Splicers details, see sheet 19 of 21.
Bars indicated thus 1 x 2 - #5 etc. indicates 1 line of bars with 2 lengths per line.

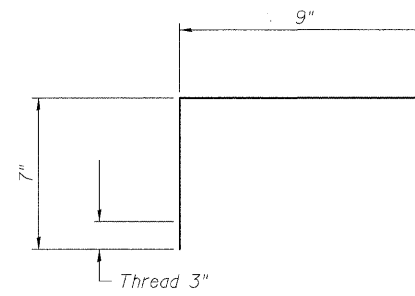
APPROACH SLAB DETAILS
STRUCTURE NO. 101-0184



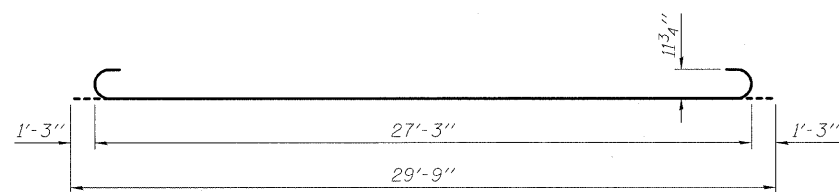
BAR d1(E)



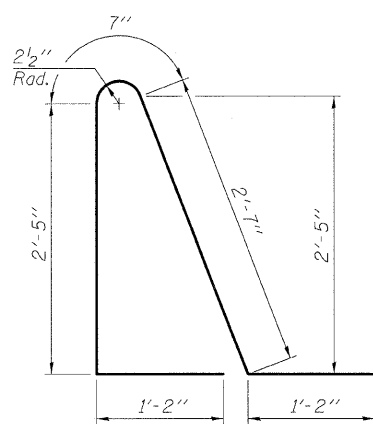
BAR d(E)



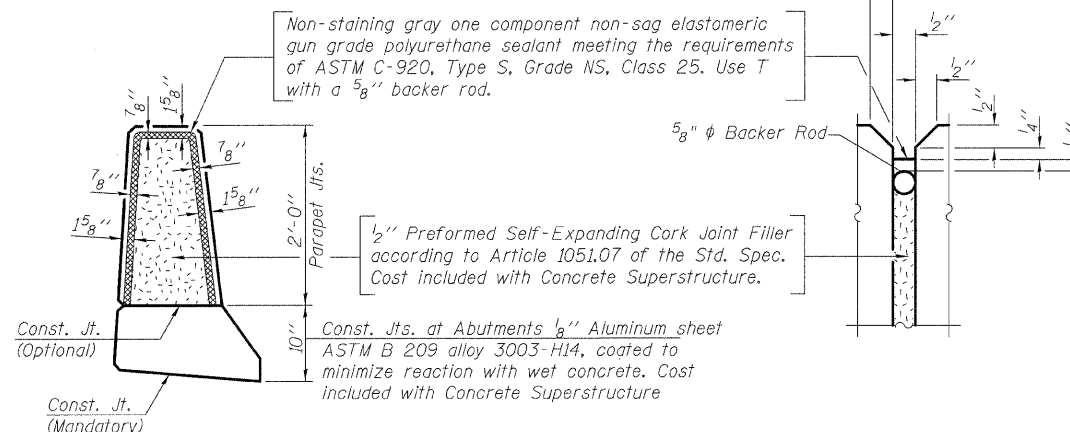
BAR c(E)



BAR b1(E)



BAR d2(E)



PARAPET JOINT DETAILS

DESIGNED	PRD
CHECKED	WAT
DRAWN	RTG/PRD
CHECKED	ASP

DLZ 85 W. Algonquin Rd. Ste. 220
Arlington Heights IL 60005

SHEET NO. 9 OF 22 SHEETS	F.A.P. RTE.	SECTION	COUNTY	TOTAL SHEETS	SHEET NO.
	742	34BR-1	WINNEBAGO	78	44
CONTRACT NO. 64E68					
FED. ROAD DIST. NO. 2 ILLINOIS FED. AID PROJECT					