

STATE OF ILLINOIS
DEPARTMENT OF TRANSPORTATION

PROJECT NO.	SECTION	COUNTY	TOTAL SHEETS	SHEET NO.
41	15BR-3	LIVINGSTON	59	41
SHEET NO. 5				
8 SHEETS				

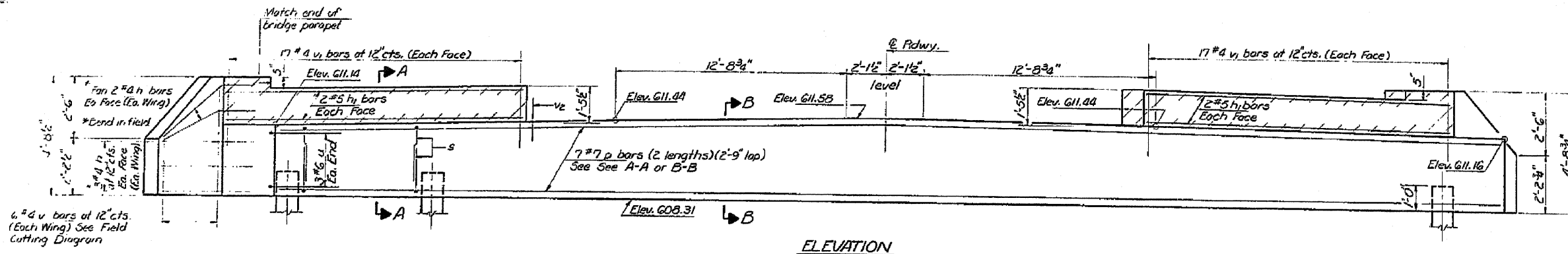
FIELD CUTTING DIAGRAM

Use u bars full length. Cut to fit in joints and use remainder of bars in other face.

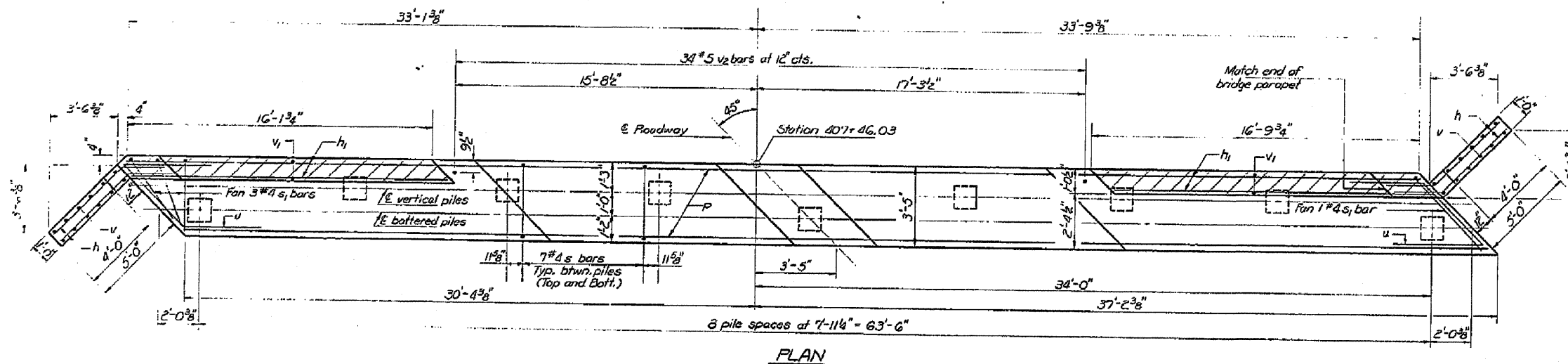
BAR s

BAR s₁

BAR u



ELEVATION



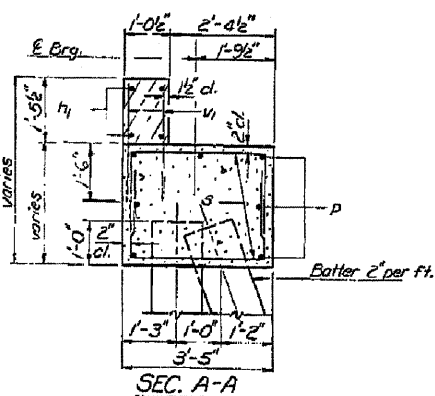
PLAN

BILL OF MATERIAL

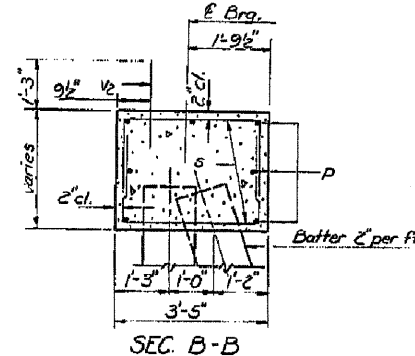
Bar	No	Size	Length	Shape
n	20	#4	7'-6"	—
h ₁	8	#5	15'-10"	—
p	14	#7	35'-0"	—
s	112	#4	7'-9"	□
s ₁	4	#4	8'-8"	□
u	6	#6	9'-4"	□
v	12	#4	6'-6"	—
v ₁	68	#4	2'-10"	—
v ₂	34	#5	2'-6"	—
Class X Concrete			Cu. Yd	29.2
Reinforcement Bars			Pound	2190
Concrete Piles			Lin. Ft.	128
Test Piles (Concrete)			Each	1

PILE DATA

Type: Concrete
Capacity: Drive to 25 ton bearing
Est. Length: 16'
No. Required: 8*1 test pile placed in a permanent location



SEC. A-A



SEC. B-B

DESIGNED	
CHECKED	
DRAWN	
CHECKED	

EXAMINED	
PASSED	
APPROVED	

FILE NAME =	USER NAME = duncanbd	DESIGNED -	REVISED -
ct:\pw_work\pwidot\duncanbd\dms32420\1368833-sht-details.dgn		DRAWN -	REVISED -
PLOT SCALE = 50.0000' / IN.		CHECKED -	REVISED -
PLOT DATE = Oct 08, 2009 - 02:47:48 PM		DATE -	REVISED -

STATE OF ILLINOIS
DEPARTMENT OF TRANSPORTATION

FOR INFORMATION ONLY

SCALE: SHEET NO. OF SHEETS STA. TO STA.

F.A.P. RTE.	SECTION	COUNTY	TOTAL SHEETS	SHEET NO.
41	(15BR-3)-1	LIVINGSTON	45	37
CONTRACT NO. 66833			ILLINOIS FED. AID PROJECT	

WEST ABUTMENT
F.A. RT. 41 SEC. 15BR-3
LIVINGSTON COUNTY
STATION 407+84.00