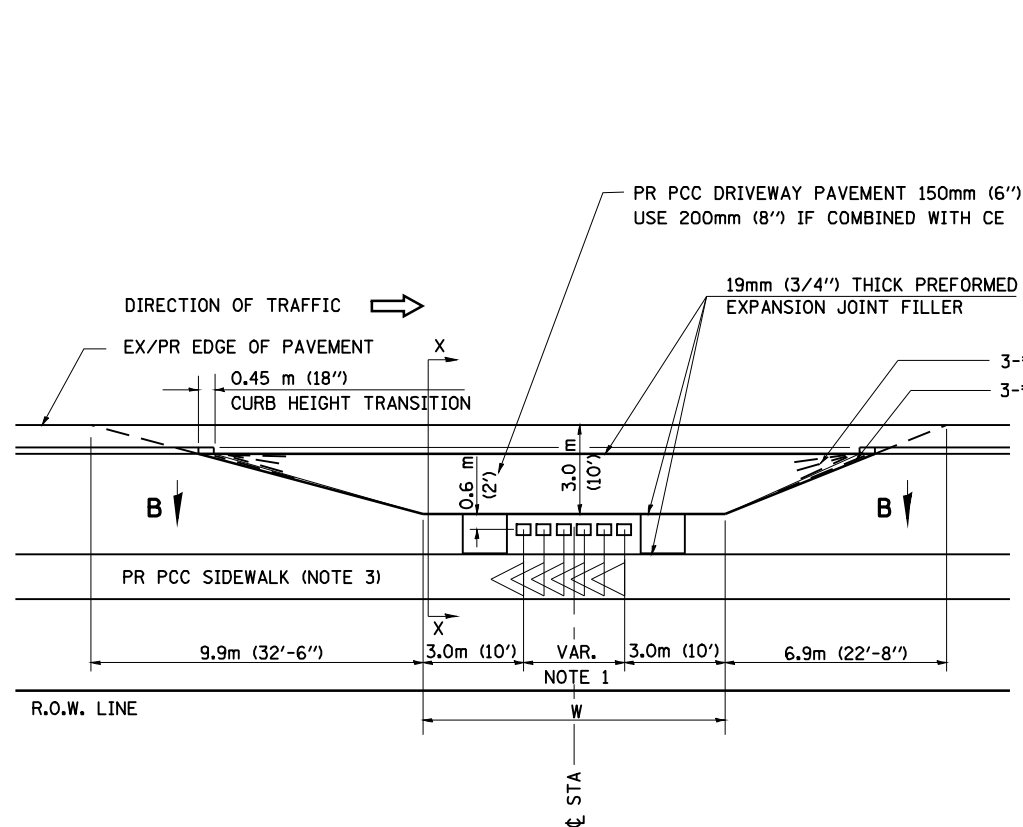
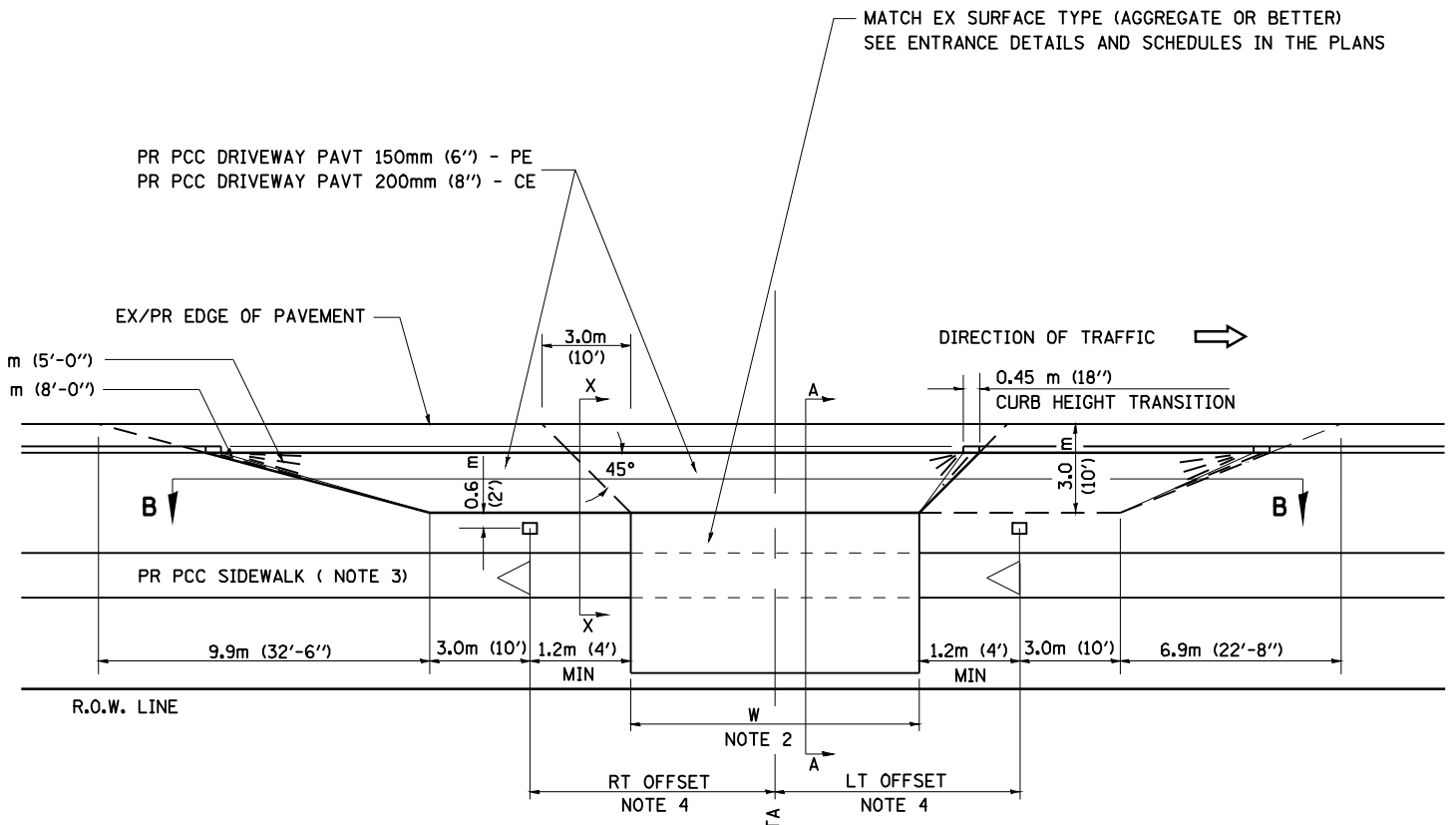


DETAILS OF MAILBOX TURNOUTS

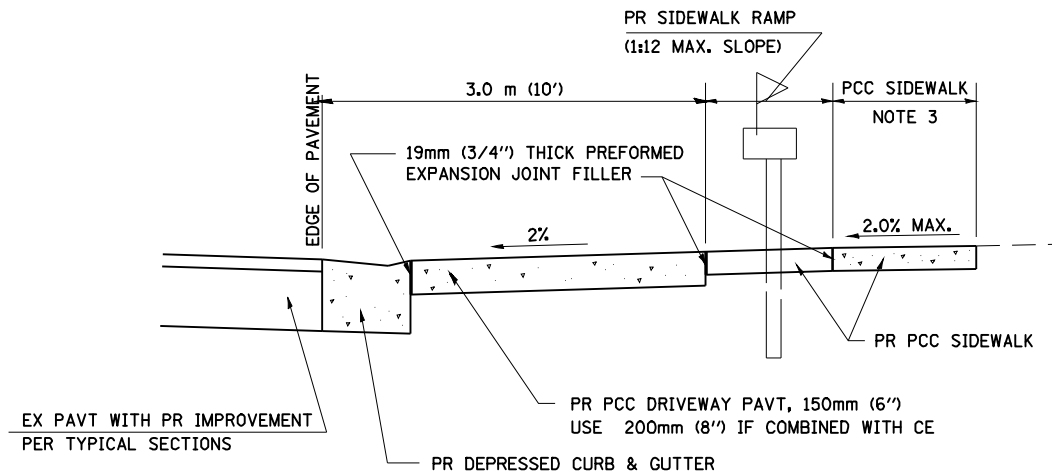
NOTE : ONLY REQUIRED FOR TWO-LANE AND THREE LANE SECTIONS OF ROADWAYS



PLAN - URBAN MULTIPLE MAILBOX TURNOUT



PLAN - COMBINED MAILBOX TURNOUT WITH TRAILING OR LEADING ENTRANCE



SECTION X-X THRU MAILBOX TURNOUT

- NOTE 1 DIMENSION = (NUMBER OF MAILBOX - 1) TIMES 0.6 m (2')
- NOTE 2 FOR ENTRANCE LAYOUT DIMENSIONS AND SECTIONS A-A & E-E REFER TO THE SCHEDULES IN THE PLANS.
- NOTE 3 SEE PLAN LAYOUT SHEET FOR SIDEWALK LOCATION.
- NOTE 4 BOTH LT OR RT OFFSETS FOR MAILBOX SHOWN USE OFFSET DIMENSION PER SCHEDULE AND REFER TO LAYOUT SHOWN ON THE PLAN.

FILE NAME =	USER NAME = laughlinr1	DESIGNED -	REVISED - 2/19/03 (JCN)	STATE OF ILLINOIS DEPARTMENT OF TRANSPORTATION	DISTRICT 6 DETAILS FOR ENTRANCE & MAILBOX TURNOUT IN CURB & GUTTER SECTION (3R - PROJECTS)	F.A.P. RTE.	SECTION	COUNTY	TOTAL SHEETS	SHEET NO.	
ENT 3R C&G.DGN	PLOT SCALE = 40.0000' / IN.	DRAWN - CADD	REVISI			+	7(W-1,RS-8,N) 9RS-4.	BROWN	177	113	
	PLOT DATE = Oct-07-2009 11:33:32AM	CHECKED - JCN	REVISI			CONTRACT NO. 72B60					
		DATE - FEBRUARY 23, 1999	REVISI			FED. ROAD DIST. NO. ILLINOIS FED. AID PROJECT					