








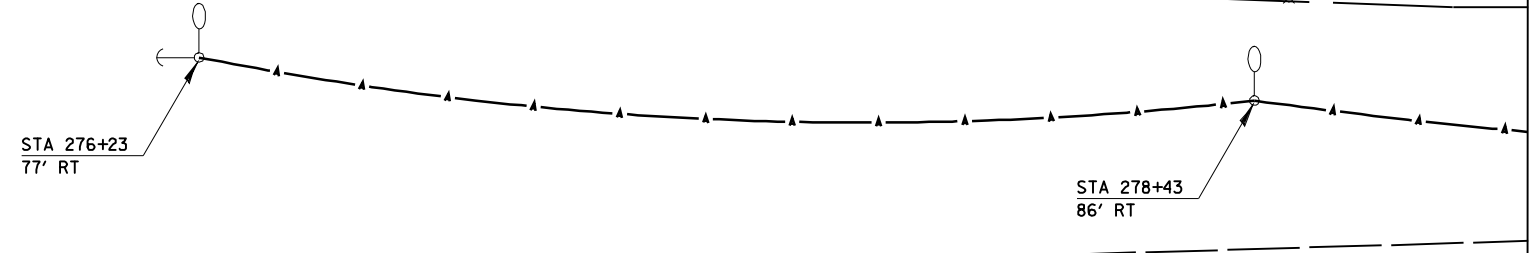


**ELECTRICAL SYMBOLS LEGEND**

-  ELECTRIC SERVICE INSTALLATION  
120/240V, ONE PHASE, FOUR WIRE
-  PROPOSED LIGHTING CONTROLLER
-  LIGHT POLE, ALUMINUM, 50 FT. M.H.,  
15 FT. DAVIT ARM WITH 400W HPS LUMINAIRE
-  TEMPORARY LIGHTING UNIT WITH WOOD POLE,  
400W HPS LUMINAIRE, MULTIMOUNT
-  TEMPORARY LIGHTING UNIT WITH WOOD POLE,  
400W HPS LUMINAIRE, MULTIMOUNT, TWIN TENON
-  UNIT DUCT IN TRENCH
-  UNIT DUCT IN CONDUIT
-  CONDUIT PUSHED
-  AERIAL CABLE, 2-1C NO. 4, ALUMINUM, WITH  
MESSENGER WIRE

**CABLE/CONDUIT SCHEDULE**

- (A) UNIT DUCT, 600V, 2-1C NO. 8, 1/C NO. 8 GROUND,  
(XLP-TYPE USE), 3/4" DIA. POLYETHYLENE
- (B) UNIT DUCT, 600V, 2-1C NO. 6, 1/C NO. 8 GROUND,  
(XLP-TYPE USE), 1" DIA. POLYETHYLENE
- (C) CONDUIT PUSHED, 2" DIA., INTERMEDIATE METAL



JOB = 2200.4	DESIGNED - NAK	REVISED -
FILE NAME = *FILES*	DRAWN - AJH	REVISED -
PLOT SCALE = *SCALE*	CHECKED - NAK	REVISED -
PLOT DATE = *DATE*	DATE - 11/6/2009	REVISED -

**STATE OF ILLINOIS  
DEPARTMENT OF TRANSPORTATION**

<b>TEMPORARY LIGHTING - IL 4 (VETERANS PARKWAY)</b>			
SCALE:	SHEET NO.	OF SHEETS	STA. TO STA.

F.A.S. RTE.	SECTION	COUNTY	TOTAL SHEETS	SHEET NO.
662	(2-1-2, 2-2) RS, TS-6	SANGAMON	244	170M
FED. ROAD DIST. NO.			ILLINOIS FED. AID PROJECT	
CONTRACT NO. 72B99				