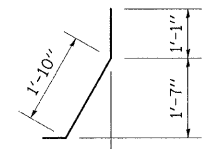
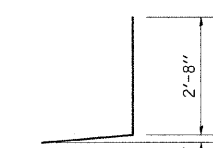


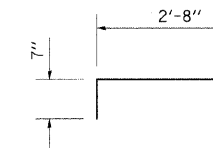
BAR a2(E)



BAR d1(E)



BAR d(E)



BAR x(E)



BAR d3(E)



BAR d2(E)



BILL OF MATERIAL

BAR	NUMBER OF BARS	TOTAL	SIZE	LENGTH	SHAPE
STAGE I STAGE II					
a (E)	24	24	#5	25' -4"	—
a1(E)	24	24	#5	21' -3"	—
a2(E)	9	9	#6	4' -0"	—
d (E)	13	13	#4	4' -8"	J
d1(E)	8	8	#5	3' -5"	J
d2(E)	4	4	#4	2' -1"	□
d3(E)	5	5	#4	4' -1"	J
h (E)	4	4	#6	23' -5"	—
h1(E)	4	4	#6	19' -3"	—
x(E)	50	40	#5	3' -3"	—

CONCRETE REMOVAL	CU. YD.	11.6
REINFORCEMENT BARS (EPOXY COATED)	POUND	3410
CONCRETE SUPERSTRUCTURE	CU. YD.	13.5

REINFORCEMENT BARS DESIGNATED (E) SHALL BE EPOXY COATED

EXISTING PARTIAL PLAN
(West Abutment shown; East Abutment similar)

PROPOSED PARTIAL PLAN
(West Abutment shown; East Abutment similar)

FILE NAME =	USER NAME = swartzw	DESIGNED -	REVISED -
ct:\pw\work\PIWIDOT\SWARTZRW\dms37779\k...	enbridge.dgn	DRAWN -	REVISED -
	PLOT SCALE = 20,0000 ' / IN.	CHECKED -	REVISED -
	PLOT DATE = 9/28/2004	DATE -	REVISED -

STATE OF ILLINOIS
DEPARTMENT OF TRANSPORTATION

EXPANSION JOINT REPLACEMENT DETAILS
SN. 058-0093 (EB)

SCALE: N/A SHEET NO. 3 OF 17 SHEETS STA. TO STA.

F.A.I. RTE.	SECTION	COUNTY	TOTAL SHEETS	SHEET NO.
72	66(B,HVB,HB-1)BR	MACON	83	30
CONTRACT NO. 74343				
FED. ROAD DIST. NO. ILLINOIS FED. AID PROJECT				