STATE OF ILLINOIS
DEPARTMENT OF TRANSPORTATION

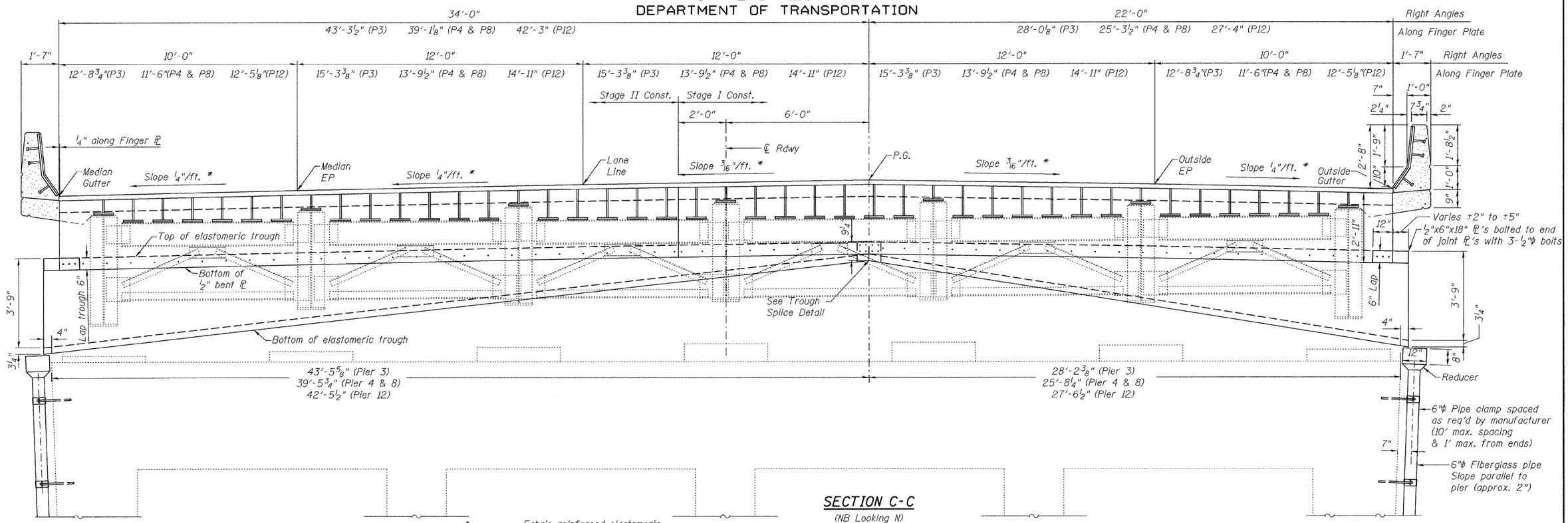

SECTION C-C

(NB Looking N)
(SB Looking S)

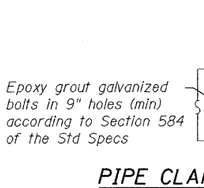

PIPE CLAMP DETAIL

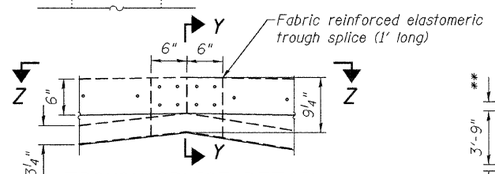

TROUGH SPLICE DETAIL

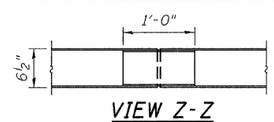

VIEW Z-Z

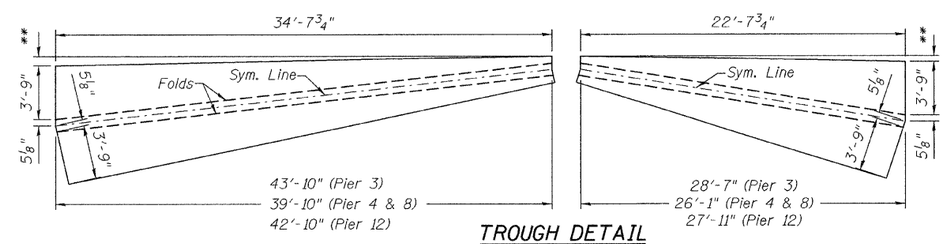

TROUGH DETAIL

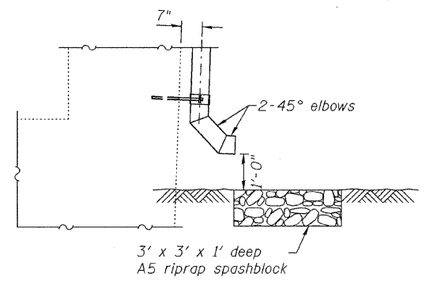

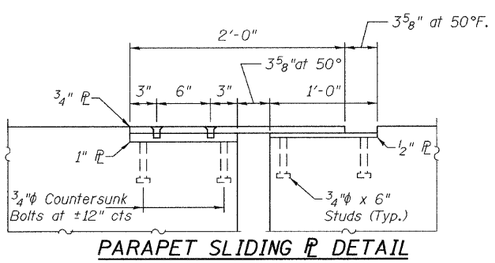

PARAPET SLIDING ℙ DETAIL

* Slopes are at right angles. Slopes along finger plate vary. (See elevations below).

** Gutter drop varies from ½" to 12⅜" (See elevations below).

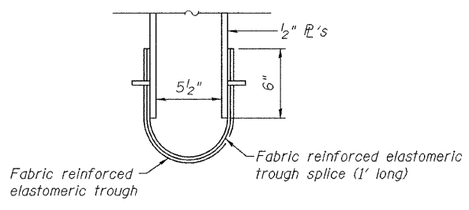

SECTION Y-Y

		Top of Finger Plate Elevations (at C.L. Brgs)							
		Pier 3 S. Brg.	Pier 3 N. Brg.	Pier 4 S. Brg.	Pier 4 N. Brg.	Pier 8 S. Brg.	Pier 8 N. Brg.	Pier 12 S. Brg.	Pier 12 N. Brg.
SB	Outside Gutter	448.80	448.85	454.10	454.14	461.05	461.06	461.37	461.36
	Outside EP	448.85	448.90	454.42	454.46	461.30	461.31	461.54	461.53
	PG	448.85	448.89	454.75	454.79	461.53	461.54	461.68	461.67
	Median Lane Line	448.47	448.51	454.70	454.74	461.38	461.40	461.44	461.43
	MedianEP	448.03	448.07	454.58	454.63	461.17	461.19	461.14	461.12
	Median Gutter	447.66	447.70	454.49	454.53	461.00	461.01	460.88	460.87
NB	Median Gutter	446.96	447.00	454.99	455.04	461.14	461.15	460.66	460.64
	MedianEP	447.01	447.05	455.32	455.36	461.37	461.38	460.81	460.79
	Median Lane Line	447.07	447.11	455.70	455.74	461.66	461.67	460.99	460.97
	PG	447.06	447.11	456.02	456.07	461.87	461.88	461.11	461.09
	Outside EP	446.69	446.73	455.97	456.01	461.72	461.73	460.84	460.83
	Outside Gutter	446.32	446.36	455.87	455.91	461.53	461.54	460.57	460.55

Notes:

1. Fiberglass pipe shall conform to ASTM D2996 with short-time rupture strength hoop tensile stress of 29,000 psi minimum. The surface of the fiberglass pipe shall be free of bond inhibiting agents.
2. The clamping devide and inserts shall be galvanized according to AASHTO M232.
3. Space drilled holes in existing concrete to miss existing reinforcement.
4. All fiberglass pipe, elbows, connections, pipe clamps, anchor bolts, and reducers are included in the cost of "DRAINAGE SYSTEM".

FINGER PLATE DETAILS
SN 082-0247 & 0248

DESIGNED	J. Uehle
CHECKED	A. Halloway
DRAWN	J. Uehle
CHECKED	A. Halloway

NOVEMBER 5, 2009
EXAMINED — ENGINEER OF STRUCTURAL SERVICES
PASSED — ENGINEER OF BRIDGES AND STRUCTURES

SHEET NO. 16	F.A.I. RTE.	SECTION	COUNTY	TOTAL SHEETS	SHEET NO.
20 SHEETS	255	82-1HVB-I-1	ST. CLAIR	45	41
			CONTRACT NO. 76926		
	FED. ROAD DIST. NO.	ILLINOIS	FED. AID PROJECT		

0820247-76926.dgn 11/5/2009 11:38:05 AM