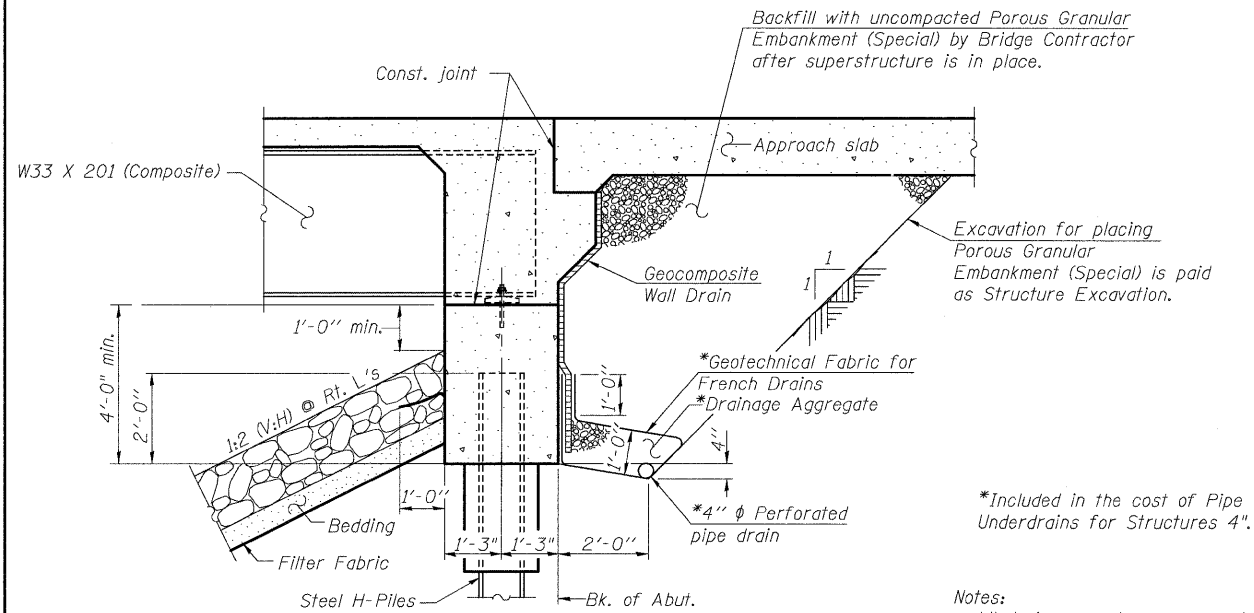


STATE OF ILLINOIS  
DEPARTMENT OF TRANSPORTATION

GENERAL NOTES

Fasteners shall be AASHTO M164 Type 1, mechanically galvanized bolts. Bolts 7/8 in.  $\phi$ , holes 15/16 in.  $\phi$ , unless otherwise noted.  
Calculated weight of Structural Steel = 285,880 pounds (Grade 50) and 10,570 pounds (Grade 36)  
No field welding is permitted except as specified in the contract documents.  
Reinforcement bars shall conform to the requirements of ASTM A 706 Gr 60. See Special Provisions.  
Reinforcement bars designated (E) shall be epoxy coated.  
Bearing seat surfaces shall be constructed or adjusted to their designated elevations within a tolerance of 1/8 inch (0.01 ft.). Adjustment shall be made either by grinding the surface or by shimming the bearings.  
The Inorganic Zinc Rich Primer / Acrylic / Acrylic Paint System shall be used for shop and field painting of new structural steel except where otherwise noted. The color of the final finish coat for all interior steel surfaces shall be gray, Munsell No. 5B 7/1. The color of the final finish coat for the exterior and bottom flange of the fascia beams shall be gray, Munsell No. 5B 7/1. See Special Provision for "Cleaning and Painting New Metal Structures".  
Layout of slope protection system may be varied in the field to suit ground conditions as directed by the Engineer.  
If the Contractor elects to use cantilever forming brackets on the exterior girders, the brackets shall be placed at the same locations as required for the hardwood blocks in Article 503.06 (b) of the Standard Specifications.  
If additional cantilever forming brackets are required, hardwood blocking shall be wedged between the exterior and first interior beam at each of these additional bracket locations.

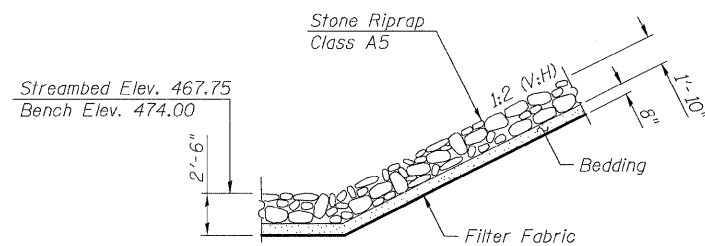


SECTION THRU INTEGRAL ABUTMENT

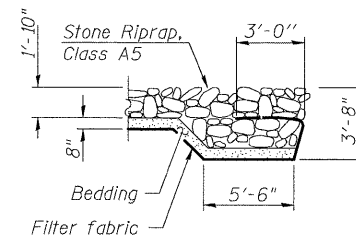
Notes:  
All drainage system components shall extend 2'-0" from the end of each wingwall except an outlet pipe shall extend until intersecting with the side slopes. The pipe shall extend into concrete headwalls. (See Article 601.05 of the Standard Specifications and Highway Standard 601101.)

TOTAL BILL OF MATERIAL

ITEM	UNIT	SUPER	SUB		TOTAL
			Piers	Abuts.	
Stone Riprap, Class A5	Sq. Yd.	2331			2331
Removal of Existing Structures	Each	1			1
Floor Drains	Each	32			32
Furnishing and Erecting Structural Steel	L. Sum	1			1
Stud Shear Connectors	Each	4302			4302
Reinforcement Bars, Epoxy Coated	Pound	112,360	10,120	5,820	128,300
Bar Splicers	Each	1046	30	26	1102
Furnishing Steel Piles HP 14x73	Foot		1188	888	2076
Driving Piles	Foot		1188	888	2076
Pile Shoes	Each		16	12	28
Name Plates	Each	1			1
Anchor Bolts, 1"	Each	48			48
Pipe Underdrain for Structures 4"	Foot			91	91
Porous Granular Embankment, Special	Cu. Yd.			136.2	136.2
Filter Fabric	Sq. Yd.	2331			2331
Protective Coat	Sq. Yd.	1513			1513
Structure Excavation	Cu. Yd.		64	349	413
Concrete Encasement	Cu. Yd.		8.7	6.5	15.2
Concrete Structures	Cu. Yd.		60.5	65.5	126.0
Concrete Superstructure	Cu. Yd.	471.0			471.0
Bridge Deck Grooving	Sq. Yd.	1269			1269
Temporary Sheet Piling	Sq. Ft.	3448			3448
Geocomposite Wall Drain	Sq. Yd.			65	65
Mechanical Splice	Each		96		96
Temporary Soil Retention System	Sq. Ft.	84			84
Asbestos Bearing Pad Removal	Each	56			56
Underwater Structure Excavation Protection - Location 1	Each		1		1
Underwater Structure Excavation Protection - Location 2	Each		1		1



SECTION A-A



SECTION B-B

DESIGNED	B.B.
CHECKED	C.J.F.
DRAWN	W.J.S.
CHECKED	C.J.F. & B.B.

GENERAL DATA  
STRUCTURE NUMBER 061-0094



BERNARDIN  
LOCHMUELLER &  
ASSOCIATES, INC.

3 Oak Drive  
Mareville, IL 62963-5635  
Local (618) 298-4608  
Fax (618) 298-4686

SHEET NO. 2 23 SHEETS	F.A.P. RTE. 322	SECTION 25BR-1	COUNTY MARION	TOTAL SHEETS 63	SHEET NO. 25
	SN 061-0094		CONTRACT NO. 76A83		
FED. ROAD DIST. NO. 8 ILLINOIS FED. AID PROJECT 322					