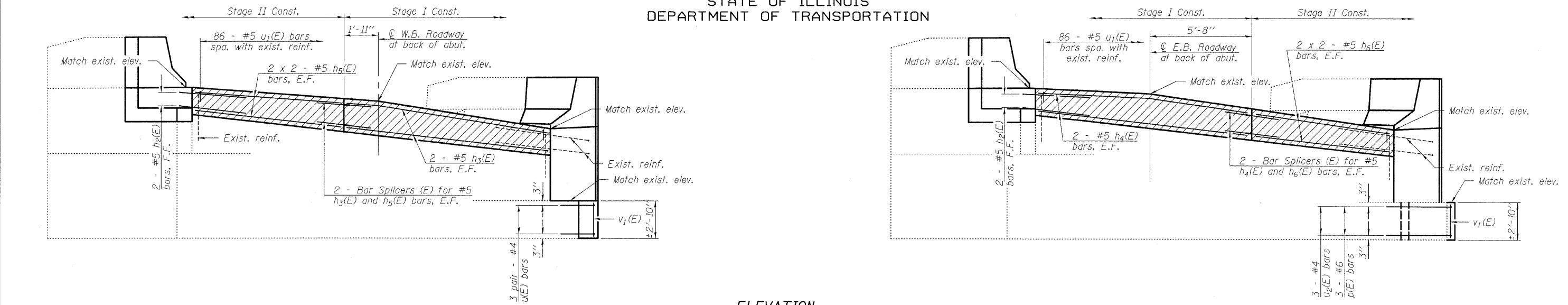
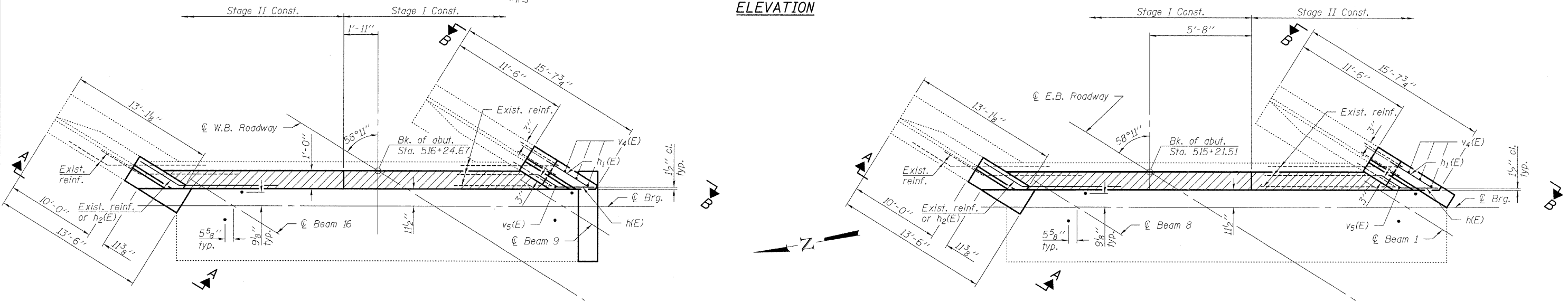


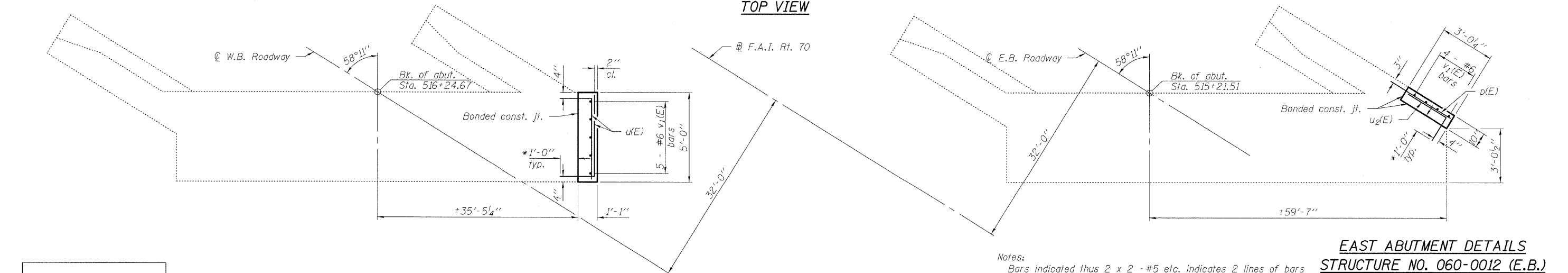
STATE OF ILLINOIS
DEPARTMENT OF TRANSPORTATION



ELEVATION



TOP VIEW



PLAN - PILE CAP

DESIGNED	EML
CHECKED	JJD
DRAWN	EML
CHECKED	JJD

MINIMUM BAR LAP
#5 bar = 3'-0"

*Drill and epoxy grout reinforcement according to Section 584 of the Standard Specifications.

Notes:
Bars indicated thus 2 x 2 - #5 etc. indicates 2 lines of bars with 2 lengths per line.

EAST ABUTMENT DETAILS
STRUCTURE NO. 060-0012 (E.B.)
STRUCTURE NO. 060-0013 (W.B.)

HORNER & SHIFRIN, INC.
ENGINEERS

SHEET NO. 11 14 SHEETS	F.A.I. RTE.	SECTION	COUNTY	TOTAL SHEETS	SHEET NO.
	70	60-(5,6,7)RS, 60-(6,7)BR	MADISON	185	125
FED. ROAD DIST. NO.			ILLINOIS FED. AID PROJECT		
CONTRACT NO. 76C56					