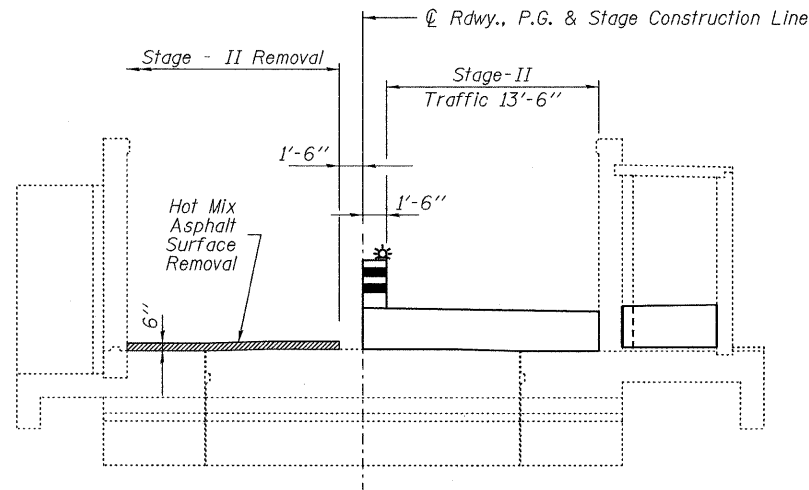
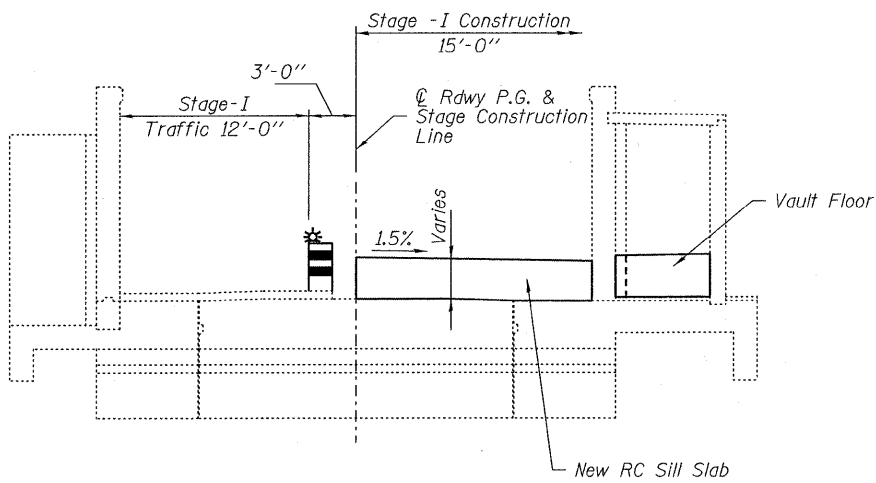


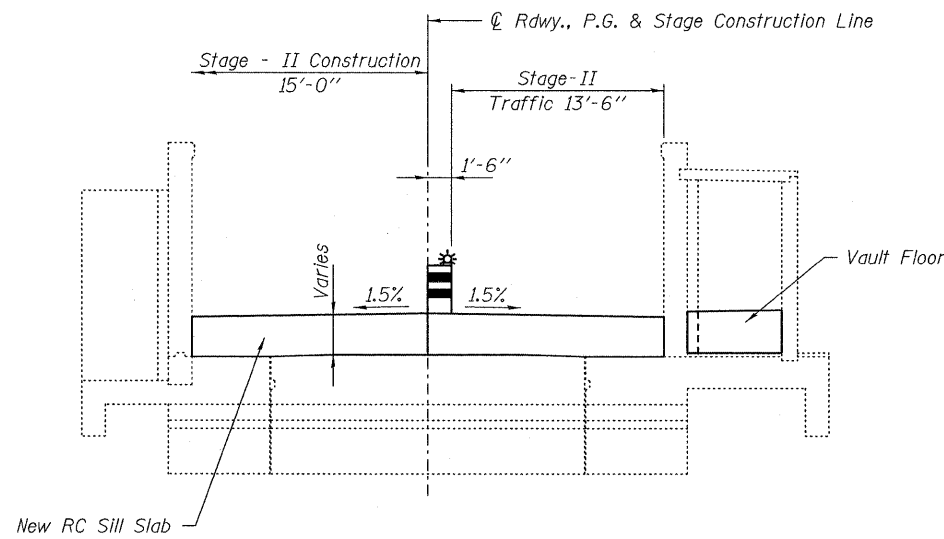
**STAGE I REMOVAL**



**STAGE II REMOVAL**



**STAGE I CONSTRUCTION**



**STAGE II CONSTRUCTION**

**STAGE CONSTRUCTION DETAILS**

(all cross sections looking south)

Note:  
Hatched area indicates removal.

**GENERAL NOTES**

Calculated weight of Structural Steel = 9,460 lbs.  
 No field welding is permitted except as specified in the contract documents.  
 Reinforcement bars shall conform to the requirements of ASTM A 706 Gr 60. See Special Provisions.  
 Reinforcement bars designated (E) shall be epoxy coated.  
 Plan dimensions and details relative to existing plans are subject to nominal construction variations. The Contractor shall field verify existing dimensions and details affecting new construction and make necessary approved adjustments prior to construction or ordering of materials. Such variations shall not be cause for additional compensation for a change in scope of the work, however, the Contractor will be paid for the quantity actually furnished at the unit price bid for the work.

**TOTAL BILL OF MATERIAL**

ITEM	UNIT	TOTAL
Removal of Existing Structures	Each	1
Concrete Structures	Cu. Yd.	68.0
Reinforcement Bars, Epoxy Coated	Pound	2,740
Bar Splicers	Each	40
Furnishing Structural Steel	LS	1
Anchor Bolts, 1/2"φ	Each	16
Door & Frame	Each	1
Plastic Sheeting, 10 mil, 20'x40' Sheet	Each	2
Hot Mix Asphalt Surface Removal, 6"	Sq. Yd.	64
Treated Timber	FBM	41
Bar Clamp	Each	9

DESIGNED - T.P.L.
CHECKED - M.D.C., S.M.S.
DRAWN - P.J.L.
CHECKED - J.L.B.

<b>HAMPTON, LENZINI &amp; RENWICK, INC.</b> CIVIL & STRUCTURAL ENGINEERS LAND SURVEYORS 3085 STEVENSON DRIVE, SUITE 201 SPRINGFIELD, ILLINOIS 62703 (217) 546-3400 PROJECT NUMBER: 08.0214.130    DATE: 10/01/09	SHEET NO. 2	FAP	SECTION	COUNTY	TOTAL SHEETS	SHEET NO.
	14 SHEETS	869	(105)RS-2	SALINE	82	37
		IL-34 HARRISBURG		CONTRACT NO. 78079		
		FED. ROAD DIST. NO.	ILLINOIS	FED. AID PROJECT		

**GENERAL DETAILS  
MOVABLE LEVEE CLOSURE STRUCTURE**