


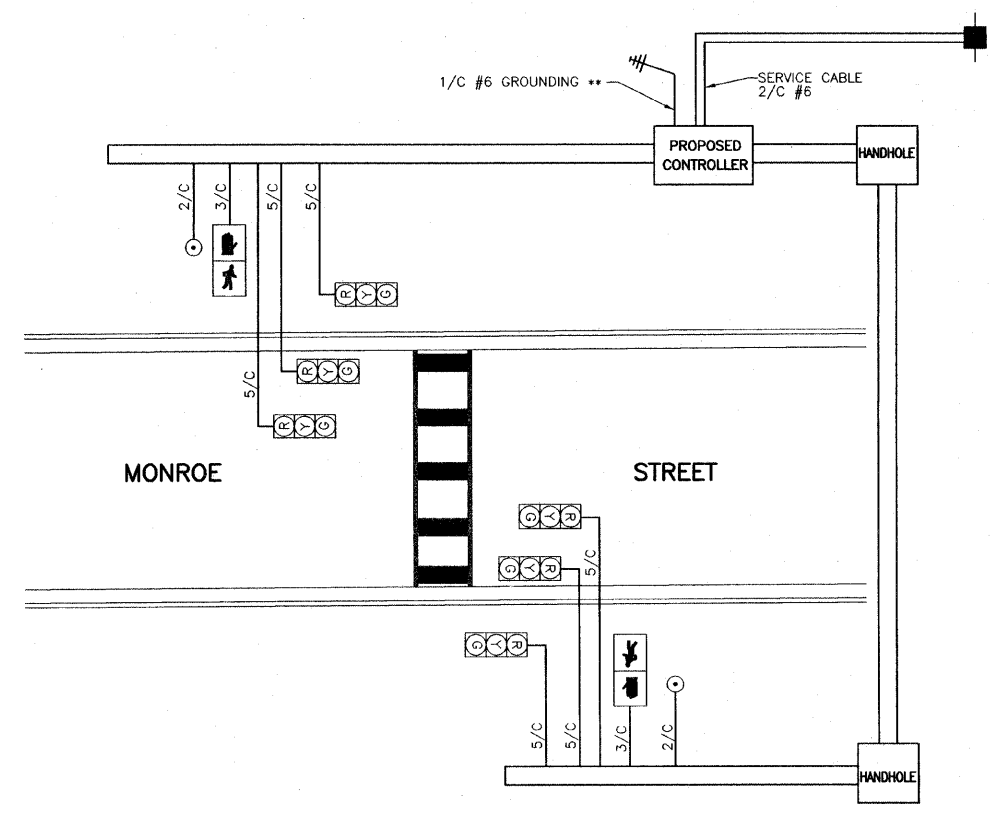
PHASE DESIGNATION DIAGRAM

PROPOSED OPERATION		
PHASE	1	2
MOVEMENT	← →	↑
CONCURRENT MOVEMENT PERMITTED	NONE	NONE

Phase 2 permitted upon pedestrian actuation only. In "Flash Mode" - Vehicle Head shall flash yellow and Pedestrian Head shall be dark.

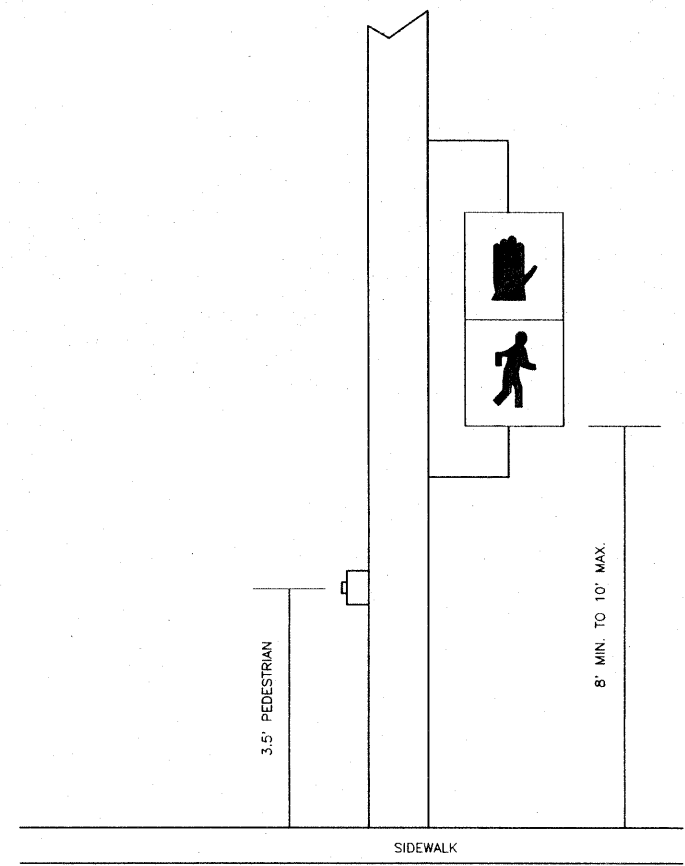


PEDESTRIAN SIGN
N.T.S.
R10-4B-L
2 EACH REQUIRED

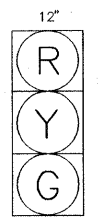


CABLE DIAGRAM


** GROUNDING SHALL INCLUDE
2 EACH MAST ARMS
2 EACH HANDHOLES



PEDESTRIAN SIGNAL POST



TRAFFIC SIGNAL FACES



PEDESTRIAN SIGNAL FACES

CABLE DIAGRAM LEGEND

- ELECTRIC CABLE IN CONDUIT
- 2/C INDICATES NUMBER OF CONDUCTORS IN CABLE
- #6 INDICATES AMERICAN WIRE (AWG) SIZE 6
- ⊙ PROPOSED PEDESTRIAN PUSH-BUTTON