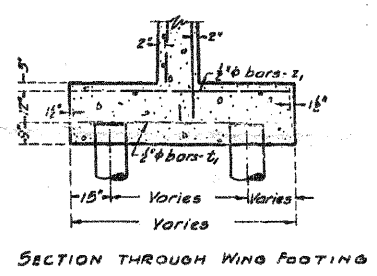
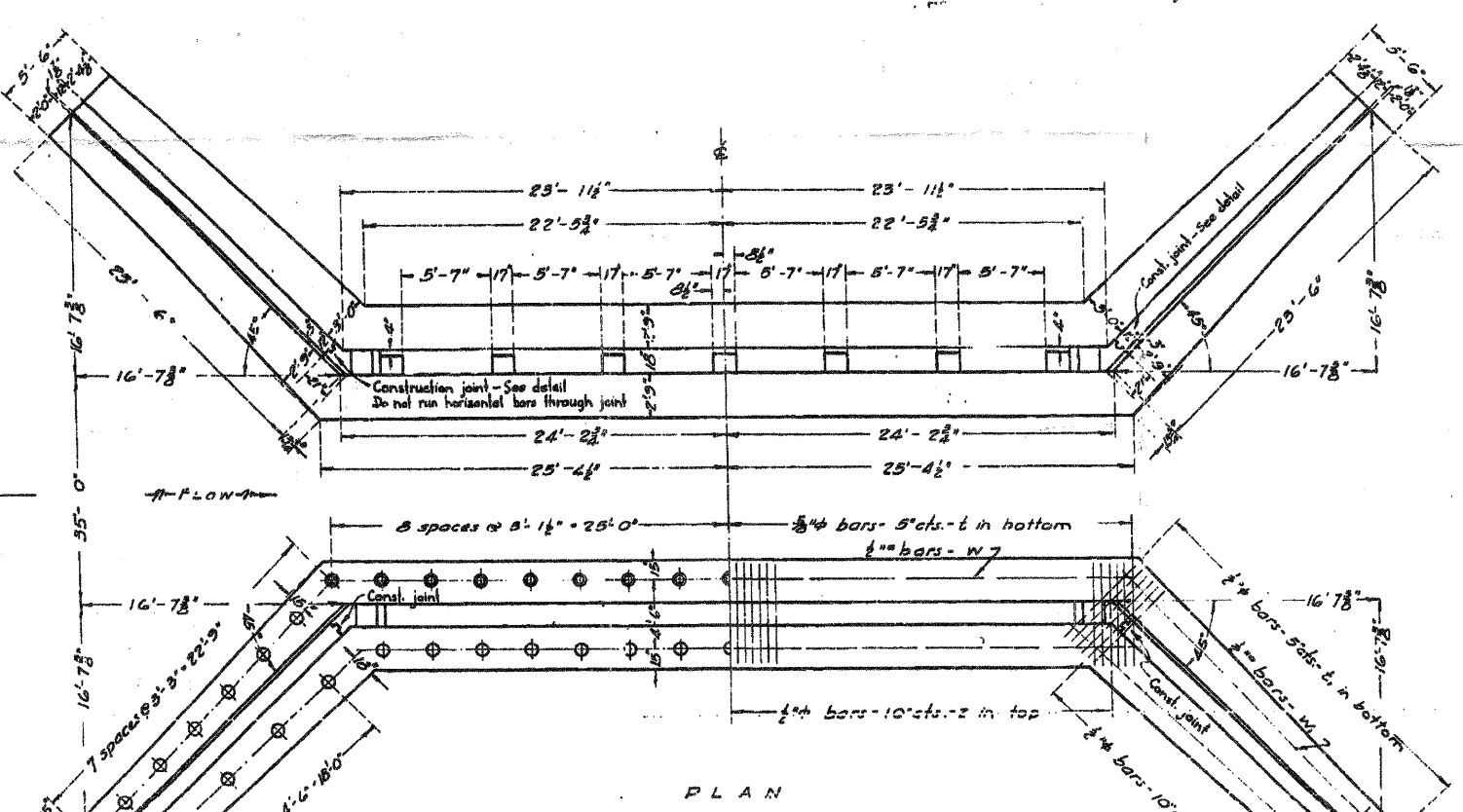
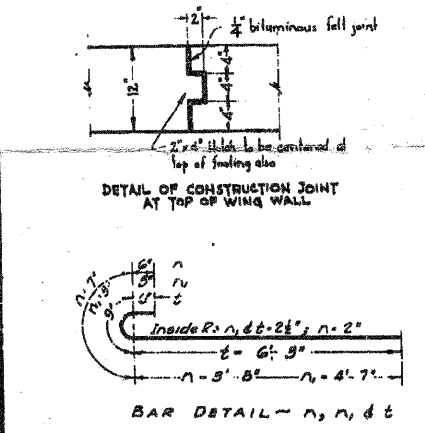
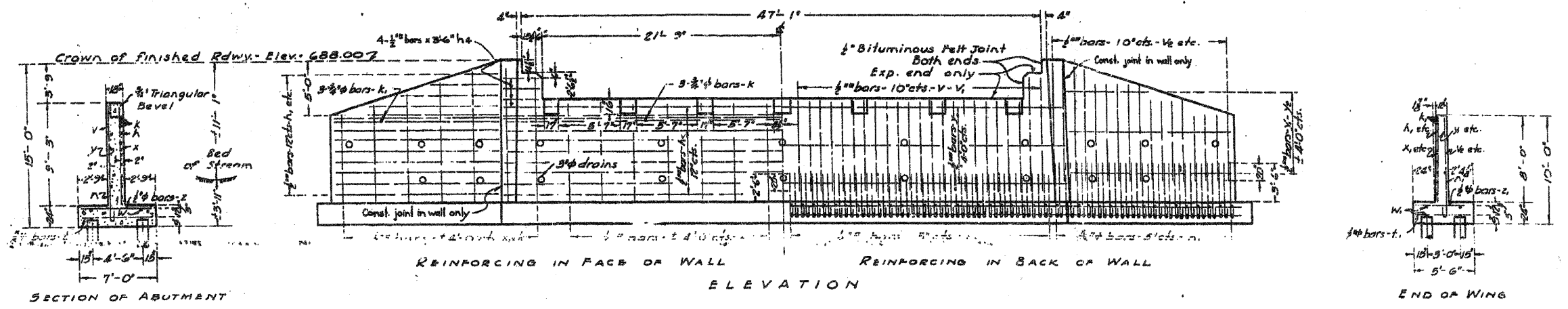


Sta. 706+10 Elev. 684.15

STATE OF ILLINOIS
DEPARTMENT OF PUBLIC WORKS & BUILDINGS
DIVISION OF HIGHWAYS

PROJECT NO.	SEC.	COUNTY	TOTAL SHEETS	SHEET NO.
53	533-X	DuPage	27	27
SHEETS				



BILL OF MATERIAL

BAR	NO	SIZE	LENGTH
V	102	1/2"	8'-3"
V1	8	"	10'-6"
V2	12	"	10'-9"
V3	28	"	9'-0"
V4	32	"	8'-0"
V5	20	"	7'-0"
V6	16	"	6'-0"
X	20	1/2"	9'-0"
X1	16	"	11'-6"
X2	8	"	9'-6"
X3	4	"	8'-0"
A	36	1/2"	26'-9"
A1	32	"	21'-6"
A2	8	"	18'-0"
A3	8	"	10'-0"
K	12	3/8"	27'-3"
Y	12	1/2"	21'-6"
Y1	8	"	21'-6"
Y2	4	"	12'-0"
K1	12	3/8"	21'-6"
N	228	1/2"	4'-9"
N1	220	3/8"	3'-9"
C	244	"	7'-6"
Z	116	1/2"	6'-9"
Z1	236	"	5'-9"
Z2	108	"	5'-3"
W	16	1/2"	20'-6"
W1	16	"	24'-9"
H4	16	"	3'-6"

Class X Conc. - C. I. Yds. 1829
Reinforcing Steel Lbs. 11,520
Test Pile Ea. 1
Untreated Piling - Lb. 220

○ Denotes 10 ton untr. piling.
78 Required.
● Denotes 15 ton untr. piling.
34 Required.
Contractor shall drive one test pile as directed by the Engineer before ordering piling.

Note:
Class X concrete shall be used throughout.
All reinforcing steel shall be wired securely in place before concrete is poured.

COMPUTED	M. J. BRICKNER, JR.	EXAMINED	9-14 1934
STANDARD CHECKED	J. N. DUYERNE	DRAWN	H. J. B. JR.
CHECKED	J. N. DUYERNE	PASSED	[Signature]
SPECIAL ASSEMBLED	[Signature]	APPROVED	[Signature]
CHECKED	[Signature]		

FOR INFORMATION ONLY

EAST BRANCH OF DUPAGE RIVER
S. B. I. RTE 53 - SEC. 533 X
DUPAGE COUNTY
STA. 705+88



FILE NAME = P:\2002\022015\00A\Cadd\Structure\10222015\60B95-606-EXPBR-2.dwg