


See Intersection Staging Sheets



W20-1(O)-48 W20-5(O)-48 W4-2L(O)-48 Arrow Board
To be placed as directed by the Engineer

GENERAL NOTES

Monodirectional Barrier Wall markers shall be placed at 25' centers. Markers on the right shall be crystal and on the left shall be amber. See Standards 704001.







All existing pavement markings which conflict with the revised traffic pattern shall be removed.

All signs shall be post mounted.

Yellow pavement marking tape to be used on the left edge and white on the right edge of the driving lanes.

Flashing lights shall be installed above the first two signs of a series in advance of the work area during hours of darkness.

Signs mounted in the median may be omitted when the median is less than 10 feet wide.

-  Work Area
-  Temporary Concrete Barrier
-  Impact Attenuator TL3
Design Speed 45 mph
-  Drum with steady burning monodirectional lights and Type III pavement marking tape.
-  18" x 18" minimum Orange Flag
-  Arrow Board

STAGE I

FILE NAME = S:\GEN\DRIFT\STD&PLNS\Squad1\68092 Ar	USER NAME = loyedm	DESIGNED -	REVISED -	STATE OF ILLINOIS DEPARTMENT OF TRANSPORTATION	TRAFFIC CONTROL AND PROTECTION (SPECIAL)			F.A.U. RTE.	SECTION	COUNTY	TOTAL SHEETS	SHEET NO.
	Report Road\plan01.dgn	DRAWN -	REVISED -					6578	(1-R)RS (1-VC)BR	Peoria	142	38
	PLOT SCALE = 1/8" = 1' / IN.	CHECKED -	REVISED -					CONTRACT NO. 68092				
	PLOT DATE = 10/17/2008	DATE -	REVISED -					SCALE:	SHEET NO.	OF	SHEETS	STA.