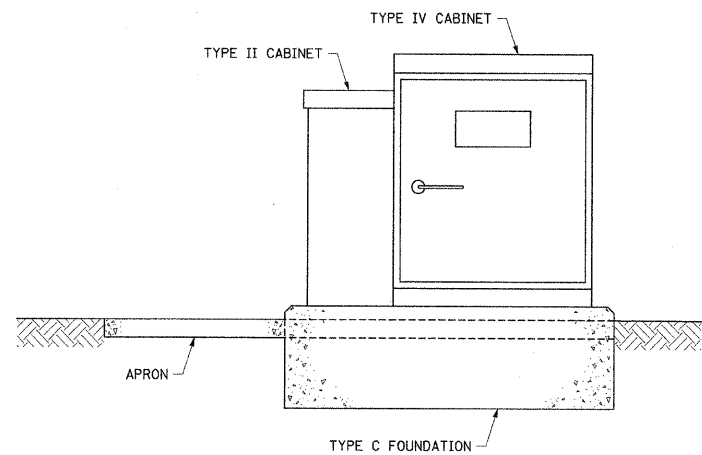
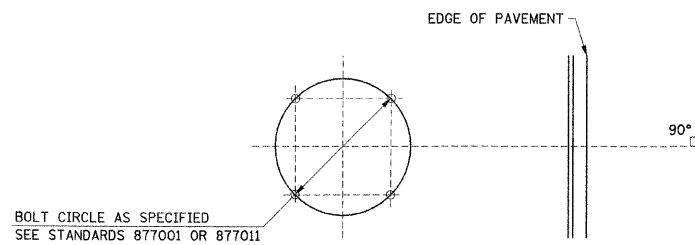


F.A.P. RTE.	SECTION	COUNTY	TOTAL SHEETS	SHEET NO.
807	00-00374-01-PV	CHAMPAIGN	242	135
STA.		TO STA.		
ILLINOIS F.A. PROJ. NO. RS-HPP-1805(00)				
CONTRACT NO. 91368				

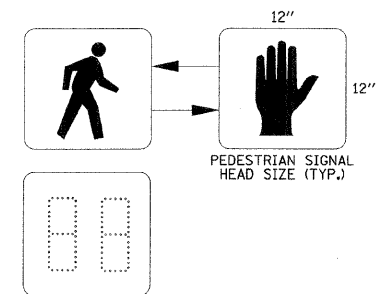


UPS BATTERY CABINET MOUNTING DETAIL

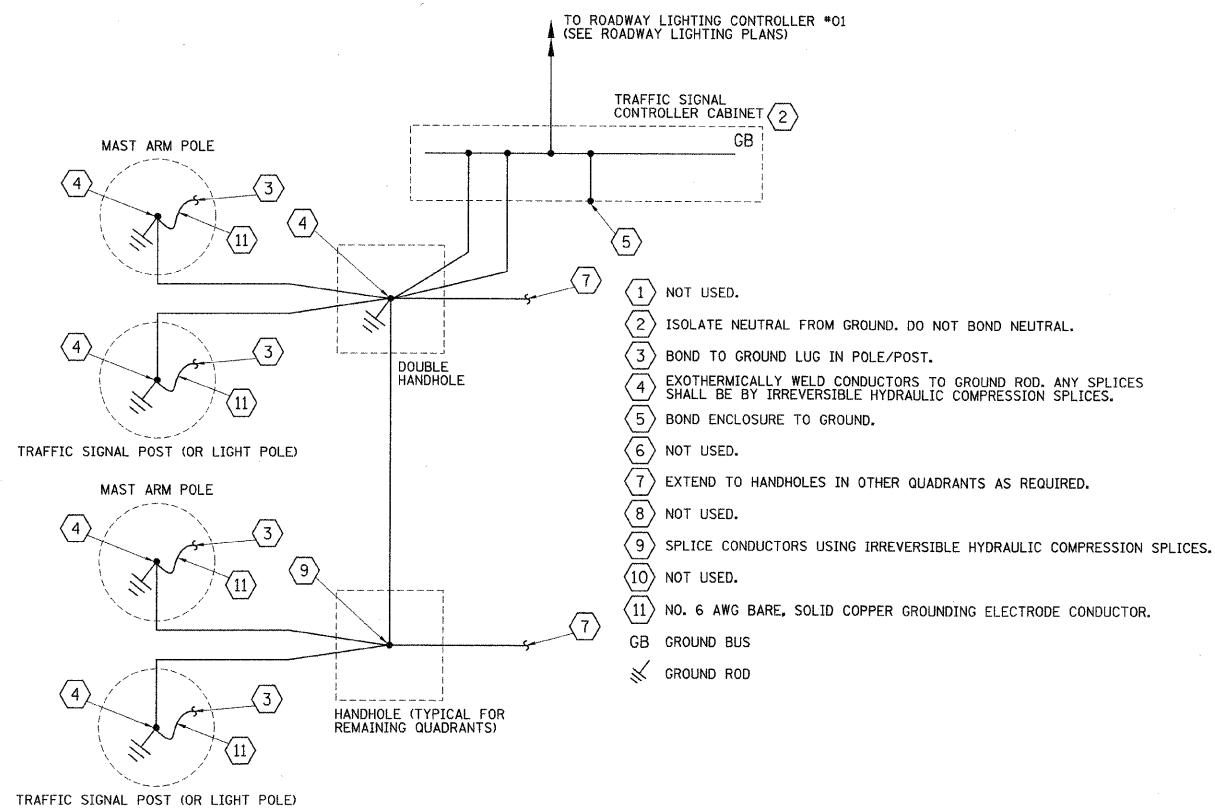


MAST ARM FOUNDATION BOLT PATTERN DETAIL

ORIENTATION OF ANCHOR BOLTS TO BE FIELD VERIFIED

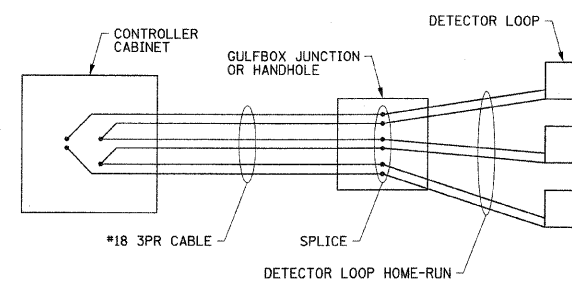


PEDESTRIAN COUNTDOWN SIGNAL DISPLAY DETAILS



TRAFFIC SIGNAL GROUNDING DIAGRAM

ALL WIRES SHALL BE NO. 6 AWG STRANDED COPPER CONDUCTORS WITH XLP INSULATION UNLESS OTHERWISE INDICATED. THE INSULATION COLOR SHALL BE GREEN.



DETECTOR LOOP WIRING DETAIL

WIRED IN SERIES WITH MULTI-PAIR CABLE



MUTCD R10-4B

FOR PLACEMENT OF PEDESTRIAN PUSH-BUTTON SIGNS, REFER TO THE TRAFFIC SIGNAL GENERAL NOTES.

PEDESTRIAN PUSH-BUTTON SIGN DETAILS

ILLINOIS DEPARTMENT OF TRANSPORTATION
 CURTIS ROAD & PROSPECT AVENUE
 TRAFFIC SIGNAL PLANS
 TRAFFIC SIGNAL DETAILS

DATE : 10-08
 DRAWN BY : J.A.J.
 CHECKED BY : R.L.H.

SCALE : NONE