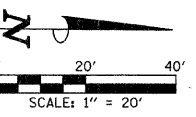


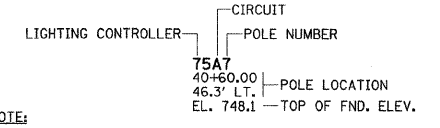
F.A.P. RTE.	SECTION	COUNTY	TOTAL SHEETS	SHEET NO.
807	00-00374-01-PV	CHAMPAIGN	242	145
STA. 487+00.00		TO STA. 499+00.00		
ILLINOIS F.A. PROJ. NO. RS-HPP-1805(00D)				
CONTRACT NO. 91368				



ROADWAY LIGHTING LEGEND

- ☐ PROPOSED TRAFFIC SIGNAL HANDHOLE. (SEE TRAFFIC SIGNAL PLANS FOR LOCATION)
- ☐ PROPOSED 250W HPS LUMINAIRE, WITH M-C-III DISTRIBUTION, WITH 15' TRUSS ARM MOUNTED ON 40' TRAFFIC SIGNAL MAST ARM POLE. TRUSS ARM ORIENTATION SHALL BE AS INDICATED ON PLANS. TRUSS ARM, POLE, POLE FOUNDATION, AND INTERNALLY ILLUMINATED STREET NAME SIGN TO BE PROVIDED AND INSTALLED AS PART OF THE TRAFFIC SIGNAL INSTALLATION. COORDINATE LUMINAIRE INSTALLATION AND SIGN WIRING WITH POLE AND SIGNAL INSTALLATION.
- ☐ PROPOSED TRAFFIC SIGNAL CONTROLLER CABINET.
- ☒ PROPOSED LIGHTING CONTROLLER (X INDICATES CONTROLLER *).
- PROPOSED 250W HPS LUMINAIRE, WITH M-C-III DISTRIBUTION, WITH 8' TRUSS ARM MOUNTED ON 40' POLE, WITH AUGERED STEEL FOUNDATION.
- PROPOSED 250W HPS LUMINAIRE, WITH M-C-III DISTRIBUTION, WITH 8' TRUSS ARM MOUNTED ON 40' POLE, WITH CONCRETE FOUNDATION. (SEE NOTE 13)
- ☐ PROPOSED JUNCTION BOX, SPECIAL. ALL JUNCTION BOXES SHALL BE 12"W x 12"L x 12"D UNLESS OTHERWISE NOTED.
- PROPOSED PVC CONDUIT (SCH. 80), AUGERED. SEE CONDUIT/CABLE SCHEDULE FOR QUANTITIES. (SEE NOTE 14)
- - - PROPOSED PVC CONDUIT (SCH. 40) IN TRENCH. SEE CONDUIT/CABLE SCHEDULE FOR QUANTITIES

CIRCUIT DESIGNATION SCHEME



NOTE:
 PROVIDE PERMANENT STICKER ON EACH LIGHT POLE INDICATING THE LIGHTING CONTROLLER, CIRCUIT AND POLE NUMBER.

CONDUIT/CABLE SCHEDULE

- ① (2) 3" PVC SERVICE LATERAL CONDUITS, ONE WITH 3-#1 AND ONE SPARE. SERVICE LATERAL CONDUITS ABOVE GRADE SHALL BE RIGID GALVANIZED STEEL. ALL ELBOWS SHALL BE LONG RADIUS TYPE, RIGID GALVANIZED STEEL. SERVICE LATERAL CONDUITS SHALL COMPLY WITH ALL AMEREN IP REQUIREMENTS.
- ② (1) 1 1/4" PVC CONDUIT WITH 2-#10, 1-#10 GND.
- ③ (1) 2" PVC CONDUIT WITH 2-#8, 1-#8 GND.
- ④ (1) 2" PVC CONDUIT WITH 4-#8, 1-#8 GND.
- ⑤ (1) 2" PVC CONDUIT WITH 2-#6, 1-#6 GND.
- ⑥ (1) 2" PVC CONDUIT WITH 4-#6, 1-#6 GND.

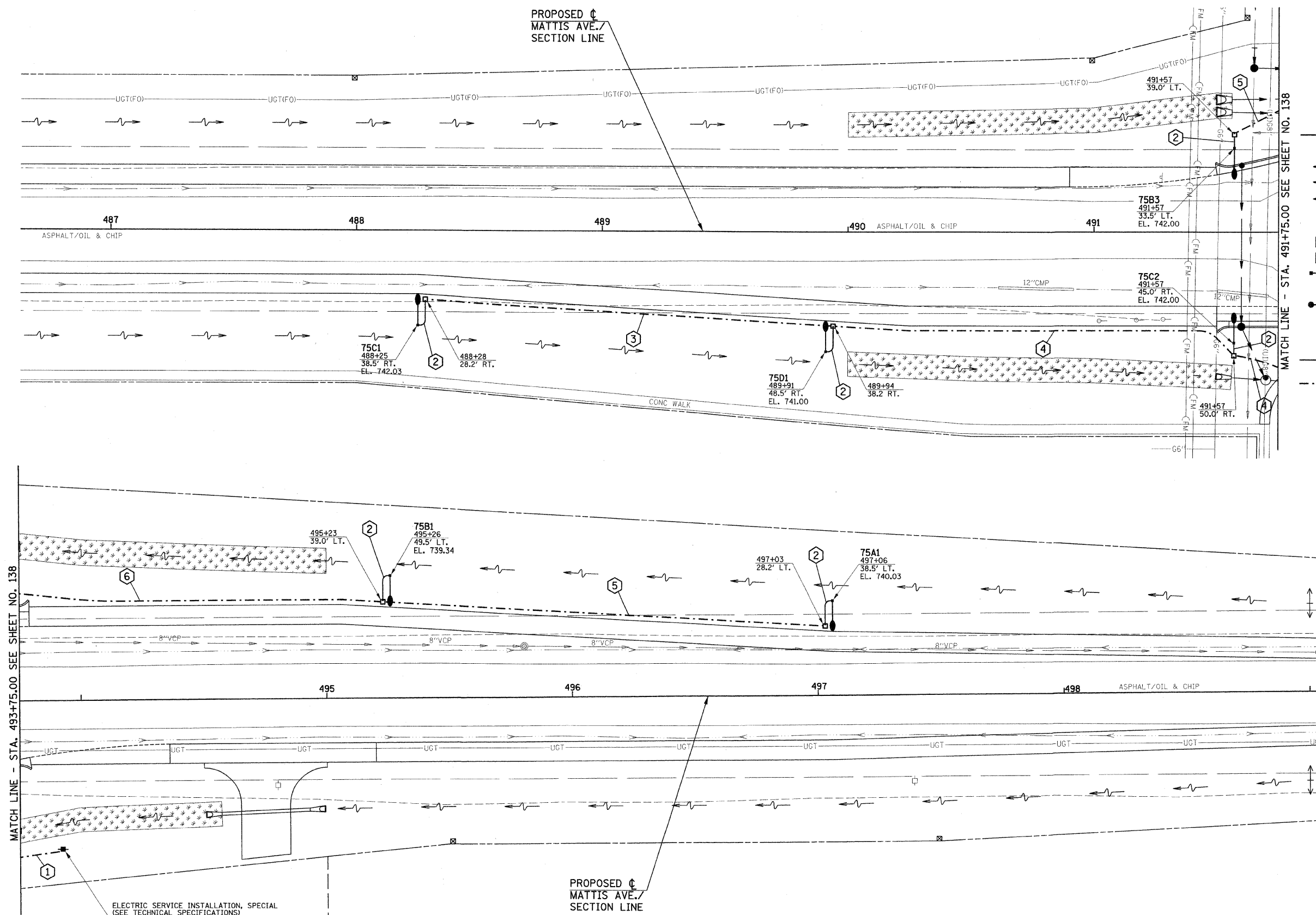
ILLINOIS DEPARTMENT OF TRANSPORTATION

**MATTIS AVENUE
 ROADWAY LIGHTING PLANS**

DATE : 10-08
 DRAWN BY : JRM/JAJ
 CHECKED BY : JUF

SCALE : 1"=20'

SHEET 145 OF 242 SHEETS C01401



ELECTRIC SERVICE INSTALLATION, SPECIAL
 (SEE TECHNICAL SPECIFICATIONS)
 THE POWER POLE AND ITS EXACT LOCATION
 WILL BE PROVIDED BY AMERENIP DURING
 CONSTRUCTION.