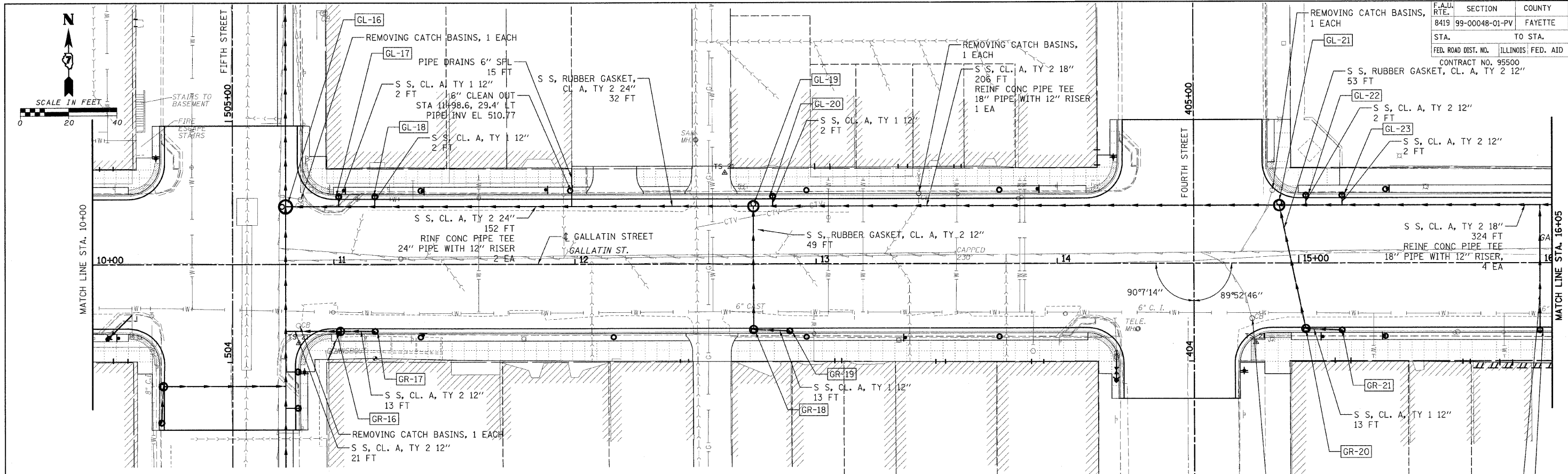
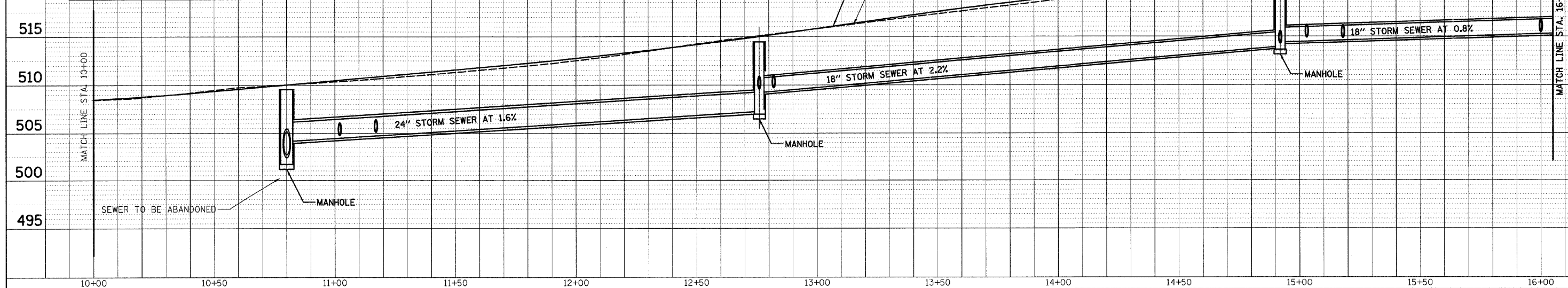
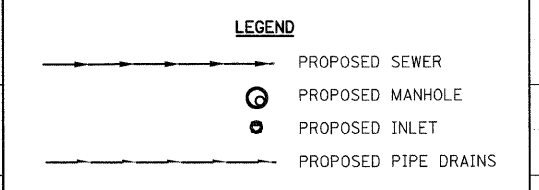


F.A.U. RTE.	SECTION	COUNTY	TOTAL SHEETS	SHEET NO.
8419	99-00048-01-PV	FAYETTE	98	36
STA.	TO STA.			
FED. ROAD DIST. NO.	ILLINOIS FED. AID PROJECT			
CONTRACT NO. 95500				



NO.	STATION	OFFSET	DESCRIPTION	LID/GRATE ELEV.	PIPE INVERT ELEV.			
					NORTH	SOUTH	EAST	WEST
GL-16	10+80	23.75' LT.	RESTRICTED DEPTH MANHOLE, 5'-DIAMETER, TYPE 1 FRAME AND CLOSED LID	509.18	502.67	502.67	504.17	
GL-17	11+02	27.83' LT.	INLETS, TYPE A, TYPE 3V FRAME AND GRATE	509.45	505.43	505.43		
GR-16	11+02	27.83' RT.	RESTRICTED DEPTH INLET TYPE B, TYPE 3V FRAME AND GRATE	510.34	506.17	506.17	504.67	
GL-18	11+17	27.83' LT.	INLETS, TYPE A, TYPE 3V FRAME AND GRATE	509.83	505.77			
GR-17	11+17	27.83' RT.	INLETS, TYPE A, TYPE 3V FRAME AND GRATE	510.63			506.88	
GL-19	12+74	23.75' LT.	RESTRICTED DEPTH MANHOLE, 4'-DIAMETER, TYPE 1 FRAME AND CLOSED LID	514.07		509.20	509.20	507.21
GR-18	12+74	27.83' RT.	RESTRICTED DEPTH INLET TYPE B, TYPE 3V FRAME AND GRATE	514.76	511.27	511.27	511.27	
GL-20	12+82	27.83' LT.	INLETS, TYPE A, TYPE 3V FRAME AND GRATE	514.15		510.36		
GR-19	12+89	27.83' RT.	INLETS, TYPE A, TYPE 3V FRAME AND GRATE	515.26				511.72
GL-21	14+92	23.75' LT.	MANHOLES, TYPE A, 4'-DIAMETER, TYPE 1 FRAME, CLOSED LID	520.53		514.40	514.40	513.90
GR-20	15+03	27.83' RT.	RESTRICTED DEPTH INLET TYPE B, TYPE 3V FRAME AND GRATE	521.10	517.86		517.86	
GL-22	15+03	27.83' LT.	INLETS, TYPE B, TYPE 3V FRAME AND GRATE	520.59		515.30		
GR-21	15+18	27.83' RT.	INLETS, TYPE A, TYPE 3V FRAME AND GRATE	521.35				518.03
GL-23	15+18	27.83' LT.	INLETS, TYPE B, TYPE 3V FRAME AND GRATE	520.79		515.24		
GR-22	16+00	27.83' RT.	INLETS, TYPE A, TYPE 3V FRAME AND GRATE	522.69	518.89			

ABBREVIATIONS
 PIPE DRAINS X" SPL = PIPE DRAINS X" (SPECIAL)
 PIPE UNDERDRAINS X" SPL = PIPE UNDERDRAINS X" (SPECIAL)
 S S CL A, TY 1 = STORM SEWERS CLASS A, TYPE 1
 S S CL A, TY 2 = STORM SEWERS CLASS A, TYPE 2
 S S, RUBBER GASKET, CL A, TY 1 = STORM SEWERS, RUBBER GASKET, CLASS A, TYPE 1
 S S, RUBBER GASKET, CL A, TY 2 = STORM SEWERS, RUBBER GASKET, CLASS A, TYPE 2



PLAN
 SURVEYED BY: _____
 PLOTTED BY: _____
 NOTE BOOK NO.: _____
 DATE: _____

PROFILE
 SURVEYED BY: _____
 PLOTTED BY: _____
 NOTE BOOK NO.: _____
 DATE: _____

CADD FILE: H:\4812\08\03\gn\0368s_g01\atn_03.dgn
 PLOTTED: 11/3/2008