PANEL SIGN DESIGN TYPE 1

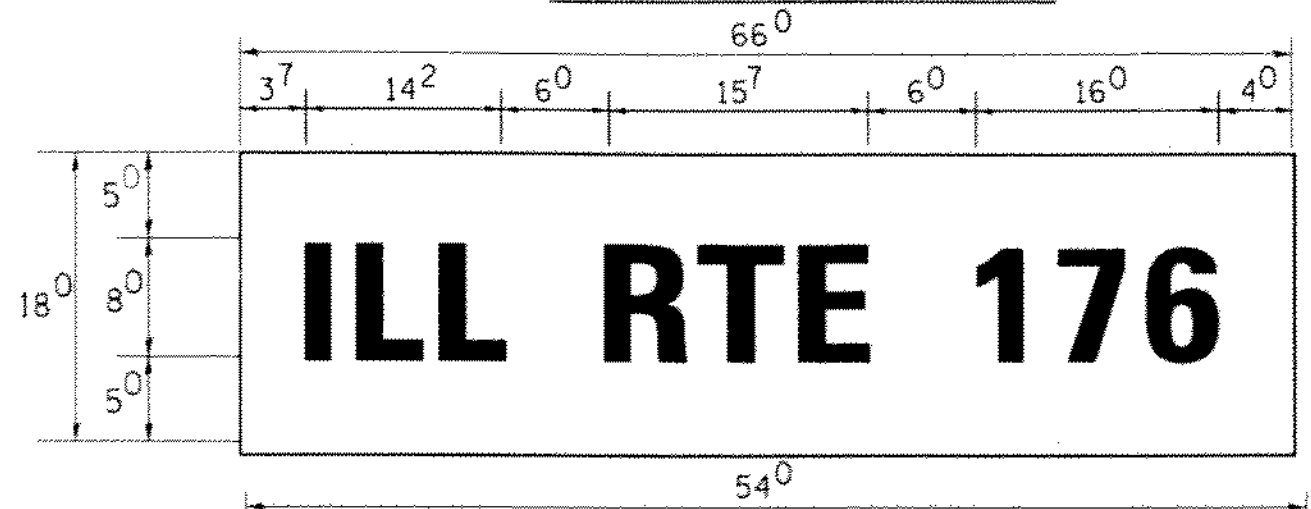

___ Sq. M. each

8.25 Sq. Ft. each

1 Required

Design Series **D**

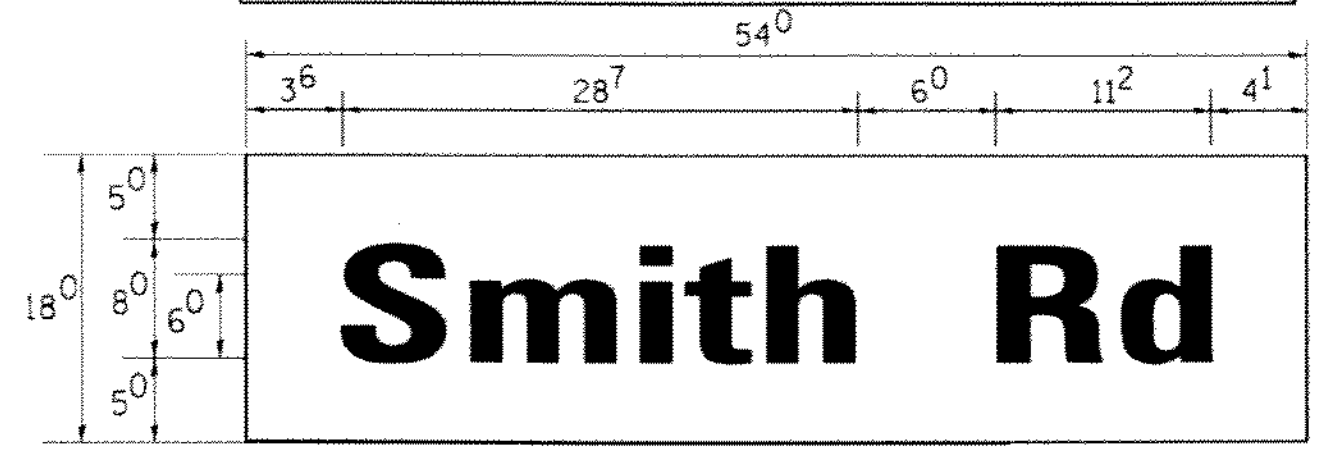

___ Sq. M. each

6.75 Sq. Ft. each

2 Required

Design Series **D**

NOTE: SIGN DIMENSIONS ARE IN ENGLISH UNITS

PANEL SIGN DESIGN TYPE 2



___ Sq. M. each

___ Sq. Ft. each

___ Required

Design Series ___

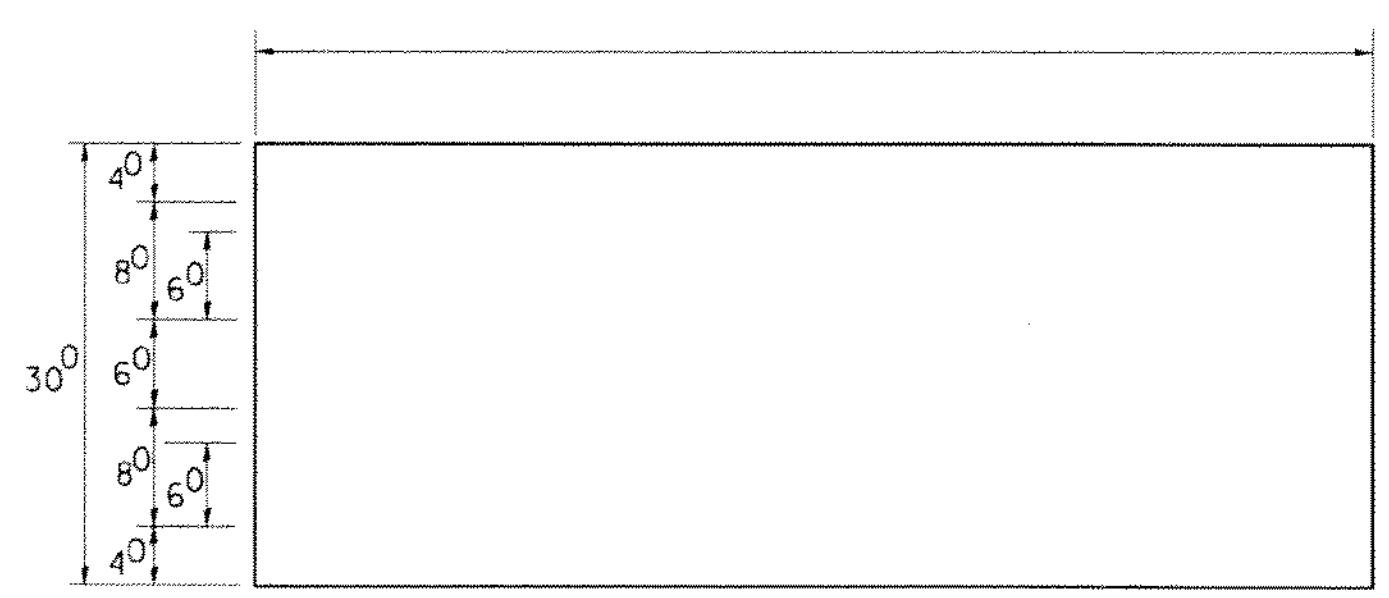

___ Sq. M. each

___ Sq. Ft. each

___ Required

Design Series ___

SUPPORTING CHANNELS

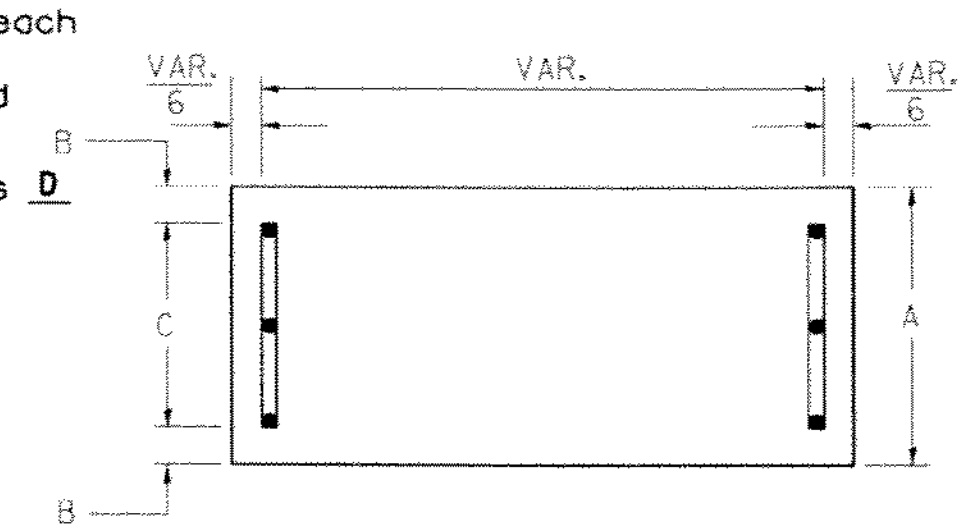

A	B	C
18″	2″	14″

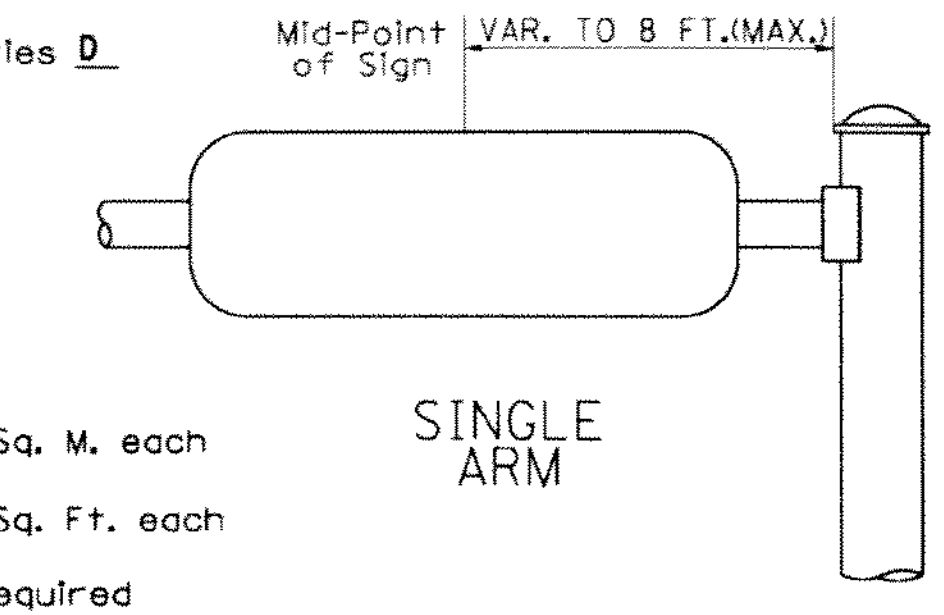

SUPPORTING CHANNELS

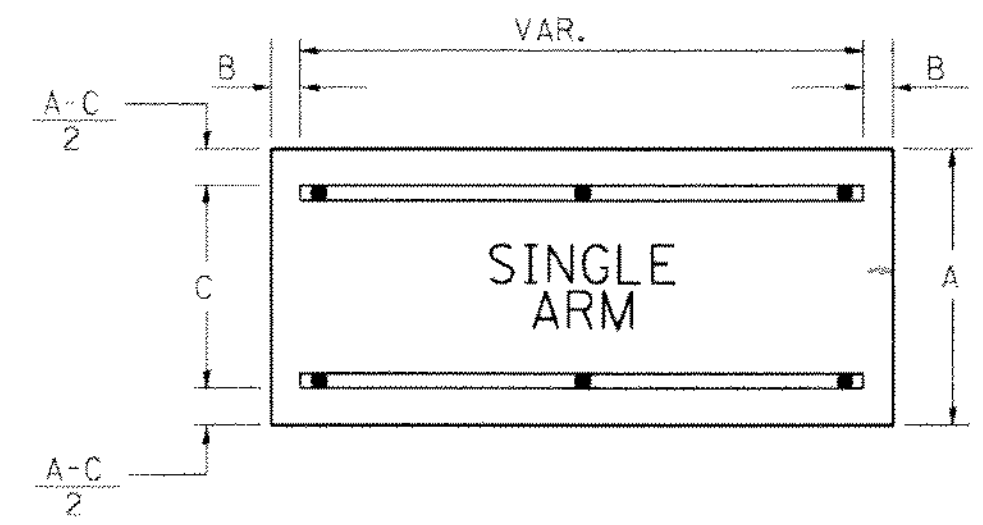

A	B	C
18″	2″	12″
30″	2″	22″

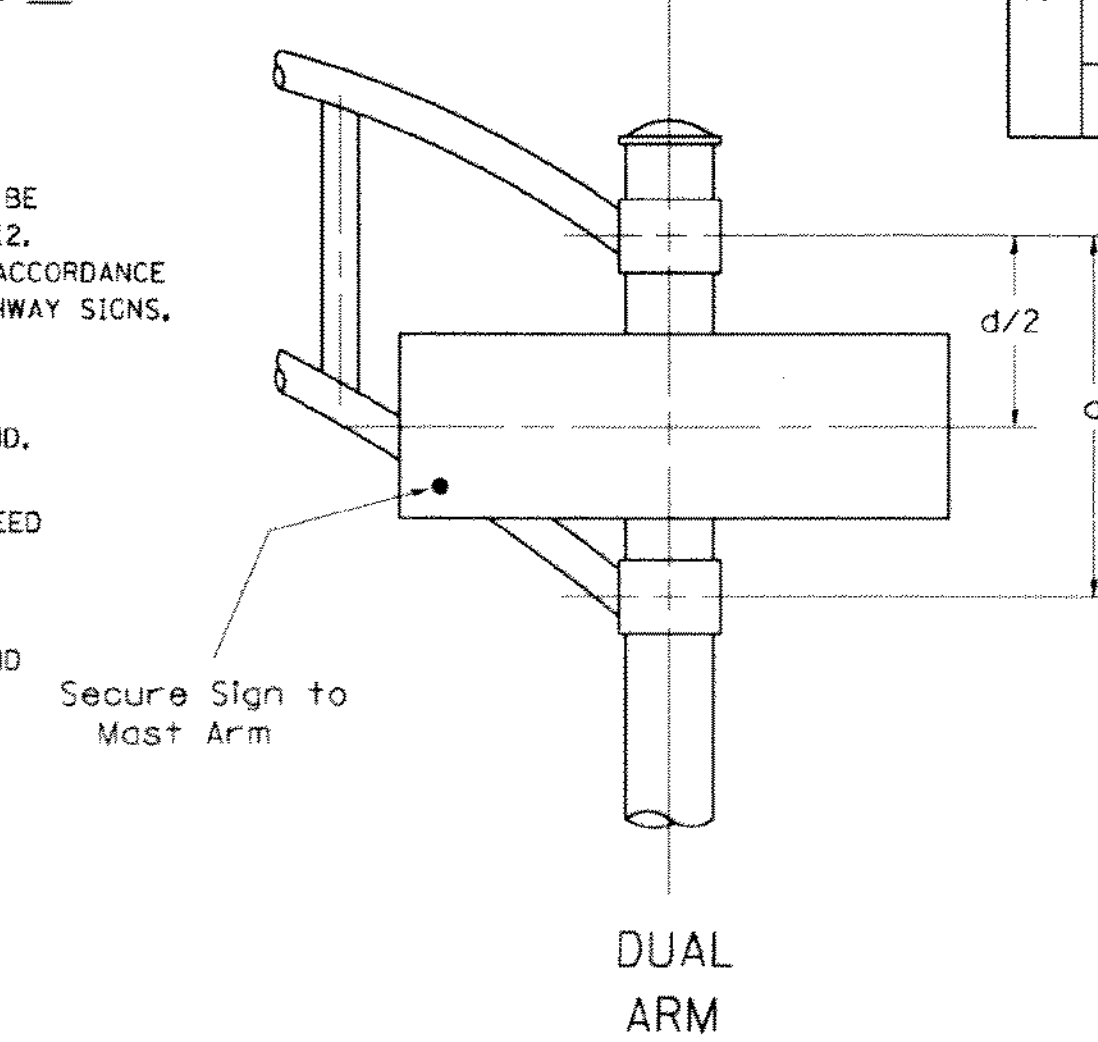

SIGNFIX ALUMINUM CHANNEL FRAMING SYSTEM
shall be used. See Note #5.

Upper Case To Lower Case
Spacing Chart 8-6 Inch Series "C & D"

FIRST LETTER	SECOND LETTER: a c d e g o q		b h i k l m n p r u		f w		j		s t		v y		x		z	
SERIES	C	D	C	D	C	D	C	D	C	D	C	D	C	D	C	D
A W X	1^2	1^4	1^4	1^5	1^2	1^4	0^6	1^0	1^1	1^4	0^6	1^0	1^1	1^2	1^2	1^4
B	1^4	1^5	2^0	2^1	1^4	1^5	1^1	1^2	1^4	1^5	1^2	1^4	1^2	1^4	1^6	1^7
C E G	1^4	1^5	2^0	2^1	1^2	1^4	0^6	1^0	1^2	1^4	1^2	1^4	1^4	1^5	1^4	1^5
D O Q R	1^4	1^5	2^0	2^1	1^4	1^5	0^6	1^0	1^2	1^4	1^2	1^4	1^4	1^5	1^4	1^5
F	0^5	0^6	1^4	1^5	0^6	1^0	0^5	0^6	0^6	1^0	0^6	1^0	0^6	1^0	1^1	1^2
H I M N	2^0	2^1	2^2	2^4	2^0	2^1	1^4	1^5	1^6	1^7	1^6	1^7	2^0	2^1	2^0	2^1
J U	2^0	2^1	2^0	2^1	1^6	1^7	1^4	1^5	1^6	1^7	1^6	1^7	1^6	1^7	2^0	2^1
K L	1^1	1^2	1^6	1^7	1^1	1^2	0^5	0^6	1^1	1^2	1^1	1^2	1^1	1^2	1^2	1^4
P	1^2	1^4	1^4	1^5	1^2	1^4	0^5	0^6	1^1	1^2	1^1	1^2	1^2	1^4	1^2	1^4
S	1^2	1^4	1^6	1^7	1^2	1^4	0^6	1^0	1^2	1^4	1^2	1^4	1^2	1^4	1^2	1^4
T	1^1	1^2	1^6	1^7	0^6	1^0	0^6	1^0	1^1	1^2	1^1	1^2	1^1	1^2	1^2	1^4
V	0^6	1^0	1^4	1^5	1^1	1^2	0^6	1^0	1^2	1^4	1^2	1^4	1^2	1^4	1^2	1^4
Y	0^5	0^6	1^4	1^5	0^6	1^0	0^5	0^6	0^5	0^7	0^5	0^6	0^6	1^0	1^1	1^2
Z	1^6	1^7	2^2	2^4	1^6	1^7	1^2	1^4	1^6	1^7	1^6	1^7	1^6	1^7	2^0	2^1

Lower Case To Lower Case
Spacing Chart 6 Inch Series "C & D"

FIRST LETTER	SECOND LETTER: a c d e g o q		b h i k l m n p r u		f w		j		s t		v y		x		z	
SERIES	C	D	C	D	C	D	C	D	C	D	C	D	C	D	C	D
a d h g i j l m n q u	1^6	1^7	2^2	2^4	1^6	1^7	1^2	1^4	1^4	1^5	1^4	1^5	1^6	1^7	1^6	1^7
b f k o p s	1^2	1^4	1^6	1^7	1^1	1^2	0^5	0^6	1^1	1^2	1^1	1^2	1^2	1^4	1^2	1^4
c e	1^2	1^4	1^6	1^7	1^2	1^4	0^6	1^0	1^2	1^4	1^2	1^4	1^2	1^4	1^2	1^4
r	0^6	1^0	1^2	1^4	0^6	1^0	0^3	0^3	0^5	0^6	0^5	0^6	0^6	1^0	0^6	1^0
t z	1^2	1^4	1^6	1^7	1^2	1^4	0^6	1^0	1^1	1^2	1^1	1^2	1^2	1^4	1^2	1^4
v y	1^1	1^2	1^4	1^5	1^1	1^2	0^5	0^6	0^6	1^0	0^6	1^0	1^1	1^2	1^1	1^2
w	1^1	1^2	1^4	1^5	1^1	1^2	0^5	0^6	1^1	1^2	1^1	1^2	1^1	1^2	1^2	1^4
x	1^2	1^4	1^6	1^7	1^1	1^2	0^5	0^6	1^1	1^2	1^1	1^2	1^1	1^2	1^2	1^4

Number To Number
Spacing Chart 8 Inch Series "C & D"

FIRST NUMBER	SECOND NUMBER: 0		1		2		3		4		5		6		7		8		9	
SERIES	C	D	C	D	C	D	C	D	C	D	C	D	C	D	C	D	C	D	C	D
0 9	1^6	1^7	1^6	1^7	1^4	1^5	1^2	1^4	1^4	1^5	1^4	1^5	1^6	1^7	1^2	1^4	1^6	1^7	1^6	1^7
1	2^0	2^1	2^0	2^1	2^0	2^1	1^6	1^7	1^4	1^5	2^0	2^1	2^0	2^1	1^4	1^5	2^0	2^1	2^0	2^1
2 3 4	1^4	1^5	1^4	1^5	1^4	1^5	1^2	1^4	1^2	1^4	1^4	1^5	1^4	1^5	1^1	1^2	1^6	1^7	1^4	1^5
5	1^4	1^5	1^4	1^5	1^4	1^5	1^1	1^2	1^1	1^2	1^4	1^5	1^4	1^5	1^1	1^2	1^4	1^5	1^4	1^5
6	1^6	1^7	1^4	1^5	1^4	1^5	1^2	1^5	1^2	1^4	1^4	1^5	1^4	1^5	1^1	1^2	1^4	1^5	1^4	1^5
7	1^2	1^4	1^2	1^4	1^4	1^5	1^2	1^5	0^5	0^6	1^2	1^4	1^4	1^5	1^1	1^2	1^4	1^5	1^2	1^4
8	1^6	1^7	1^6	1^7	1^4	1^5	1^2	1^5	1^2	1^4	1^4	1^5	1^6	1^7	1^2	1^4	1^6	1^7	1^4	1^5

EXAMPLE, 2③ — DENOTES 3″/8

UPPER AND LOWER CASE
LETTER WIDTHS

LETTERS	6 INCH UPPER CASE LETTERS SERIES C	6 INCH UPPER CASE LETTERS SERIES D	8 INCH UPPER CASE LETTERS SERIES C	8 INCH UPPER CASE LETTERS SERIES D	LETTERS	6 INCH LOWER CASE LETTERS SERIES C	6 INCH LOWER CASE LETTERS SERIES D
A	3^6	5^0	5^0	6^5	a	3^5	4^2
B	3^2	4^0	4^3	5^3	b	3^5	4^2
C	3^2	4^0	4^3	5^3	c	3^5	4^1
D	3^2	4^0	4^3	5^3	d	3^5	4^2
E	3^0	3^5	4^0	4^7	e	3^5	4^2
F	3^0	3^5	4^0	4^7	f	2^3	2^6
G	3^2	4^0	4^3	5^3	g	3^5	4^2
H	3^2	4^0	4^3	5^3	h	3^5	4^2
I	0^7	0^7	1^1	1^2	i	1^1	1^1
J	3^0	3^6	4^0	5^0	j	2^0	2^2
K	3^2	4^1	4^3	5^4	k	3^5	4^2
L	3^0	3^5	4^0	4^7	l	1^1	1^1
M	3^7	4^5	5^1	6^1	m	6^0	7^0
N	3^2	4^0	4^3	5^3	n	3^5	4^2
O	3^4	4^2	4^5	5^5	o	3^6	4^3
P	3^2	4^0	4^3	5^3	p	3^5	4^2
Q	3^4	4^2	4^5	5^5	q	3^5	4^2
R	3^2	4^0	4^3	5^3	r	2^6	3^2
S	3^2	4^0	4^3	5^3	s	3^6	4^2
T	3^0	3^5	4^0	4^7	t	2^7	3^2
U	3^2	4^0	4^3	5^3	u	3^5	4^2
V	3^5	4^4	4^7	6^0	v	4^2	4^7
W	4^4	5^2	6^0	7^0	w	5^5	6^4
X	3^4	4^0	4^5	5^3	x	4^4	5^1
Y	3^6	5^0	5^0	6^6	y	4^6	5^3
Z	3^2	4^0	4^3	5^3	z	3^6	4^3

NUMBER	6 INCH SERIES C	6 INCH SERIES D	8 INCH SERIES C	8 INCH SERIES D
1	1^2	1^4	1^5	2^0
2	3^2	4^0	4^3	5^3
3	3^2	4^0	4^3	5^3
4	3^5	4^3	4^7	5^7
5	3^2	4^0	4^3	5^3
6	3^2	4^0	4^3	5^3
7	3^2	4^0	4^3	5^3
8	3^2	4^0	4^3	5^3
9	3^2	4^0	4^3	5^3
0	3^4	4^2	4^5	5^5

GENERAL NOTES

1. WHERE MAST ARM MOUNTED STREET NAME SIGNS ARE SPECIFIED, THE MAST ARM ASSEMBLY AND POLES SHALL BE DESIGNED TO SUPPORT THE LOADINGS CALLED FOR ON STANDARDS 877001, 877002, 877006, 877011 AND 877012, AS APPLICABLE, PLUS TWO (2) SIGN PANELS 2′-6″ x 8′-0″ MOUNTED AS SHOWN. THE DESIGN SHALL BE IN ACCORDANCE WITH THE REQUIREMENTS OF THE CURRENT "STANDARD SPECIFICATIONS FOR STRUCTURAL SUPPORTS FOR HIGHWAY SIGNS, LUMINAIRES, AND TRAFFIC SIGNALS" AS PUBLISHED BY THE AMERICAN ASSOCIATION OF STATE HIGHWAY AND TRANSPORTATION OFFICIALS FOR 80 M.P.H. WIND VELOCITY.
2. ALL SIGNS SHALL HAVE A WHITE REFLECTORIZED LEGEND AND BORDER ON A GREEN REFLECTORIZED BACKGROUND, TYPE A SHEETING.
3. THE SIGN LENGTH SHOULD BE INCREASED IN 6-INCH INCREMENTS, BUT THE OVERALL LENGTH SHOULD NOT EXCEED 8′-0″.
4. ALL BORDERS SHALL BE 3/4″ WIDE AND CORNER RADIUS SHALL BE 2-1/4 ″.
5. SIGNFIX ALUMINUM CHANNEL FRAMING SYSTEM SHALL BE USED FOR ALL SIGNS ATTACHED TO SIGNAL POLES AND POSTS. LOCAL SUPPLIERS OF THE SIGNFIX ALUMINUM CHANNEL FRAMING SYSTEM ARE:

* J.O. HERBERT CO.
MIDLOTHIAN, VA.

* WESTERN REMAC INC.
WOODRIDGE, IL.

PARTS LISTING:

SIGN CHANNEL	PART #HPN053 (MED. CHANNEL)
SIGN SCREWS	1/4″ x 14 x 1″ H.W.H. #3 SELF TAPPING WITH NEOPRENE WASHER
BRACKETS	PART #HPN034 (UNIVERSAL) CHANNEL CLAMPS WITH STAINLESS STEEL STRAPPING

OTHER BRANDS OF MOUNTING HARDWARE ARE ACCEPTABLE, BASED UPON THE DEPARTMENT'S APPROVAL AND COMPATIBILITY WITH THE CHANNEL/BRACKET OF THE ABOVE PRODUCT.

FILE NAME : c:\pw_work\PWIDOT\KANTHAPHIXAYBC\d01126	USER NAME = kanthaphixaybc	DESIGNED - DAG./BCK.	REVISED - DAG-10/28/09
	4\traffic_legend.v7.dgn	DRAWN - BCK.	REVISED -
	PLOT SCALE = 20.0000 ' / IN.	CHECKED - DAG/DAD	REVISED -
	PLOT DATE = 10/6/2009	DATE - 03/15/09	REVISED -

STATE OF ILLINOIS
DEPARTMENT OF TRANSPORTATION

DISTRICT 1
MAST ARM MOUNTED STREET NAME SIGNS

SCALE: SHEET NO. OF SHEETS STA. TO STA.

F.A.P. RTE.	SECTION	COUNTY	TOTAL SHEETS	SHEET NO.
355	146 N-2	McHENRY	65	38
		CONTRACT NO. 60K20		

FED. ROAD DIST. NO. | ILLINOIS | FED. AID PROJECT