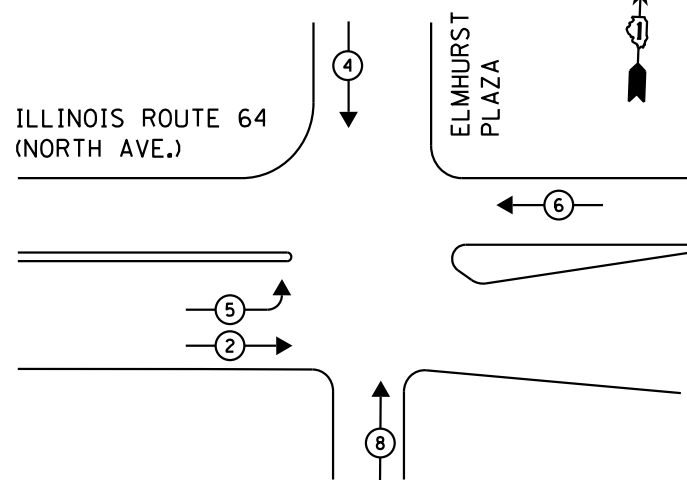


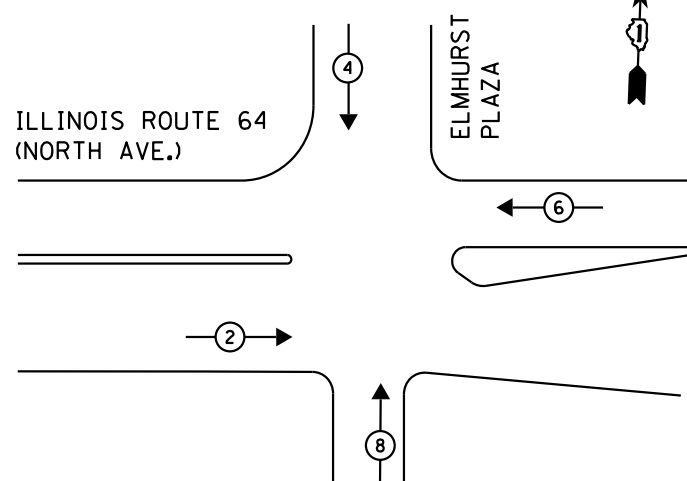
CONTROLLER SEQUENCE



**TEMPORARY PHASE DESIGNATION DIAGRAM
PRE-STAGE AND INTERIM**

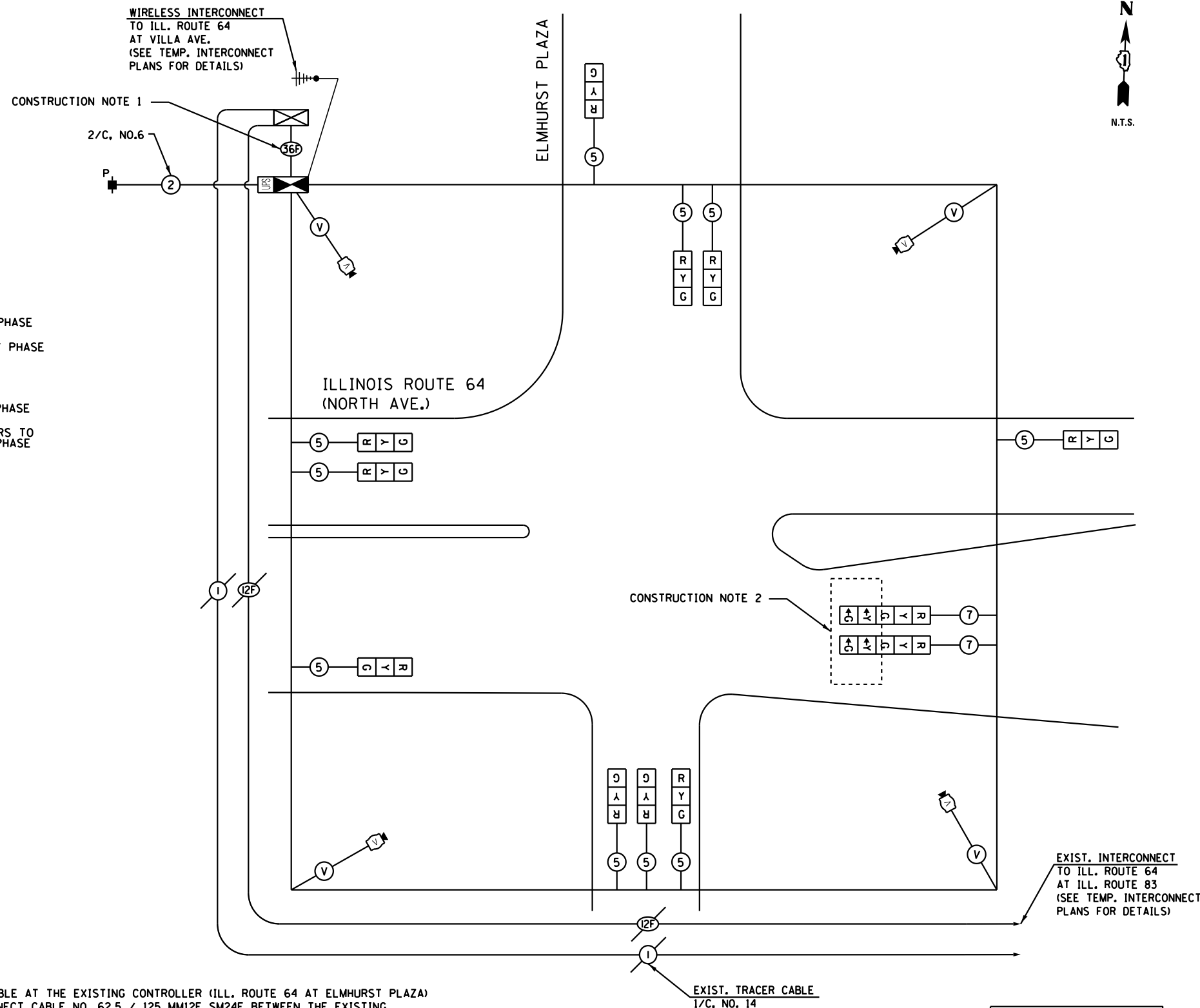
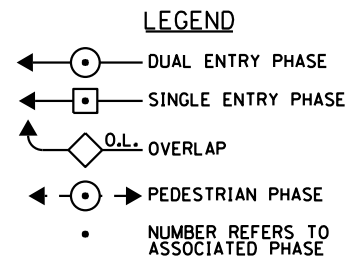
(NOT TO SCALE)

CONTROLLER SEQUENCE



**TEMPORARY PHASE DESIGNATION DIAGRAM
STAGES 1, 2, 3 AND 3A**

(NOT TO SCALE)



CONSTRUCTION NOTES:

- SPLICE EXISTING INTERCONNECT CABLE AT THE EXISTING CONTROLLER (ILL. ROUTE 64 AT ELMHURST PLAZA) AND INSTALL TEMPORARY INTERCONNECT CABLE NO. 62.5 / 125 MM12F SM24F BETWEEN THE EXISTING CONTROLLER CABINET TO THE TEMPORARY CONTROLLER FOR THE PURPOSE OF MAINTAINING EXISTING INTERCONNECT SYSTEM. THIS WORK SHALL BE INCIDENTAL TO PAY ITEM "TEMPORARY TRAFFIC SIGNAL INSTALLATION".
- THE YELLOW ARROW AND RED ARROW INDICATION ON THE 5-SECTION SIGNAL HEAD FOR THE EASTBOUND DIRECTION SHALL BE USED ONLY DURING PRE-CONSTRUCTION AND INTERIM STAGES AND SHALL BE BAGGED AND DISCONNECTED AT THE CONTROLLER DURING CONSTRUCTION STAGES 1, 2, 3 AND 3A.

THE END OF THE TRACER CABLE SHALL BE CONTINUOUS AND EXTEND INTO THE CONTROLLER CABINET.

THE TRAFFIC SIGNAL CONTROL EQUIPMENT FOR THIS PROJECT SHALL BE "EAGLE" TO MATCH THE EXISTING ADJACENT SYSTEM.

I.D.O.T. TRAFFIC SIGNAL INSTALLATION ELECTRICAL SERVICE REQUIREMENTS					TOTAL WATTAGE
TYPE	NO LAMPS	WATTAGE		% OPERATION	
		INCAND.	LED		
SIGNAL (RED)	12		17	0.50	110.50
(YELLOW)	12		25	0.25	81.25
(GREEN)	12		15	0.25	48.75
ARROW	4		12	0.10	2.40
PED. SIGNAL			25	1.00	
CONTROLLER	1		100	1.00	100.00
ILLUM. SIGN			25	0.05	
VIDEO SYSTEM	1	150		1.00	150.00
FLASHER				0.50	
ENERGY COSTS TO:					TOTAL = 476.80

ILLINOIS DEPARTMENT OF TRANSPORTATION
201 WEST CENTER COURT
SCHAUMBURG, ILLINOIS 60196-1096
ENERGY SUPPLY CONTACT: DEB RANKIN
PHONE: (630) 691-4379
COMPANY: COMMONWEALTH EDISON

<p>SINGH + ASSOCIATES, INC. CONSULTING ENGINEERS</p>	USER NAME = mgravida	DESIGNED - MG	REVISED -
	PLOT SCALE = 48.000000:1.000000	DRAWN - MG	REVISED -
	PLOT DATE = 24-OCT-2013 14:18	CHECKED - KGP	REVISED -
		DATE - 10/25/2013	REVISED -

**STATE OF ILLINOIS
DEPARTMENT OF TRANSPORTATION**

**TEMPORARY CABLE PLAN, TEMPORARY PHASE DESIGNATION DIAGRAM,
AND TEMPORARY EMERGENCY VEHICLE PREEMPTION SEQUENCE OF OPERATION
ILLINOIS ROUTE 64 (NORTH AVENUE) AT ELMHURST PLAZA**

SCALE: AS NOTED SHEET NO. 19 OF 26 SHEETS STA. TO STA.

F.A.P. RTE.	SECTION	COUNTY	TOTAL SHEETS	SHEET NO.
307	131B-BR	DUPAGE	111	62
CONTRACT NO. 60V24				

ILLINOIS FED. AID PROJECT

I:\3003\DC\N\CADD_Sheets\131B-19-11-19-21.dgn
 24-OCT-2013 14:18:15