




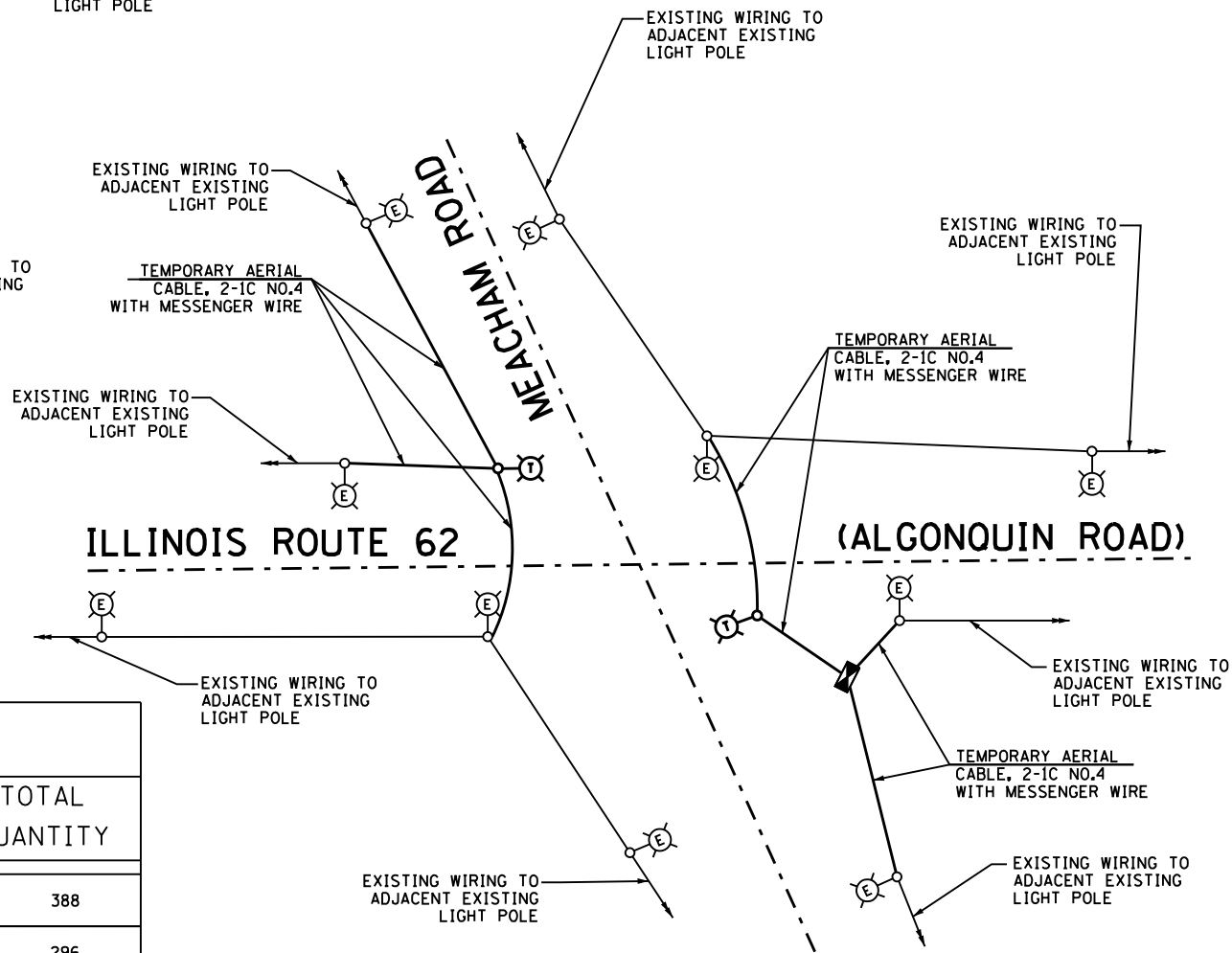
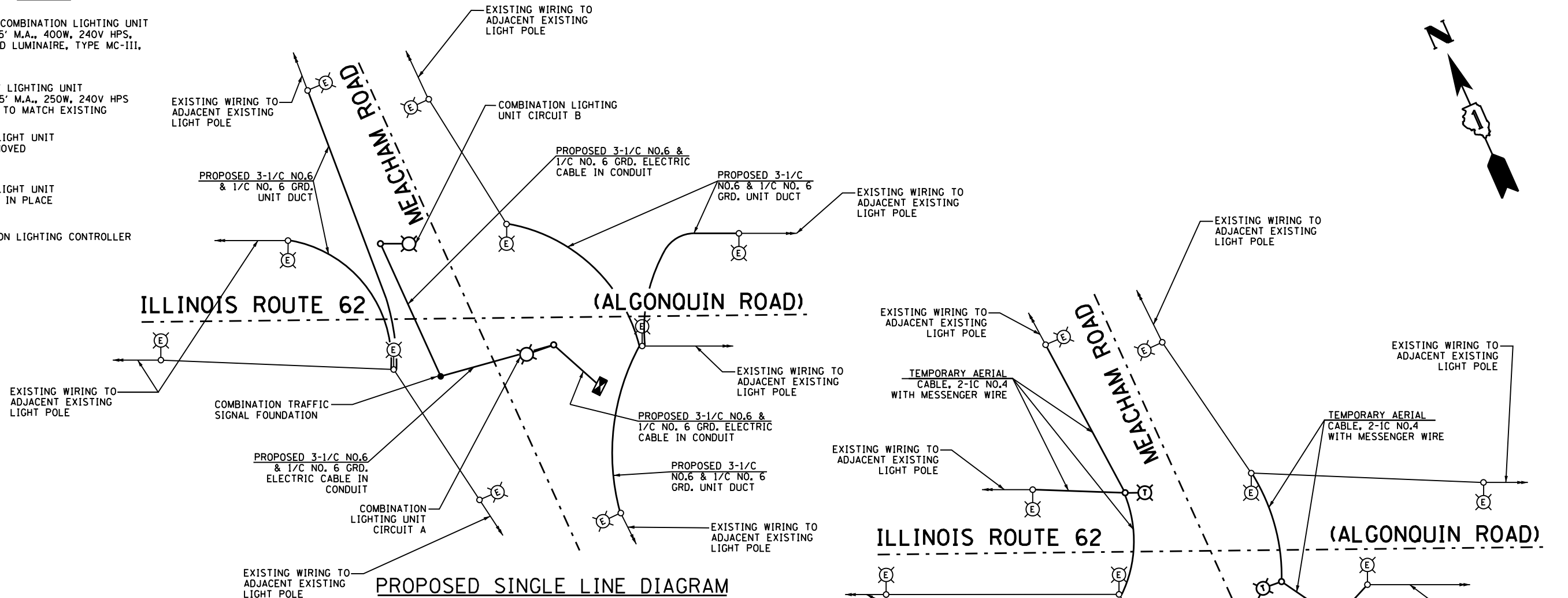


LEGEND

-  PROPOSED COMBINATION LIGHTING UNIT
45' M.H., 15' M.A., 400W, 240V HPS,
COBRA HEAD LUMINAIRE, TYPE MC-III,
-  TEMPORARY LIGHTING UNIT
50' M.H., 15' M.A., 250W, 240V HPS
LUMINAIRE TO MATCH EXISTING
-  EXISTING LIGHT UNIT
TO BE REMOVED
-  EXISTING LIGHT UNIT
TO REMAIN IN PLACE
-  COMBINATION LIGHTING CONTROLLER



SCHEDULE OF QUANTITIES

DESIGNATION	UNIT	TOTAL QUANTITY
UNDERGROUND CONDUIT, GALVANIZED STEEL, 2" DIA.	FOOT	388
UNDERGROUND CONDUIT, GALVANIZED STEEL, 3" DIA.	FOOT	296
UNIT DUCT, 600V, 2-1C NO.6, 1/C NO.6 GROUND, (XLP-TYPE USE), 1" DIA. POLYETHYLENE	FOOT	1150
ELECTRIC CABLE IN CONDUIT, 600V (XLP-TYPE USE) 3-1/C NO. 6, 1/C NO. 6 GROUND	FOOT	403
AERIAL CABLE, 2-1/C NO. 4 WITH MESSENGER WIRE	FOOT	708
LUMINAIRE, SODIUM VAPOR, HORIZONTAL MOUNT, 400 WATT	EACH	2
* TEMPORARY LUMINAIRE, HIGH PRESSURE SODIUM VAPOR, 400 WATT	EACH	2
* COMBINATION LIGHTING CONTROLLER	EACH	1
* TEMPORARY MAST ARM, ALUMINUM, 15FT	EACH	2
* MAINTAIN EXISTING LIGHTING SYSTEM	L SUM	1

DESIGNATES SPECIAL PROVISIONS