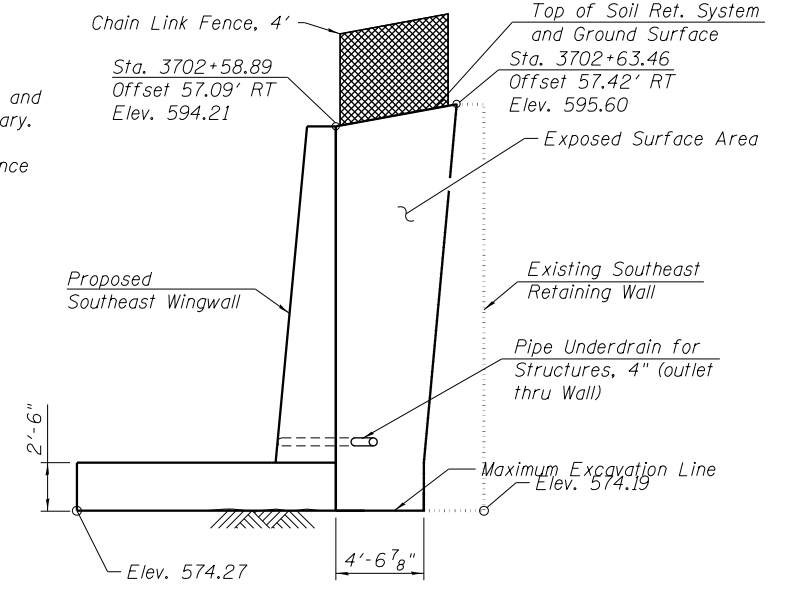
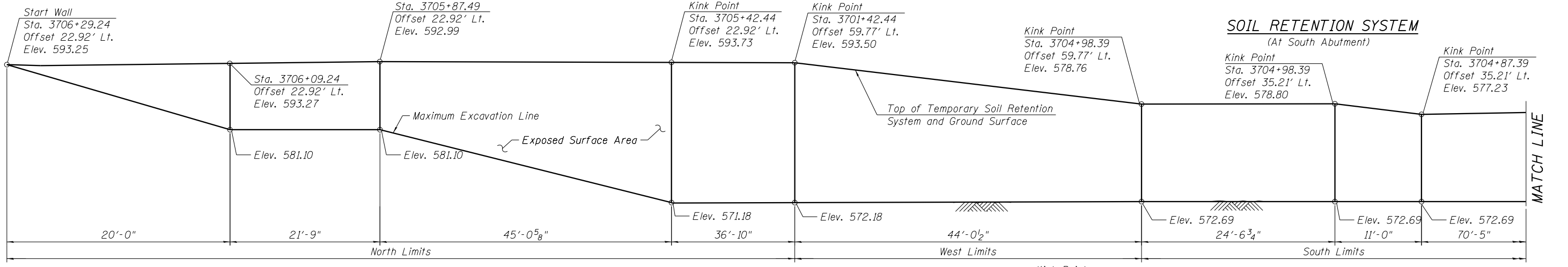


TEMPORARY SOIL RETENTION SYSTEM NO. 5
(At Pier 2)

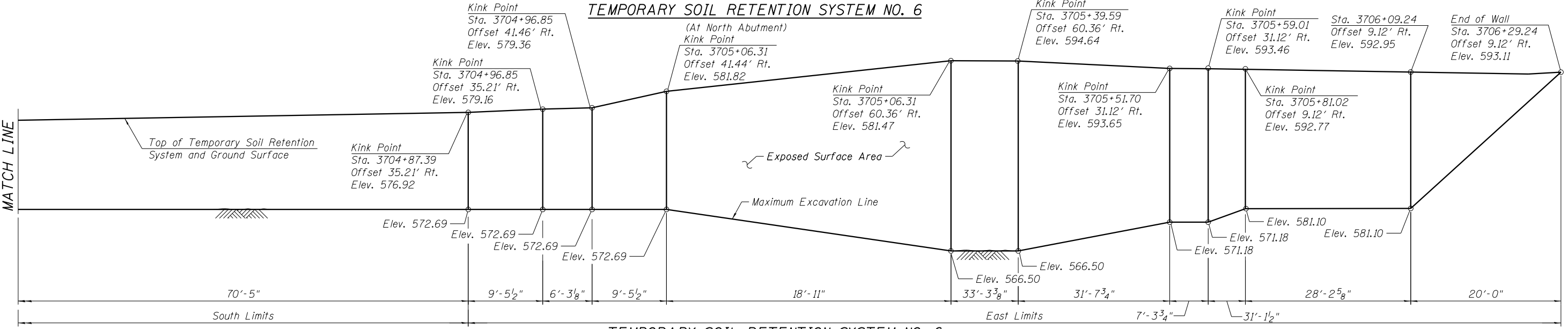
Notes:
Driving piles and temporary sheet piling is not allowed. A cantilevered sheet piling design does not appear feasible and additional members or other retention systems may be necessary. The Contractor shall submit a soil retention system design including plan details and calculations for review and acceptance by The Engineer.
The maximum allowable excavation slope is 1:2 (V:H).



SOIL RETENTION SYSTEM
(At South Abutment)



TEMPORARY SOIL RETENTION SYSTEM NO. 6
(At North Abutment)



TEMPORARY SOIL RETENTION SYSTEM NO. 6
(At North Abutment)

BILL OF MATERIAL

Item	Unit	Quantity
Temporary Soil Retention System	Sq. Ft.	6,872
Soil Retention System	Sq. Ft.	104

11:01:33 PM 01/16/17 08-60W29-5006-Substruct - TempExc2.dgn



USER NAME = BAWIort	DESIGNED KAH	REVISED
	CHECKED MDS	REVISED
PLOT SCALE = 8x0.0000 ' / in.	DRAWN AJP	REVISED
PLOT DATE = 10/28/2013	CHECKED MDS	REVISED

STATE OF ILLINOIS
DEPARTMENT OF TRANSPORTATION

TEMPORARY SOIL RETENTION DETAILS 2
STRUCTURE NO. 016-1708

SHEET NO. 6 OF 55 SHEETS

MUN 2090	SECTION 2013-011R	COUNTY COOK	TOTAL SHEETS 356	SHEET NO. 138
CONTRACT NO. 60W29			ILLINOIS FED. AID PROJECT	