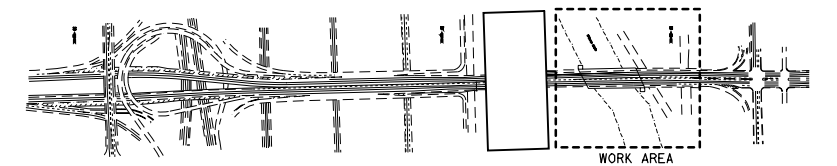
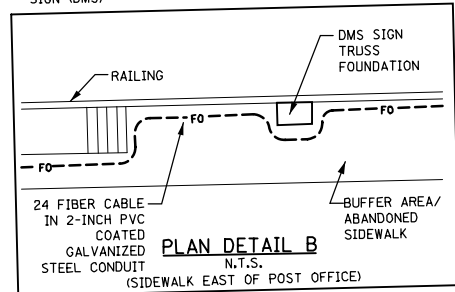
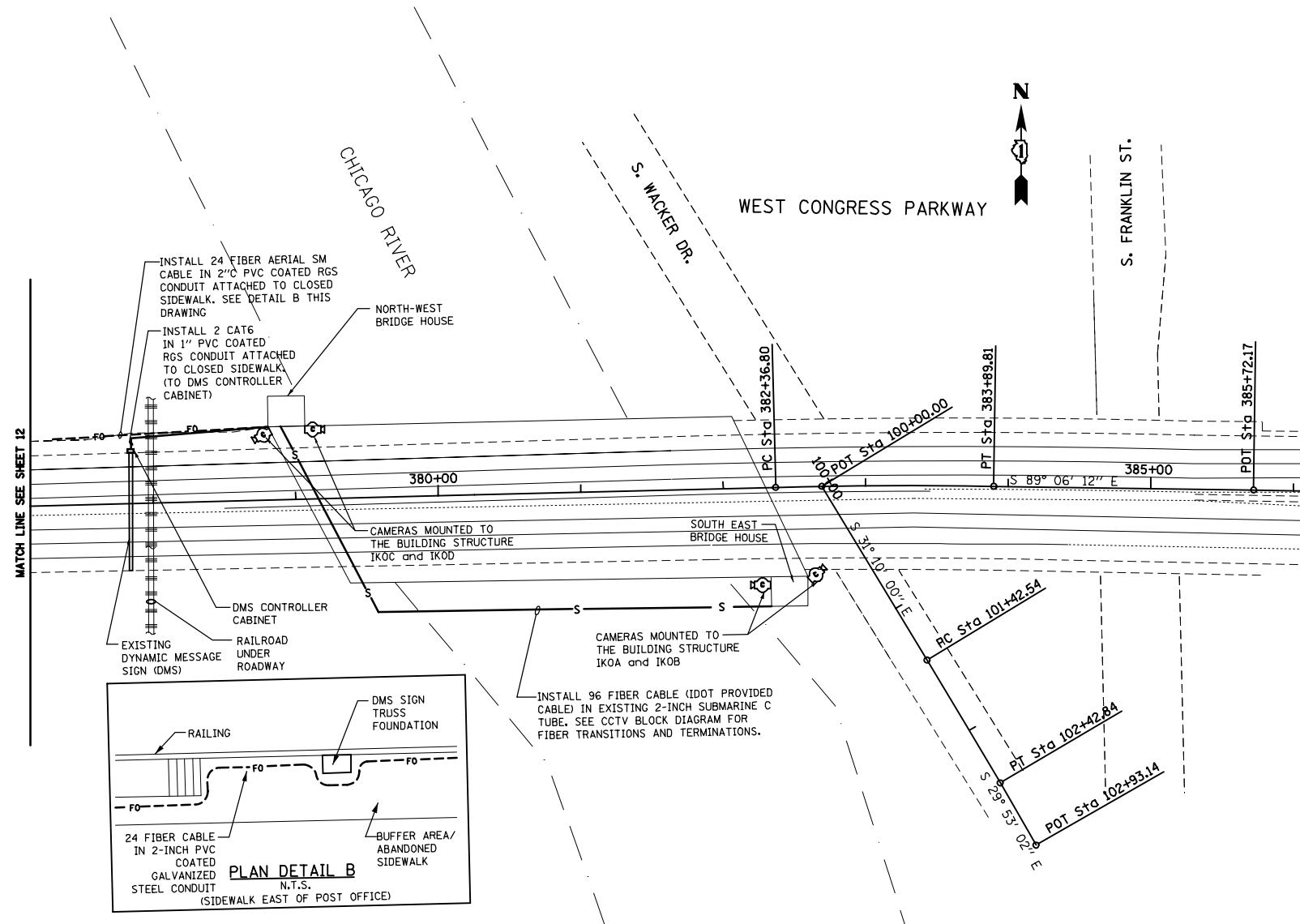


NOTES:

1. FOR GENERAL AND ELECTRICAL NOTES, SEE DWG'S 2, 3 & 4.
2. FOR ELECTRICAL SYMBOLS AND ABBREVIATIONS, SEE DWG. 5
3. FOR PANEL SCHEDULES, SEE DWG. 22.
4. FOR EQUIPMENT DESCRIPTIONS SEE ELECTRICAL SPECIFICATIONS.



T:\16843A\CCTV\Files from NY\16843A-17-2013\16843A-CCTV-E08-13_F0-Plan-3of3_rev10-17-2013.dgn
 28-OCT-2013 13:46

PARSONS BRINCKERHOFF
 230 West Monroe Street
 Suite 900
 Chicago, IL 60609

| | | |
|------------------------|-------------------------|-----------|
| USER NAME = pteid | DESIGNED - D. DRAKULICH | REVISED - |
| FILE NAME | DRAWN - E. MALUSEL | REVISED - |
| PLOT SCALE = NONE | CHECKED - S. STERN | REVISED - |
| PLOT DATE = 10/18/2013 | DATE - 10/18/2013 | REVISED - |

STATE OF ILLINOIS
 DEPARTMENT OF TRANSPORTATION

CCTV SYSTEM, I-90/94 TO CONGRESS PARKWAY
 CCTV FIBER OPTIC PLAN SHEET 2 OF 2

SCALE: AS SHOWN SHEET NO. OF SHEETS STA. 353+46.00 TO STA. 382+50.00

| F.A.P. RTE. | SECTION | COUNTY | TOTAL SHEETS | SHEET NO. |
|---|------------|--------|--------------|-----------|
| 389 | 2013-026-I | COOK | 37 | 13 |
| CONTRACT NO. 60W49 | | | | |
| FED. ROAD DIST. NO. 1 [ILLINOIS] FED. AID PROJECT | | | | |