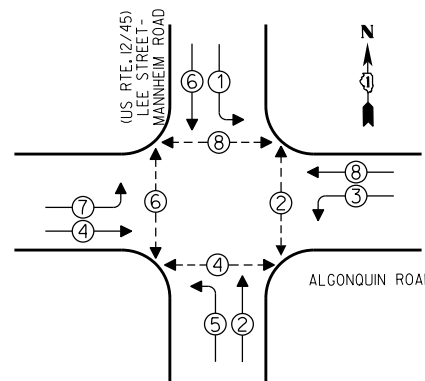


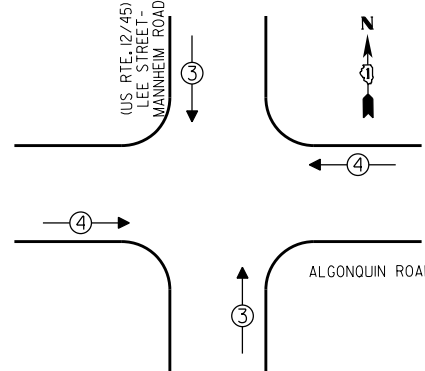


CONTROLLER SEQUENCE

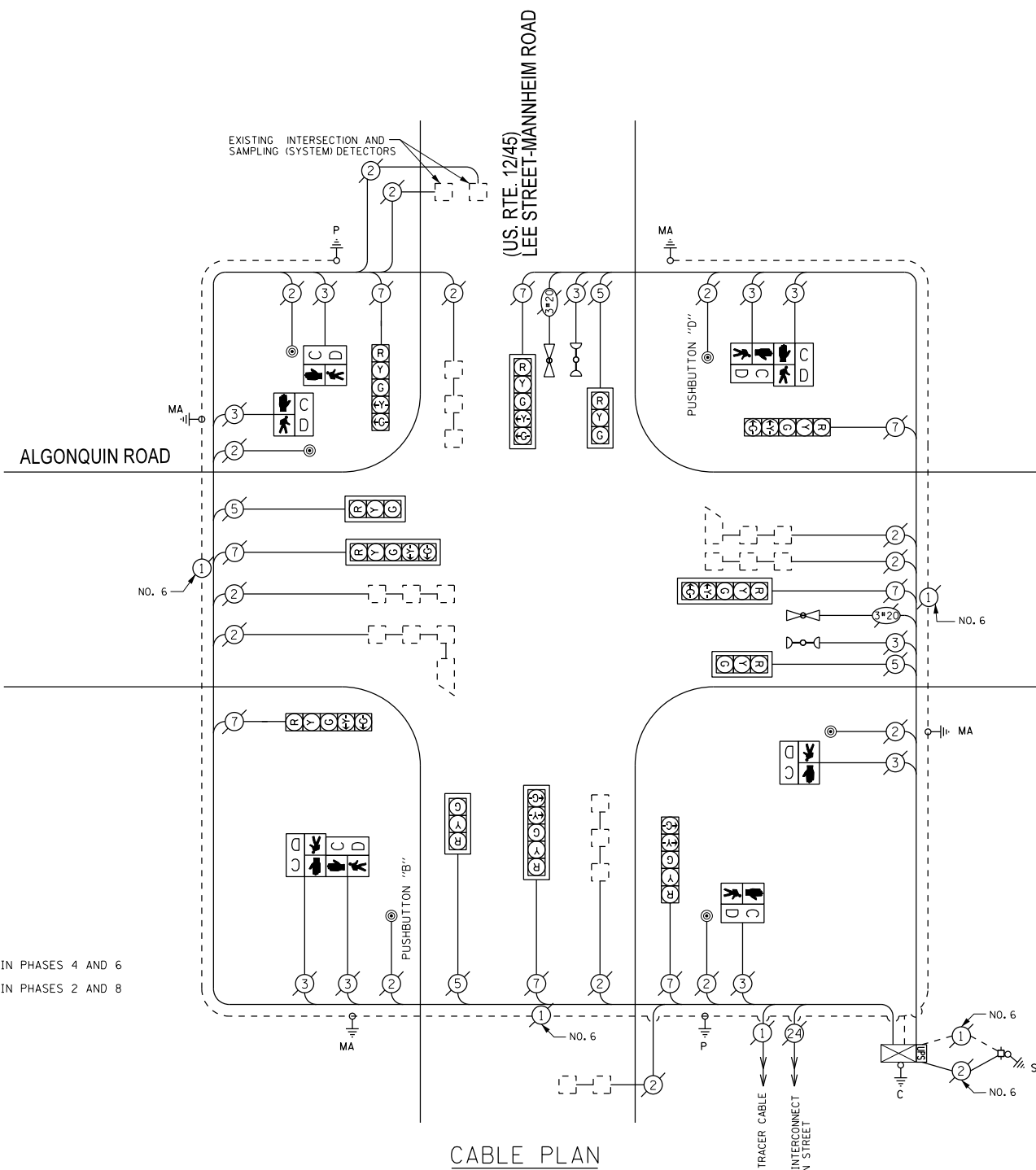


LEGEND
 [Symbol] SINGLE ENTRY PHASE
 [Symbol] DUAL ENTRY PHASE
 [Symbol] OVERLAP
 [Symbol] PEDESTRIAN PHASE
 * NUMBER REFERS TO ASSOCIATED PHASE

EMERGENCY VEHICLE PREEMPTION SEQUENCE



EMERGENCY VEHICLE PREEMPTORS		
EMERGENCY VEHICLE PREEMPTOR	3	4
MOVEMENT	↑	→



NOTE:
 PUSHBUTTON "B" SHALL PLACE A CALL IN PHASES 4 AND 6
 PUSHBUTTON "D" SHALL PLACE A CALL IN PHASES 2 AND 8

THE TRAFFIC SIGNAL CONTROL EQUIPMENT FOR THIS PROJECT SHALL BE "EAGLE".

I.D.O.T. TRAFFIC SIGNAL INSTALLATION ELECTRICAL SERVICE REQUIREMENTS				
TYPE	NO. OF LAMPS	WATTAGE		TOTAL WATTAGE
		INCAND	LED X % OPERATIONS	
SIGNAL (RED)	12	17	0.50	102.00
(YELLOW)	12	25	0.25	75.00
(GREEN)	12	15	0.25	45.00
ARROW	16	12	0.10	19.20
PED. SIGNAL	8	25	1.00	200.00
CONTROLLER	1	100	1.00	100.00
ILLUM. SIGN		25	0.05	
LUMINAIRE		250	0.50	
VIDEO SYSTEM		150	1.00	
FLASHER			0.50	
ENERGY COSTS TO:				TOTAL = 541.20

VILLAGE OF Des Plaines
 1420 Miner Street
 Des Plaines, ILLINOIS 60016

ENERGY SUPPLY - CONTACT: Dave Schacht
 PHONE: (630) 437-2129
 COMPANY:

REMOVE EXISTING TRAFFIC SIGNAL EQUIPMENT
 THE FOLLOWING ITEMS SHALL BE REMOVED BY THE CONTRACTOR AND SHALL BE DISPOSED OF BY THEM OUTSIDE THE RIGHT-OF-WAY AT THEIR EXPENSE. THE SALVAGE VALUE OF THE REMOVED EQUIPMENT SHALL BE REFLECTED IN THE CONTRACT BID PRICE.

QUANTITY	UNIT	DESCRIPTION
4	EACH	PEDESTRIAN SIGNAL HEAD, 1-FACE
2	EACH	PEDESTRIAN SIGNAL HEAD, 2-FACE
6	EACH	PEDESTRIAN PUSHBUTTON

SCHEDULE OF QUANTITIES

QUAN.	UNIT	ITEM
1	EACH	MAINTENANCE OF EXISTING TRAFFIC SIGNAL INSTALLATION
4	EACH	PEDESTRIAN SIGNAL HEAD, LED, 1-FACE, BRACKET MOUNTED WITH COUNTDOWN TIMER
2	EACH	PEDESTRIAN SIGNAL HEAD, LED, 2-FACE, BRACKET MOUNTED WITH COUNTDOWN TIMER
6	EACH	PEDESTRIAN PUSH-BUTTON, NON-LATCHING
1	EACH	MODIFY EXISTING CONTROLLER CABINET
1	EACH	REMOVE EXISTING TRAFFIC SIGNAL EQUIPMENT
1	EACH	UNINTERRUPTIBLE POWER SUPPLY, SPECIAL

SAM SCHWARTZ ENGINEERING
 3100 W. HIGGINS, STE. 100, HOFFMAN ESTATES, IL 60169

DESIGNED - JAM	REVISED -
DRAWN - JAM	REVISED -
CHECKED - LMM	REVISED -
DATE - 10-14-13	REVISED -

STATE OF ILLINOIS
 DEPARTMENT OF TRANSPORTATION

SCHEDULE OF QUANTITIES, CABLE PLAN, PHASE DESIGNATION DIAGRAM, AND EMERGENCY VEHICLE PREEMPTION SEQUENCE, US. RTE. 12/45 (LEE-MANNHEIM ROAD) AND ALGONQUIN ROAD
 SCALE: NONE SHEET OF SHEETS STA. TO STA.

F.A. RTE.	SECTION	COUNTY	TOTAL SHEETS	SHEET NO.
VAR	2013-054TS	COOK	99	27
CONTRACT NO. 60X15				
ILLINOIS FED. AID PROJECT				