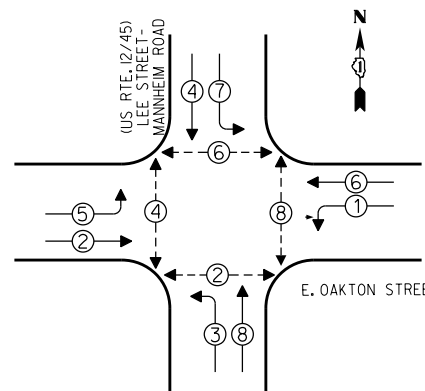


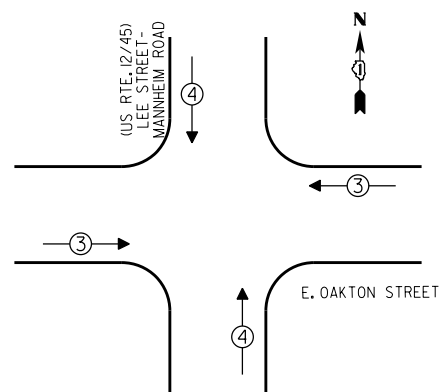


CONTROLLER SEQUENCE



- LEGEND**
- SINGLE ENTRY PHASE
 - DUAL ENTRY PHASE
 - OVERLAP
 - PEDESTRIAN PHASE
 - * NUMBER REFERS TO ASSOCIATED PHASE

EMERGENCY VEHICLE PREEMPTION SEQUENCE

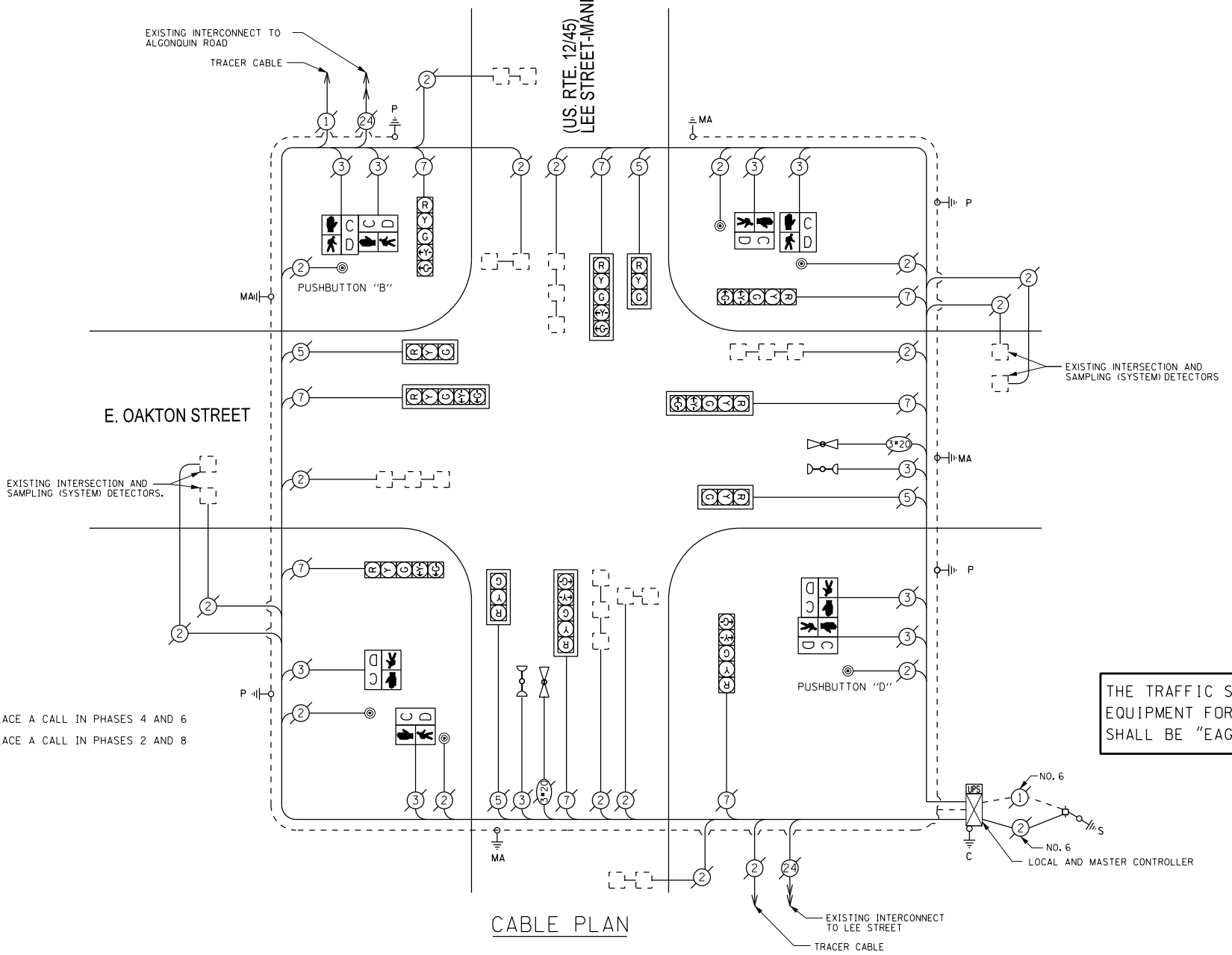


EMERGENCY VEHICLE PREEMPTORS		
EMERGENCY VEHICLE PREEMPTOR	3	4
MOVEMENT	←→	↑↓

I.D.O.T. TRAFFIC SIGNAL INSTALLATION ELECTRICAL SERVICE REQUIREMENTS				
TYPE	NO. OF LAMPS	WATTAGE		TOTAL WATTAGE
		INCAND	LED X % OPERATIONS	
SIGNAL (RED)	12	17	0.50	102.00
(YELLOW)	12	25	0.25	75.00
(GREEN)	12	15	0.25	45.00
ARROW	16	12	0.10	19.20
PED. SIGNAL	8	25	1.00	200.00
CONTROLLER	1	100	1.00	100.00
ILLUM. SIGN		25	0.05	
LUMINAIRE		250	0.50	
VIDEO SYSTEM		150	1.00	
FLASHER			0.50	
ENERGY COSTS TO:				TOTAL = 541.20

VILLAGE OF Des Plaines
1420 Miner Street
Des Plaines, ILLINOIS 60016

ENERGY SUPPLY - CONTACT: Dave Schacht
PHONE: (630) 437-2129
COMPANY:



NOTE:
PUSHBUTTON "B" SHALL PLACE A CALL IN PHASES 4 AND 6
PUSHBUTTON "D" SHALL PLACE A CALL IN PHASES 2 AND 8

THE TRAFFIC SIGNAL CONTROL EQUIPMENT FOR THIS PROJECT SHALL BE "EAGLE".

REMOVE EXISTING TRAFFIC SIGNAL EQUIPMENT

THE FOLLOWING ITEMS SHALL BE REMOVED BY THE CONTRACTOR AND SHALL BE DISPOSED OF BY THEM OUTSIDE THE RIGHT-OF-WAY AT THEIR EXPENSE. THE SALVAGE VALUE OF THE REMOVED EQUIPMENT SHALL BE REFLECTED IN THE CONTRACT BID PRICE.

QUANTITY	UNIT	DESCRIPTION
4	EACH	PEDESTRIAN SIGNAL HEAD, 1-FACE
2	EACH	PEDESTRIAN SIGNAL HEAD, 2-FACE
6	EACH	PEDESTRIAN PUSHBUTTON

SCHEDULE OF QUANTITIES

QUAN.	UNIT	ITEM
1	EACH	MAINTENANCE OF EXISTING TRAFFIC SIGNAL INSTALLATION
4	EACH	PEDESTRIAN SIGNAL HEAD, LED, 1-FACE, BRACKET MOUNTED WITH COUNTDOWN TIMER
2	EACH	PEDESTRIAN SIGNAL HEAD, LED, 2-FACE, BRACKET MOUNTED WITH COUNTDOWN TIMER
6	EACH	PEDESTRIAN PUSH-BUTTON, NON-LATCHING
1	EACH	MODIFY EXISTING CONTROLLER CABINET
1	EACH	REMOVE EXISTING TRAFFIC SIGNAL EQUIPMENT
1	EACH	UNINTERRUPTIBLE POWER SUPPLY, SPECIAL



DESIGNED - JAM	REVISED -
DRAWN - JAM	REVISED -
CHECKED - LMM	REVISED -
DATE - 10-14-13	REVISED -

STATE OF ILLINOIS
DEPARTMENT OF TRANSPORTATION

SCHEDULE OF QUANTITIES, CABLE PLAN, PHASE DESIGNATION
DIAGRAM, AND EMERGENCY VEHICLE PREEMPTION SEQUENCE,
US. RTE. 12/45 (LEE-MANNHEIM RD.) AND OAKTON STREET

SCALE: NONE SHEET OF SHEETS STA. TO STA.

F.A. RTE.	SECTION	COUNTY	TOTAL SHEETS	SHEET NO.
VAR	2013-054TS	COOK	99	28
CONTRACT NO. 60X15				
ILLINOIS FED. AID PROJECT				