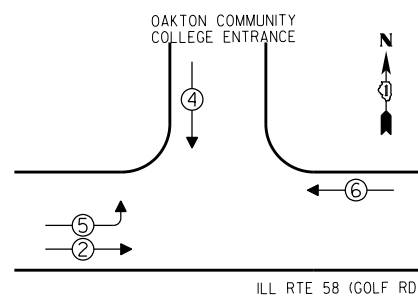


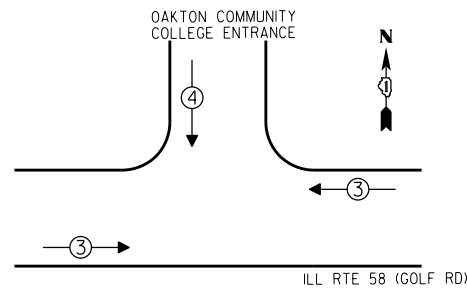
CONTROLLER SEQUENCE



PHASE DESIGNATION DIAGRAM

- LEGEND**
- ☐ SINGLE ENTRY PHASE
 - ⊖ DUAL ENTRY PHASE
 - ⊕ OVERLAP
 - ⊙ PEDESTRIAN PHASE
 - * NUMBER REFERS TO ASSOCIATED PHASE

EMERGENCY VEHICLE PREEMPTION SEQUENCE

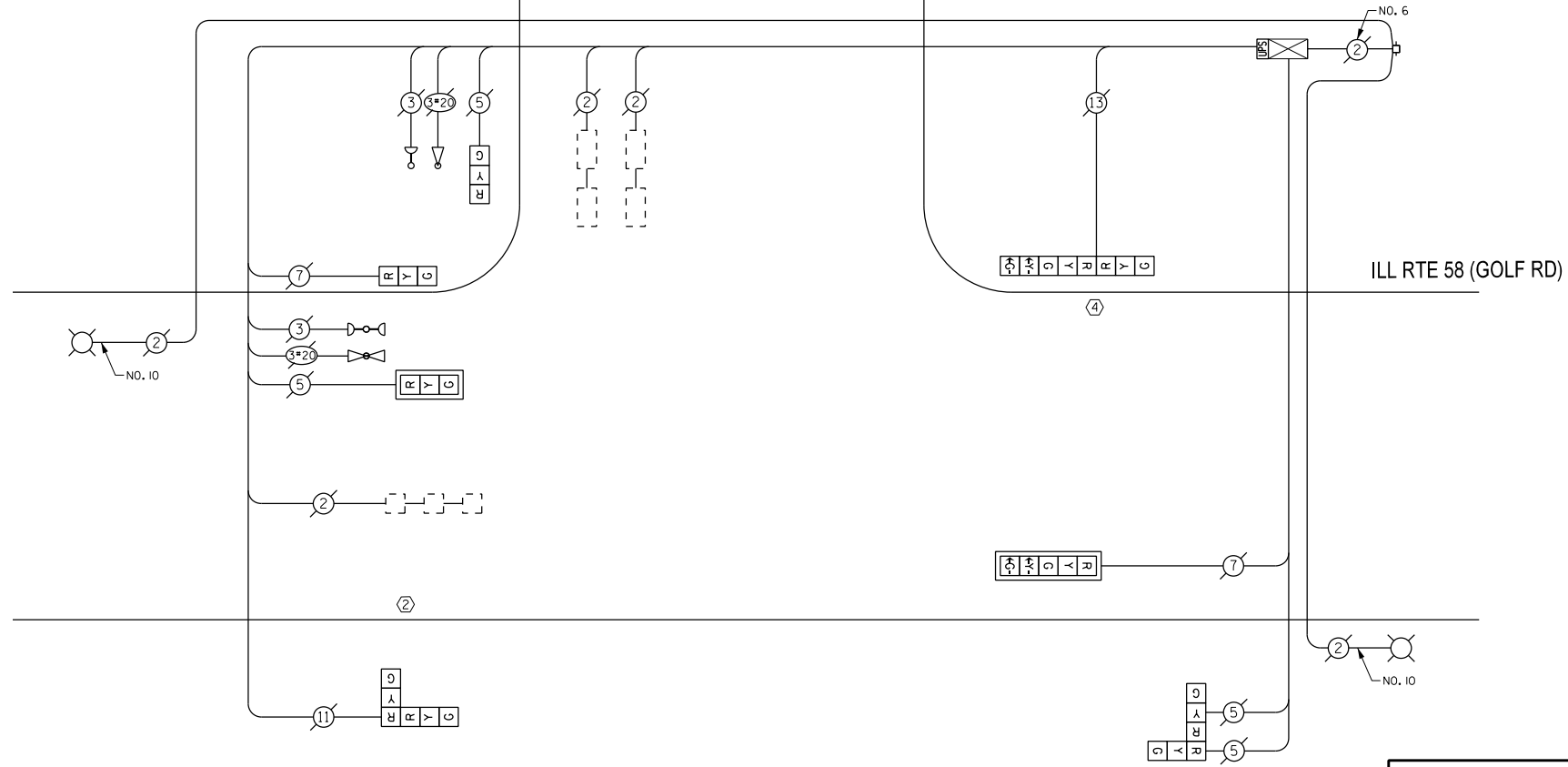


EMERGENCY VEHICLE PREEMPTORS

EMERGENCY VEHICLE PREEMPTOR	3	4
MOVEMENT	↔	↓

- ② REPLACE 14 FT. PAINTED POST, RE-USE EXISTING TYPE A CONCRETE FOUNDATION.
- ④ REPLACE 16 FT. PAINTED POST, RE-USE EXISTING TYPE A CONCRETE FOUNDATION.

OAKTON COMMUNITY COLLEGE ENTRANCE



CABLE PLAN

REPLACE ALL EXISTING TRAFFIC SIGNAL HEADS

THE TRAFFIC SIGNAL CONTROL EQUIPMENT FOR THIS PROJECT SHALL BE "ECONOLITE".

I.D.O.T. TRAFFIC SIGNAL INSTALLATION ELECTRICAL SERVICE REQUIREMENTS					TOTAL WATTAGE
TYPE	NO. OF LAMPS	INCAND	LED % OPERATIONS		
SIGNAL (RED)	10		17	0.50	85.00
(YELLOW)	10		25	0.25	62.50
(GREEN)	10		15	0.25	37.50
ARROW	4		12	0.10	4.80
PED. SIGNAL			25	1.00	
CONTROLLER	1		100	1.00	100.00
ILLUM. SIGN			25	0.05	
LUMINAIRE		250		0.50	
VIDEO SYSTEM		150		1.00	
FLASHER				0.50	
ENERGY COSTS TO:				TOTAL =	289.80

VILLAGE OF Des Plaines
1420 Miner Street
Des Plaines, ILLINOIS 60016

ENERGY SUPPLY - CONTACT: Dave Schacht
PHONE: (630) 437-2129
COMPANY:

REMOVE EXISTING TRAFFIC SIGNAL EQUIPMENT

THE FOLLOWING ITEMS SHALL BE REMOVED BY THE CONTRACTOR AND SHALL BE DISPOSED OF BY THEM OUTSIDE THE RIGHT-OF-WAY AT THEIR EXPENSE. THE SALVAGE VALUE OF THE REMOVED EQUIPMENT SHALL BE REFLECTED IN THE CONTRACT BID PRICE.

QUANTITY	UNIT	DESCRIPTION
2	EACH	TRAFFIC SIGNAL POST
3	EACH	SIGNAL HEAD, 1-FACE, 3-SECTION
1	EACH	SIGNAL HEAD, 1-FACE, 5-SECTION
2	EACH	SIGNAL HEAD, 2-FACE, 3-SECTION
1	EACH	SIGNAL HEAD, 2-FACE, 1-3 SECTION, 1-5 SECTION
2	EACH	TRAFFIC SIGNAL BACKPLATE

SCHEDULE OF QUANTITIES

QUAN.	UNIT	ITEM
1	EACH	MAINTENANCE OF EXISTING TRAFFIC SIGNAL INSTALLATION
1	EACH	TRAFFIC SIGNAL POST, GALVANIZED STEEL 14 FT.
1	EACH	TRAFFIC SIGNAL POST, GALVANIZED STEEL 16 FT.
1	EACH	SIGNAL HEAD, LED, 1-FACE, 3-SECTION, MAST ARM MOUNTED
2	EACH	SIGNAL HEAD, LED, 1-FACE, 3-SECTION, BRACKET MOUNTED
1	EACH	SIGNAL HEAD, LED, 1-FACE, 5-SECTION, MAST ARM MOUNTED
2	EACH	SIGNAL HEAD, LED, 2-FACE, 3-SECTION, BRACKET MOUNTED
1	EACH	SIGNAL HEAD, LED, 2-FACE, 1-3 SECTION, 1-5 SECTION, BRACKET MOUNTED
2	EACH	TRAFFIC SIGNAL BACKPLATE, LOUVERED, ALUMINUM
1	EACH	MODIFY EXISTING CONTROLLER CABINET
1	EACH	REMOVE EXISTING TRAFFIC SIGNAL EQUIPMENT
1	EACH	UNINTERRUPTIBLE POWER SUPPLY, SPECIAL



DESIGNED - JAM	REVISED -
DRAWN - JAM	REVISED -
CHECKED - LMM	REVISED -
DATE - 10-14-13	REVISED -

STATE OF ILLINOIS
DEPARTMENT OF TRANSPORTATION

SCHEDULE OF QUANTITIES, CABLE PLAN, PHASE DESIGNATION
DIAGRAM, AND EMERGENCY VEHICLE PREEMPTION SEQUENCE,
IL 58 (GOLF RD) AT OAKTON COMMUNITY COLLEGE

SCALE: NONE SHEET OF SHEETS STA. TO STA.

F.A. RTE.	SECTION	COUNTY	TOTAL SHEETS	SHEET NO.
VAR	2013-054TS	COOK	99	43
				CONTRACT NO. 60X15

ILLINOIS FED. AID PROJECT