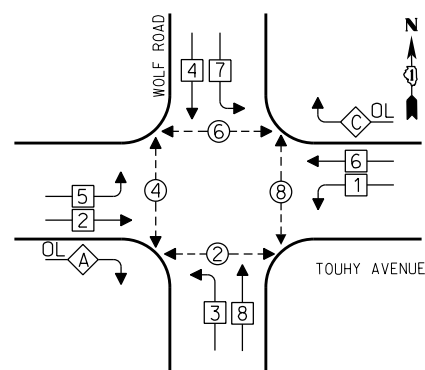




CONTROLLER SEQUENCE

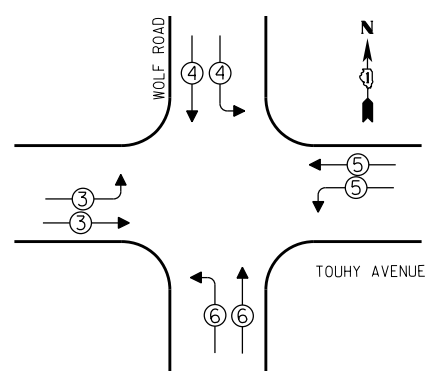


- LEGEND**
- SINGLE ENTRY PHASE
 - DUAL ENTRY PHASE
 - OVERLAP
 - PEDESTRIAN PHASE
 - * NUMBER REFERS TO ASSOCIATED PHASE

PHASE DESIGNATION DIAGRAM

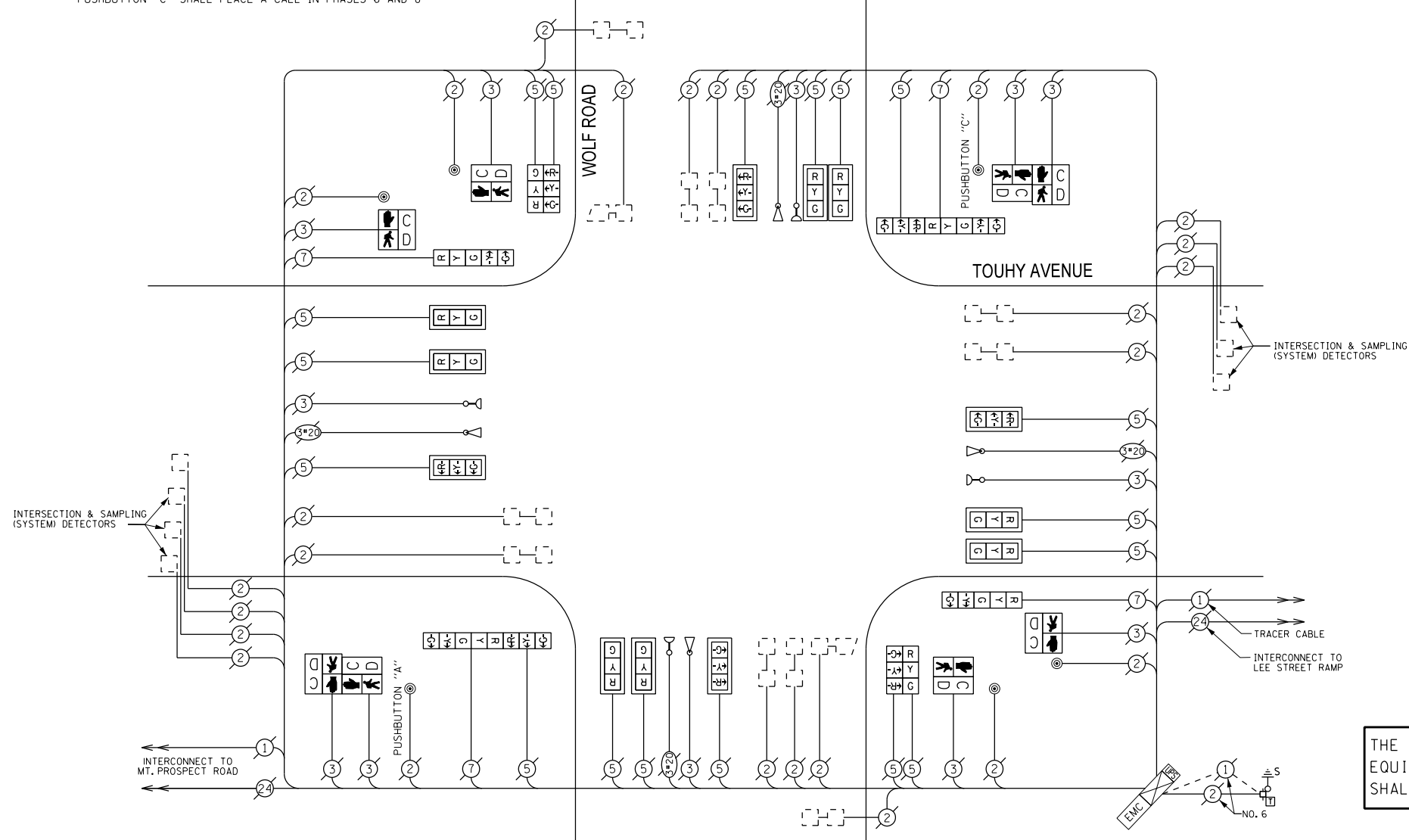
OVERLAP LETTER	PERMISSIVE PHASE	PROTECTED PHASE
A	= 2	+ 3
C	= 6	+ 7

EMERGENCY VEHICLE PREEMPTION SEQUENCE



EMERGENCY VEHICLE PREEMPTORS				
EMERGENCY VEHICLE PREEMPTOR	3	4	5	6
MOVEMENT	→	↘	↙	↑

NOTE:
 PUSHBUTTON "A" SHALL PLACE A CALL IN PHASES 2 AND 4
 PUSHBUTTON "C" SHALL PLACE A CALL IN PHASES 6 AND 8



CABLE PLAN

RETROFIT ALL EXISTING TRAFFIC SIGNAL HEADS

THE TRAFFIC SIGNAL CONTROL EQUIPMENT FOR THIS PROJECT SHALL BE "EAGLE".

I.D.O.T. TRAFFIC SIGNAL INSTALLATION ELECTRICAL SERVICE REQUIREMENTS				
TYPE	NO. OF LAMPS	WATTAGE		TOTAL WATTAGE
		INCAND	LED X % OPERATIONS	
SIGNAL (RED)	22	17	0.50	187.00
(YELLOW)	22	25	0.25	137.50
(GREEN)	22	15	0.25	82.50
ARROW	8	12	0.10	9.60
PED. SIGNAL	8	25	1.00	200.00
CONTROLLER	1	100	1.00	100.00
ILLUM. SIGN		25	0.05	
LUMINAIRE		250	0.50	
VIDEO SYSTEM		150	1.00	
FLASHER			0.50	
ENERGY COSTS TO:				TOTAL = 716.60

VILLAGE OF Des Plaines
 1420 Miner Street
 Des Plaines, ILLINOIS 60016

ENERGY SUPPLY - CONTACT: Dave Schacht
 PHONE: (630) 437-2129
 COMPANY:

REMOVE EXISTING TRAFFIC SIGNAL EQUIPMENT

THE FOLLOWING ITEMS SHALL BE REMOVED BY THE CONTRACTOR AND SHALL BE DISPOSED OF BY THEM OUTSIDE THE RIGHT-OF-WAY AT THEIR EXPENSE. THE SALVAGE VALUE OF THE REMOVED EQUIPMENT SHALL BE REFLECTED IN THE CONTRACT BID PRICE.

QUANTITY	UNIT	DESCRIPTION
4	EACH	PEDESTRIAN SIGNAL HEAD, I-FACE
2	EACH	PEDESTRIAN SIGNAL HEAD, 2-FACE
6	EACH	PEDESTRIAN PUSHBUTTON

SCHEDULE OF QUANTITIES

QUAN.	UNIT	ITEM
1	EACH	MAINTENANCE OF EXISTING TRAFFIC SIGNAL INSTALLATION
4	EACH	PEDESTRIAN SIGNAL HEAD, LED, I-FACE, BRACKET MOUNTED WITH COUNTDOWN TIMER
2	EACH	PEDESTRIAN SIGNAL HEAD, LED, 2-FACE, BRACKET MOUNTED WITH COUNTDOWN TIMER
6	EACH	PEDESTRIAN PUSH-BUTTON, NON-LATCHING
1	EACH	MODIFY EXISTING CONTROLLER CABINET
1	EACH	REMOVE EXISTING TRAFFIC SIGNAL EQUIPMENT
1	EACH	UNINTERRUPTIBLE POWER SUPPLY, SPECIAL
2	EACH	SIGNAL HEAD, LED, 2-FACE, 1-3 SECTION, 1-5 SECTION, BRACKET MOUNTED, RETROFIT
12	EACH	SIGNAL HEAD, LED, I-FACE, 3-SECTION, MAST ARM MOUNTED, RETROFIT
2	EACH	SIGNAL HEAD, LED, 2-FACE, 3-SECTION, BRACKET MOUNTED, RETROFIT
2	EACH	SIGNAL HEAD, LED, I-FACE, 5-SECTION, BRACKET MOUNTED, RETROFIT

SAM SCHWARTZ ENGINEERING
 3100 W. HIGGINS, STE. 100, HOFFMAN ESTATES, IL 60169

DESIGNED - JAM	REVISED -
DRAWN - JAM	REVISED -
CHECKED - LMM	REVISED -
DATE - 10-14-13	REVISED -

STATE OF ILLINOIS DEPARTMENT OF TRANSPORTATION

SCHEDULE OF QUANTITIES, CABLE PLAN, PHASE DESIGNATION DIAGRAM, AND EMERGENCY VEHICLE PREEMPTION SEQUENCE, IL. RT. 72 (TOUHY AVENUE) AND WOLF ROAD

SCALE: NONE SHEET OF SHEETS STA. TO STA.

F.A. RTE.	SECTION	COUNTY	TOTAL SHEETS	SHEET NO.
VAR	2013-054TS	COOK	99	50
CONTRACT NO. 60X15				
ILLINOIS FED. AID PROJECT				