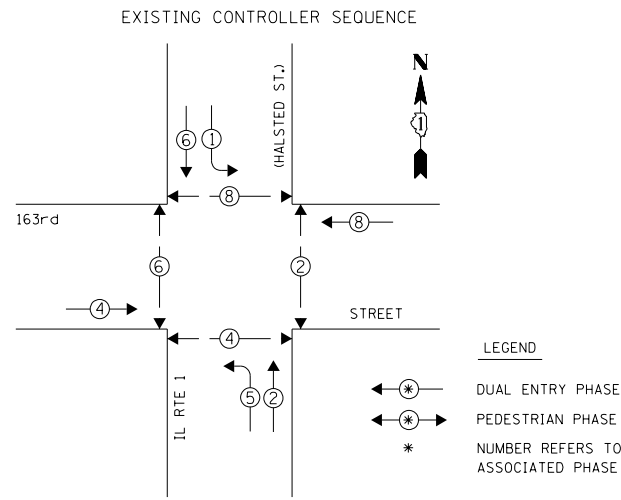


BY: _____ DATE: _____
 SURVEYED _____
 ALIGNED _____
 RT. OF WAY CHECKED _____
 CADD FILE NAME: _____

PLAN NO. _____
 NOTE BOOK NO. _____

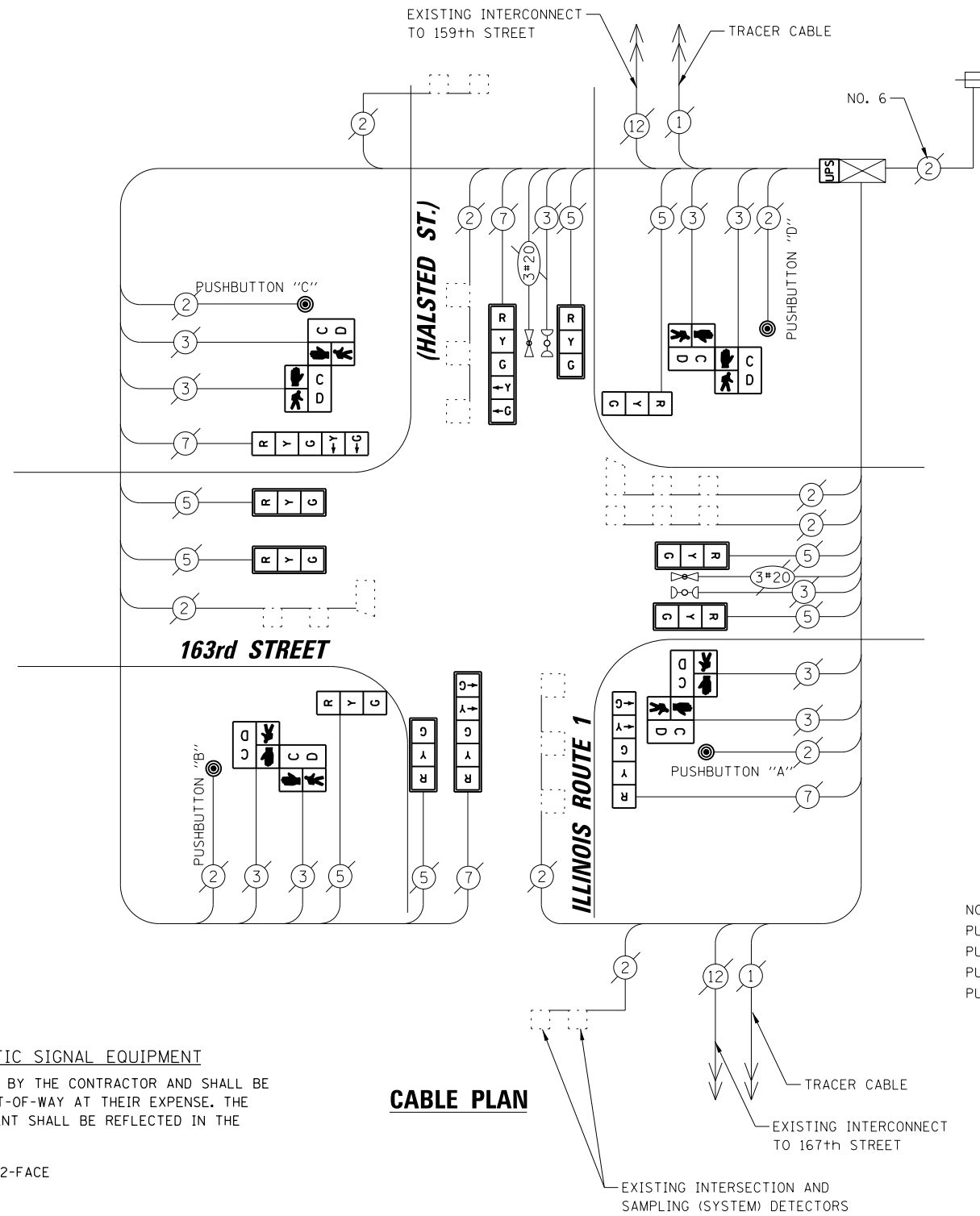
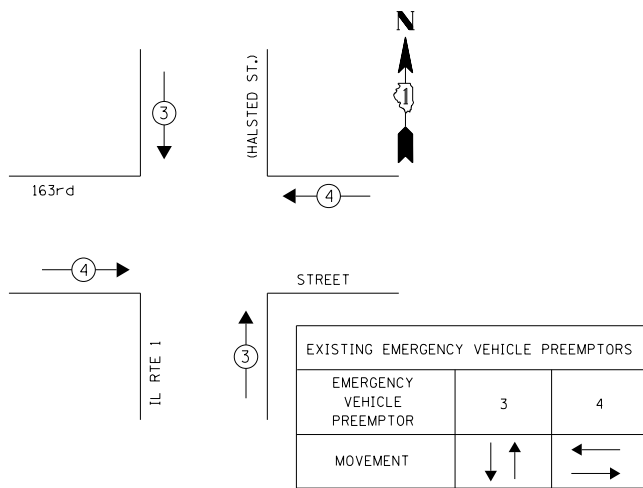
ENGINEERING LTD.
CHRISTOPHER B. BURKE
 8575 West Higgins Road, Suite 600
 Rosemont, Illinois 60018
 (617) 823-5500

DATE: _____
 BY: _____
 SURVEYED _____
 GRADES CHECKED _____
 ELEM. NOTED _____
 STRUCTURE NOTATIONS OKWD



PHASE DESIGNATION DIAGRAM

EXISTING EMERGENCY VEHICLE PREEMPTION SEQUENCE



RETROFIT ALL EXISTING SIGNAL HEADS TO L.E.D.

NOTE:
 PUSHBUTTON "A" SHALL PLACE A CALL IN PHASES 2 AND 4.
 PUSHBUTTON "B" SHALL PLACE A CALL IN PHASES 4 AND 6.
 PUSHBUTTON "C" SHALL PLACE A CALL IN PHASES 6 AND 8.
 PUSHBUTTON "D" SHALL PLACE A CALL IN PHASES 2 AND 8.

REMOVAL OF EXISTING TRAFFIC SIGNAL EQUIPMENT

THE FOLLOWING ITEMS SHALL BE REMOVED BY THE CONTRACTOR AND SHALL BE DISPOSED OF BY THEM OUTSIDE THE RIGHT-OF-WAY AT THEIR EXPENSE. THE SALVAGE VALUE OF THE REMOVED EQUIPMENT SHALL BE REFLECTED IN THE CONTRACT BID PRICE.

- 4 EACH PEDESTRIAN SIGNAL HEAD, 2-FACE
- 4 EACH PEDESTRIAN PUSH-BUTTON

CABLE PLAN

SCHEDULE OF QUANTITIES

ITEM	UNIT	QUANTITY
MAINTENANCE OF EXISTING TRAFFIC SIGNAL INSTALLATION	EACH	1
PEDESTRIAN SIGNAL HEAD, LED, 2-FACE, BRACKET MOUNTED WITH COUNTDOWN TIMER	EACH	4
MODIFY EXISTING CONTROLLER CABINET	EACH	1
REMOVE EXISTING TRAFFIC SIGNAL EQUIPMENT	EACH	1
UNINTERRUPTABLE POWER SUPPLY, SPECIAL	EACH	1
SIGNAL HEAD, LED, 1-FACE, 3-SECTION, BRACKET MOUNTED, RETROFIT	EACH	2
SIGNAL HEAD, LED, 1-FACE, 3-SECTION, MAST ARM MOUNTED, RETROFIT	EACH	6
SIGNAL HEAD, LED, 1-FACE, 5-SECTION, MAST ARM MOUNTED, RETROFIT	EACH	2
SIGNAL HEAD, LED, 1-FACE, 5-SECTION, BRACKET MOUNTED, RETROFIT	EACH	2
PEDESTRIAN PUSH-BUTTON, NON-LATCHING	EACH	4

I.D.O.T. TRAFFIC SIGNAL INSTALLATION ELECTRICAL SERVICE REQUIREMENTS					TOTAL WATTAGE
TYPE	NO. OF LAMPS	WATTAGE X INCAND.	LED	% OPERATION	
SIGNAL (RED)	12	17	0.50		102.00
(YELLOW)	12	25	0.25		75.00
(GREEN)	12	15	0.25		45.00
ARROW	8	12	0.10		9.60
PED. SIGNAL	8	25	1.00		200.00
CONTROLLER	1	100	1.00		100.00
ILLUMINATED SIGN	-	25	0.05		-
VIDEO SYSTEM	-	150	1.00		-
LUMINAIRE	-	250	0.50		-
BATTERY BACKUP	1	25	1.00		25.0
FLASHER			0.50		
ENERGY COSTS TO:					TOTAL = 556.60

ILLINOIS DEPARTMENT OF TRANSPORTATION
 DIVISION OF HIGHWAY/DISTRICT 1
 201 WEST CENTER COURT/SCHAUMBURG, ILLINOIS 60196-1096
 ENERGY SUPPLY: CONTACT: BRAD SHINABARGAR
 PHONE: (708)-235-2692
 COMPANY: COMED

FILE NAME =	USER NAME = fpaceone	DESIGNED - EAJ	REVISED -
N:\idot\130116\Work Order 13019 - South Cook County LED\Traffic\CAB-Halsted-163rd.sht		DRAWN - FPB / FCP	REVISED -
	PLOT SCALE = 48"	CHECKED - GMZ	REVISED -
	PLOT DATE = 10/7/2013	DATE - SEPT. , 2013	REVISED -

STATE OF ILLINOIS DEPARTMENT OF TRANSPORTATION

SCHEDULE OF QUANTITIES, CABLE PLAN, PHASE DESIGNATION DIAGRAM AND EMERGENCY VEHICLE PREEMPTION SEQUENCE ILLINOIS ROUTE 1 (HALSTED ST.) AT 163rd STREET

SCALE: SHEET NO. OF SHEETS STA. TO STA.

F.A.P RTE.	SECTION	COUNTY	TOTAL SHEETS	SHEET NO.
	VARIOUS	COOK	87	60
FED. ROAD DIST. NO. ILLINOIS FED. AID PROJECT			CONTRACT NO. 60X24	

TS # 1815 HARVEY