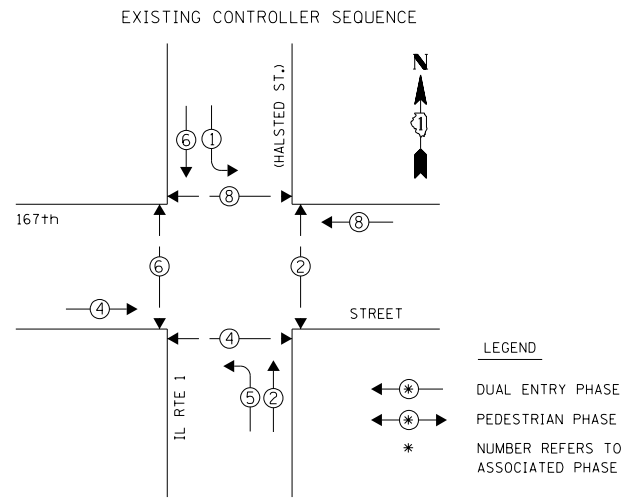


BY: \_\_\_\_\_ DATE: \_\_\_\_\_  
 SURVEYED \_\_\_\_\_  
 ALIGNED \_\_\_\_\_  
 RT. OF WAY CHECKED \_\_\_\_\_  
 CADD FILE NAME: \_\_\_\_\_

PLAN NO. \_\_\_\_\_  
 NOTE BOOK NO. \_\_\_\_\_

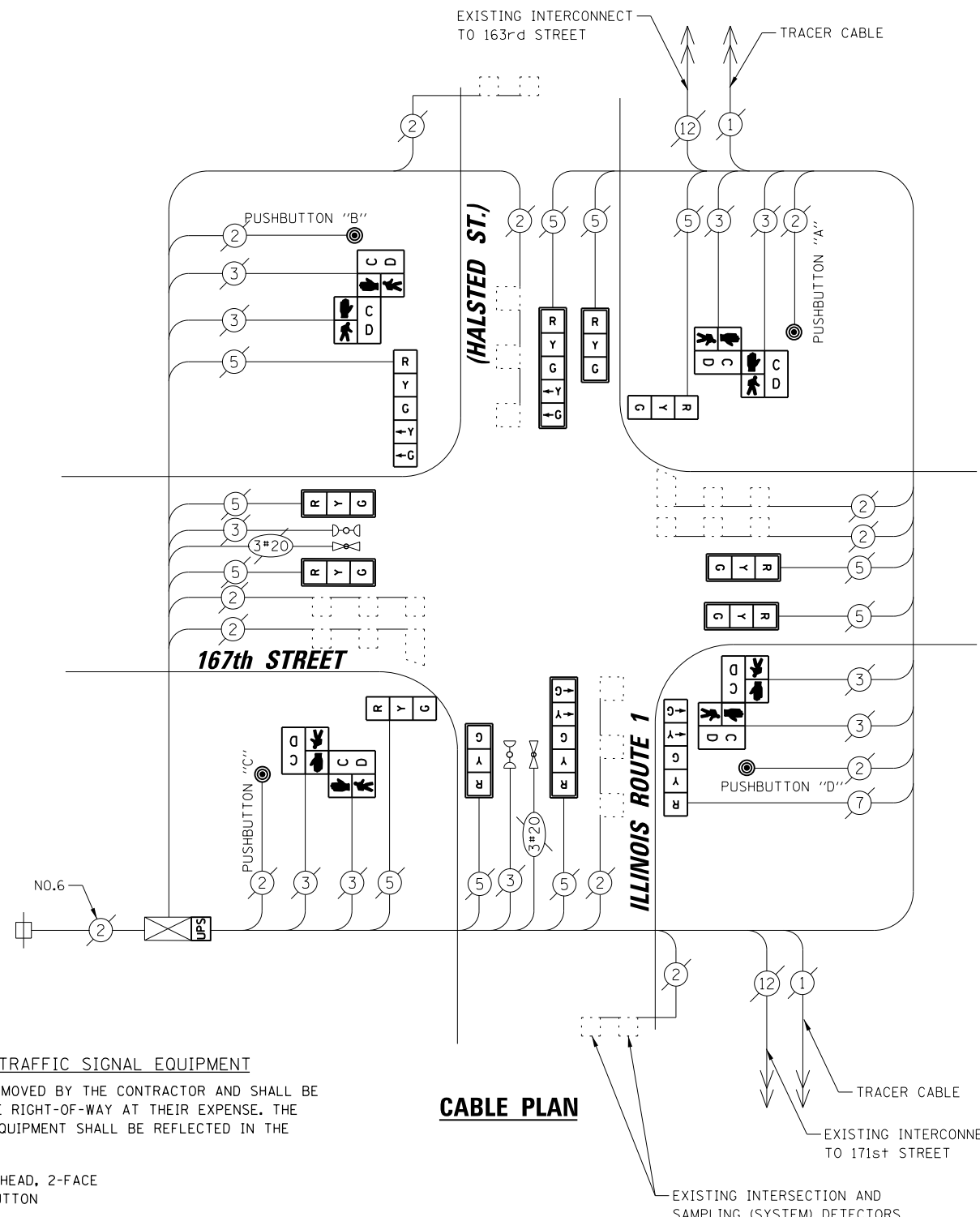
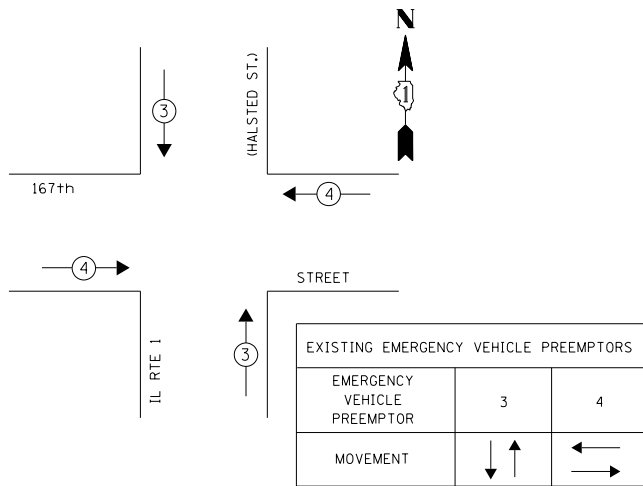
ENGINEERING LTD.  
**CHRISTOPHER B. BURKE**  
 8575 West Higgins Road, Suite 600  
 Rosemont, Illinois 60018  
 (647) 823-5500

DATE: \_\_\_\_\_ BY: \_\_\_\_\_  
 SURVEYED \_\_\_\_\_  
 GRADES CHECKED \_\_\_\_\_  
 ELEM. NOTED \_\_\_\_\_  
 STRUCTURE NOTATIONS OKWD



PHASE DESIGNATION DIAGRAM

EXISTING EMERGENCY VEHICLE PREEMPTION SEQUENCE



RETROFIT ALL EXISTING SIGNAL HEADS TO L.E.D.

NOTE:  
 PUSHBUTTON "A" SHALL PLACE A CALL IN PHASES 2 AND 8.  
 PUSHBUTTON "B" SHALL PLACE A CALL IN PHASES 6 AND 8.  
 PUSHBUTTON "C" SHALL PLACE A CALL IN PHASES 4 AND 6.  
 PUSHBUTTON "D" SHALL PLACE A CALL IN PHASES 2 AND 4.

**REMOVAL OF EXISTING TRAFFIC SIGNAL EQUIPMENT**

THE FOLLOWING ITEMS SHALL BE REMOVED BY THE CONTRACTOR AND SHALL BE DISPOSED OF BY THEM OUTSIDE THE RIGHT-OF-WAY AT THEIR EXPENSE. THE SALVAGE VALUE OF THE REMOVED EQUIPMENT SHALL BE REFLECTED IN THE CONTRACT BID PRICE.

- 4 EACH PEDESTRIAN SIGNAL HEAD, 2-FACE
- 4 EACH PEDESTRIAN PUSH-BUTTON

**CABLE PLAN**

**SCHEDULE OF QUANTITIES**

ITEM	UNIT	QUANTITY
MAINTENANCE OF EXISTING TRAFFIC SIGNAL INSTALLATION	EACH	1
PEDESTRIAN SIGNAL HEAD, LED, 2-FACE, BRACKET MOUNTED WITH COUNTDOWN TIMER	EACH	4
MODIFY EXISTING CONTROLLER CABINET	EACH	1
REMOVE EXISTING TRAFFIC SIGNAL EQUIPMENT	EACH	1
UNINTERRUPTABLE POWER SUPPLY, SPECIAL	EACH	1
SIGNAL HEAD, LED, 1-FACE, 3-SECTION, BRACKET MOUNTED, RETROFIT	EACH	2
SIGNAL HEAD, LED, 1-FACE, 3-SECTION, MAST ARM MOUNTED, RETROFIT	EACH	6
SIGNAL HEAD, LED, 1-FACE, 5-SECTION, MAST ARM MOUNTED, RETROFIT	EACH	2
SIGNAL HEAD, LED, 1-FACE, 5-SECTION, BRACKET MOUNTED, RETROFIT	EACH	2
PEDESTRIAN PUSH-BUTTON, NON-LATCHING	EACH	4

I.D.O.T. TRAFFIC SIGNAL INSTALLATION ELECTRICAL SERVICE REQUIREMENTS					TOTAL WATTAGE
TYPE	NO. OF LAMPS	WATTAGE X INCAND.	LED	% OPERATION	
SIGNAL (RED)	12	17	0.50		102.00
(YELLOW)	12	25	0.25		75.00
(GREEN)	12	15	0.25		45.00
ARROW	8	12	0.10		9.60
PED. SIGNAL	8	25	1.00		200.00
CONTROLLER	1	100	1.00		100.00
ILLUMINATED SIGN	-	25	0.05		-
VIDEO SYSTEM	-	150	1.00		-
LUMINAIRE	-	-	0.50		-
BATTERY BACKUP	1	25	1.00		25.0
FLASHER			0.50		
ENERGY COSTS TO:					TOTAL = 556.60

**ILLINOIS DEPARTMENT OF TRANSPORTATION**  
 DIVISION OF HIGHWAY/DISTRICT 1  
 201 WEST CENTER COURT/SCHAUMBURG, ILLINOIS 60196-1096  
 ENERGY SUPPLY: CONTACT: BRAD SHINABARGAR  
 PHONE: (708)-235-2692  
 COMPANY: COMED

FILE NAME =	USER NAME = fpaceone	DESIGNED - EAJ	REVISED -
N:\dot\130116\Work Order 13019 - South Cook County LED\Traffic\CAB_Halsted-167th.sht		DRAWN - FPB / FCP	REVISED -
	PLOT SCALE = 48"	CHECKED - GMZ	REVISED -
	PLOT DATE = 10/7/2013	DATE - SEPT. , 2013	REVISED -

**STATE OF ILLINOIS DEPARTMENT OF TRANSPORTATION**

**SCHEDULE OF QUANTITIES, CABLE PLAN, PHASE DESIGNATION DIAGRAM AND EMERGENCY VEHICLE PREEMPTION SEQUENCE ILLINOIS ROUTE 1 (HALSTED ST.) AT 167th STREET**

SCALE: SHEET NO. OF SHEETS STA. TO STA.

F.A.P. RTE.	SECTION	COUNTY	TOTAL SHEETS	SHEET NO.
	VARIOUS	COOK	87	61
FED. ROAD DIST. NO. ILLINOIS FED. AID PROJECT			CONTRACT NO. 60X24	

TS# 1820 HARVEY