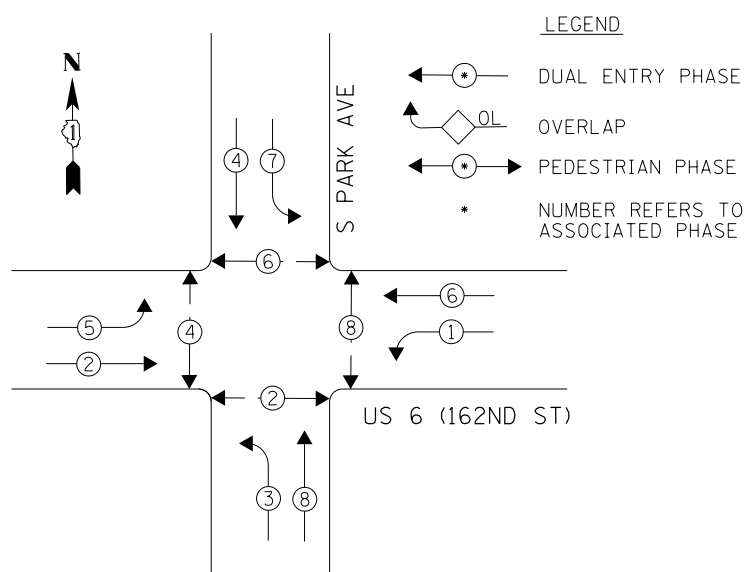
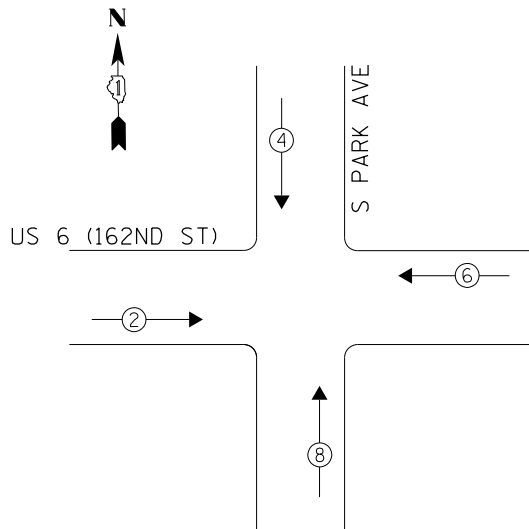


EXISTING CONTROLLER SEQUENCE



PHASE DESIGNATION DIAGRAM



EMERGENCY VEHICLE PREEMPTION SEQUENCE

EMERGENCY VEHICLE PREEMPTORS		
EMERGENCY VEHICLE PREEMPTOR	3	4
MOVEMENT	←	↑

THE TRAFFIC SIGNAL CONTROL EQUIPMENT FOR THIS PROJECT SHALL BE "ECONOLITE" TO MATCH THE EXISTING ADJACENT SYSTEM.

UPS SHALL BE INSTALLED ON LEFT SIDE OF CONTROLLER CABINET DUE TO PROXIMITY OF HANDHOLE, OR AS DIRECTED BY THE ENGINEER.

REMOVAL OF EXISTING TRAFFIC SIGNAL EQUIPMENT

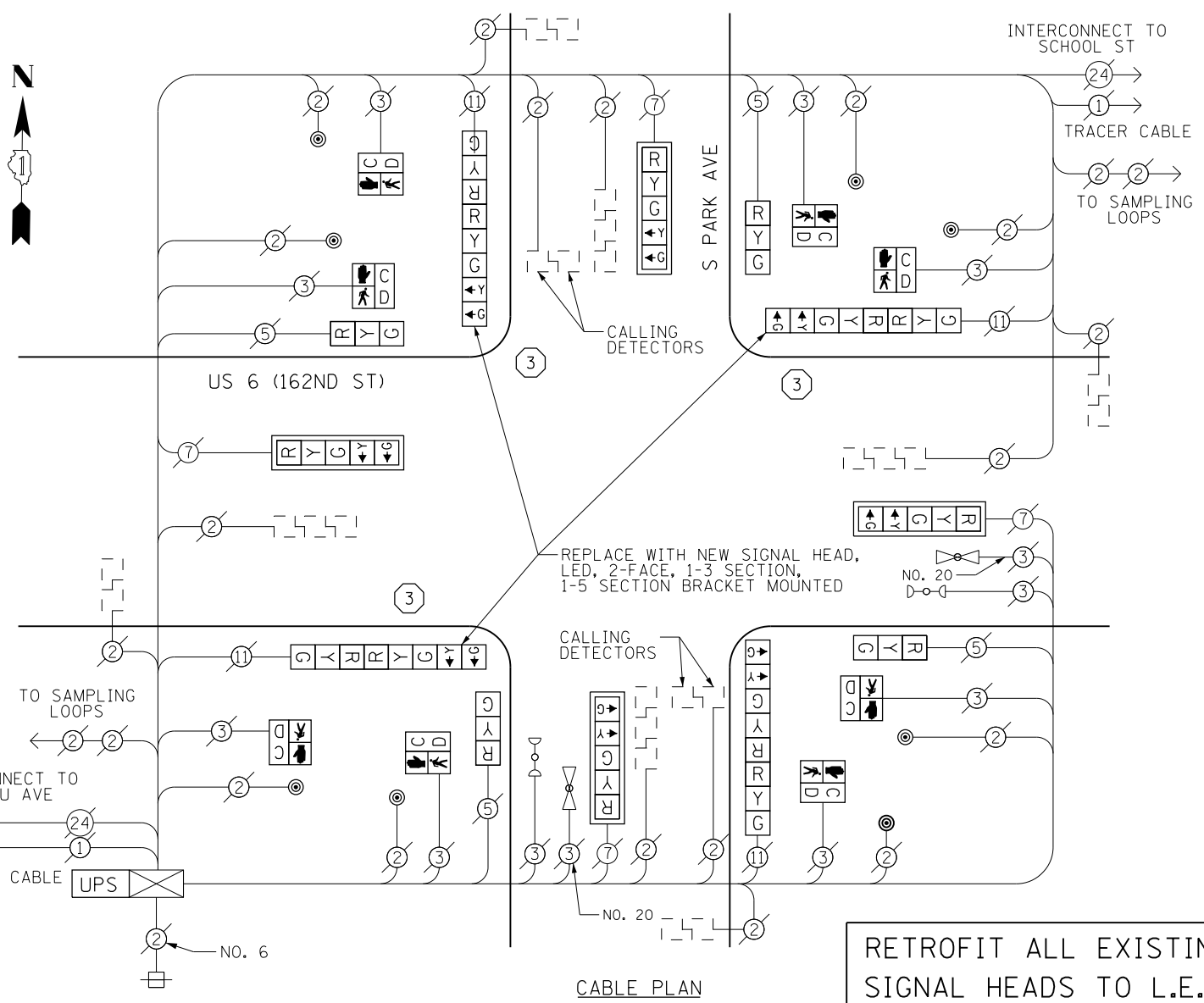
THE FOLLOWING ITEMS SHALL BE REMOVED BY THE CONTRACTOR AND SHALL BE DISPOSED OF BY THEM OUTSIDE THE RIGHT-OF-WAY AT THEIR EXPENSE. THE SALVAGE VALUE OF THE REMOVED EQUIPMENT SHALL BE REFLECTED IN THE CONTRACT BID PRICE.

6	EACH	PEDESTRIAN SIGNAL HEAD, 1-FACE
6	EACH	PEDESTRIAN PUSH BUTTON
3	EACH	STEEL POST

SCHEDULE OF QUANTITIES

ITEM	UNIT	QUANTITY
MAINTENANCE OF EXISTING TRAFFIC SIGNAL INSTALLATION	EACH	1
TRAFFIC SIGNAL POST, GALVANIZED STEEL 16 FT.	EACH	3
SIGNAL HEAD, LED, 2-FACE, 1-3 SECTION, 1-5 SECTION, BRACKET MOUNTED	EACH	3
PEDESTRIAN SIGNAL HEAD, LED, 1-FACE, BRACKET MOUNTED WITH COUNTDOWN TIMER	EACH	8
PEDESTRIAN PUSH-BUTTON	EACH	8
MODIFY EXISTING CONTROLLER CABINET	EACH	1
REMOVE EXISTING TRAFFIC SIGNAL EQUIPMENT	EACH	1
UNINTERRUPTABLE POWER SUPPLY, SPECIAL	EACH	1
SIGNAL HEAD, LED, 2-FACE, 1-3 SECTION, 1-5 SECTION, BRACKET MOUNTED, RETROFIT	EACH	1
SIGNAL HEAD, LED, 1-FACE, 3-SECTION, BRACKET MOUNTED, RETROFIT	EACH	4
SIGNAL HEAD, LED, 1-FACE, 5-SECTION, MAST ARM MOUNTED, RETROFIT	EACH	4

STATE OF ILLINOIS
DEPARTMENT OF TRANSPORTATION



CABLE PLAN

RETROFIT ALL EXISTING SIGNAL HEADS TO L.E.D. EXCEPT AS NOTED OR DIRECTED BY THE ENGINEER

CONSTRUCTION NOTES:

- 3 THE CONTRACTOR SHALL REPLACE THE EXISTING TRAFFIC SIGNAL POST WITH THE PROPOSED TRAFFIC SIGNAL POST, 16 FT. AND ATTACH THE PROPOSED POST TO THE EXISTING FOUNDATION.

NOTES

- ALL COSTS RELATED TO ATTACHING THE POSTS TO THE EXISTING FOUNDATION SHALL BE INCLUDED IN THE UNIT COST OF TRAFFIC SIGNAL POST OF THE SIZE SPECIFIED
- PRIOR TO REMOVING ANY TRAFFIC SIGNAL POST SPECIFIED TO BE REPLACED IN THE SAME LOCATION THE CONTRACTOR SHALL VERIFY THAT THE PATTERN, SPACING, AND CONDITION OF THE EXISTING BOLTS ARE SUITABLE FOR RE-USE WITH A NEW POST. IF THE BOLTS ARE NOT USABLE, REPLACE AS DIRECTED BY THE ENGINEER.
- THE CONTRACTOR SHALL RELOCATE EXISTING SIGN PANELS FROM POSTS THAT ARE INDICATED FOR REPLACEMENT TO THE NEW POSTS AS SHOWN ON THE PLANS OR AS DIRECTED BY THE ENGINEER. THE COST OF REMOVAL, RELOCATION AND ANY NEW MOUNTING HARDWARE NECESSARY TO COMPLETE THIS WORK SHALL BE INCLUDED IN THE UNIT COST OF TRAFFIC SIGNAL POST OF THE SIZE SPECIFIED.

TS #290
SOUTH HOLLAND

I. D. O. T.
TRAFFIC SIGNAL INSTALLATION
ELECTRICAL SERVICE REQUIREMENTS

TYPE	NO. LAMPS	WATTAGE INCAND.	LED	%OPERATION	TOTAL WATTAGE
SIGNAL (RED)	16		17	0.50	136.0
(YELLOW)	16		25	0.25	100.0
(GREEN)	16		15	0.25	60.0
ARROW	16		12	0.10	19.2
PED SIGNAL	8		25	1.00	200.0
CONTROLLER	1	100		1.00	100.0
VIDEO SYSTEM		150		1.00	0.0
BATTERY BACKUP	1	25		1.00	25.0
TOTAL =					640.2

ENERGY COSTS- BILLED TO: IDOT DISTRICT 1
201 WEST CENTER COURT
SCHAUMBURG, IL 60196-1096

ENERGY SUPPLY- CONTACT BRAD SHINABARGAR
PHONE 708-325-2692
COMMONWEALTH EDISON