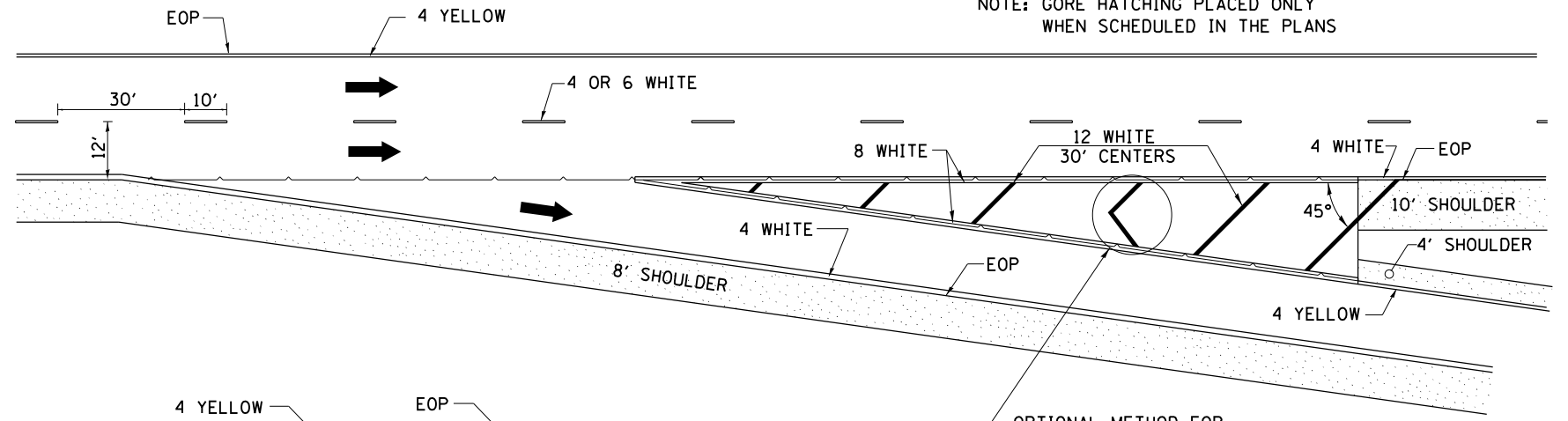


# PAINING DETAILS

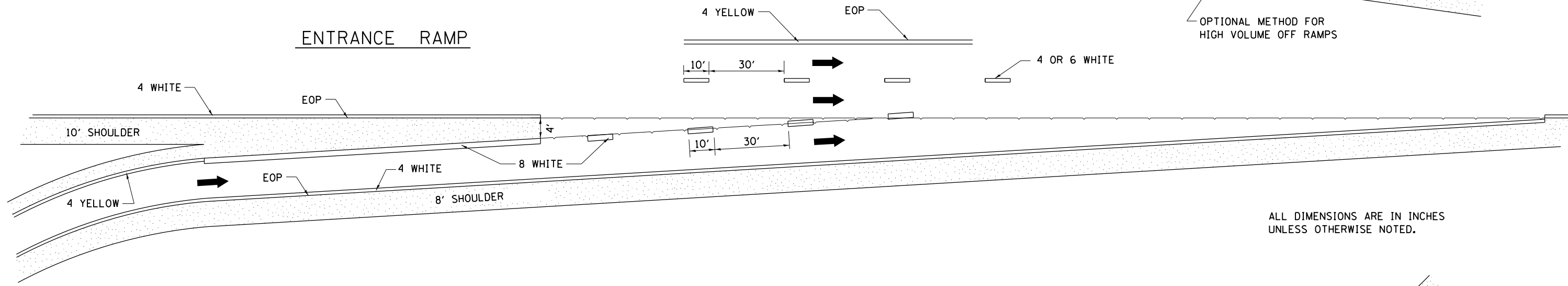
CENTERLINE SKIP DASH PAVEMENT MARKING WIDTH SHALL BE 4" WHEN THE POSTED SPEED LIMIT IS UNDER 40 MPH AND 6" WHEN THE POSTED SPEED LIMIT IS 40 MPH AND OVER.

## EXIT RAMP

NOTE: GORE HATCHING PLACED ONLY WHEN SCHEDULED IN THE PLANS

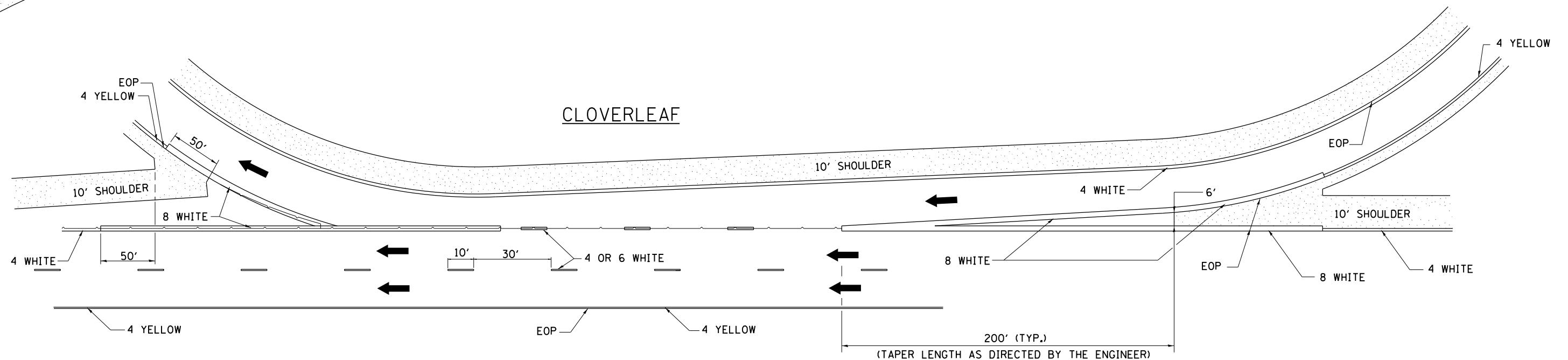


## ENTRANCE RAMP



ALL DIMENSIONS ARE IN INCHES UNLESS OTHERWISE NOTED.

## CLOVERLEAF



FILE NAME =	USER NAME = dosddd	DESIGNED -	REVISED - 8-27-13
D:\BR\Draw\Whiteside\64J89 Cleaning & Painting SN 098-0057 & SN 089-0043\CADD\2013\DRAWING		DRAWN -	REVISED - 10-18-11
		CHECKED -	REVISED -
		DATE -	REVISED -

STATE OF ILLINOIS  
DEPARTMENT OF TRANSPORTATION

REGION 2 / DISTRICT 2 STANDARD

SCALE: SHEET NO. OF SHEETS STA. TO STA.

F.A.I. RTE.	SECTION	COUNTY	TOTAL SHEETS	SHEET NO.
88	D2 BRIDGE PAINTING 2014-2	WHITESIDE	9	9
FED. ROAD DIST. NO. ILLINOIS FED. AID PROJECT			CONTRACT NO. 64J89	