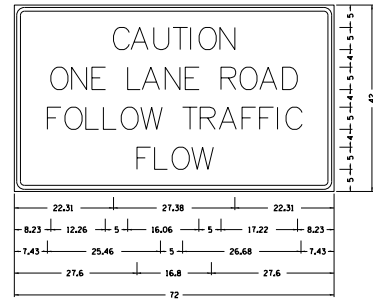


ENTRANCE SIGN FOR USE WITH TEMPORARY SIGNALS



Type AA Fluorescent Orange Sheeting; 2.25" Radius, 0.88" Border, 0.50" Indent, Black on Orange; [CAUTION] D; [ONE LANE ROAD] D; [FOLLOW TRAFFIC] D; [FLOW] D

Table Of Widths And Spaces

22.31	C	3.36	A	4.18	0.94	3.36	0.94	3.04	0.94	0.78	1.17	O	3.52	1.17	N	3.36	22.31			
8.23	O	3.51	N	3.36	1.18	E														
5.00	L	3.05	A	4.18	0.94	N	3.36	1.17	E											
5.00	R	3.36	O	3.52	0.94	A	4.18	0.93	D	8.23										
7.43	F	3.04	O	3.52	1.17	L	3.04	0.94	L	3.05	0.94	O	3.51	0.94	W					
5.00	T	3.05	R	3.36	0.94	A	4.18	0.93	F	3.05	0.94	F	3.04	0.94	I	0.78	1.18	C	3.35	7.43
27.60	F	3.05	L	3.04	0.94	O	3.52	0.93	W	27.60										

GENERAL NOTES

THIS SIGN SHALL BE INSTALLED AT ENTRANCES LOCATED BETWEEN THE TEMPORARY SIGNALS AS DIRECTED BY THE ENGINEER.

ALL DIMENSIONS ARE IN INCHES UNLESS OTHERWISE NOTED.

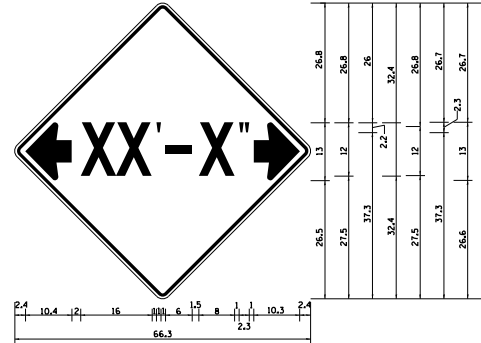
THE COST TO FURNISH, INSTALL AND REMOVE THIS SIGN AT THE REQUIRED LOCATIONS SHALL BE INCLUDED IN THE COST OF TRAFFIC CONTROL AND PROTECTION STANDARD 101321.

ALL DIMENSIONS ARE IN INCHES UNLESS OTHERWISE NOTED.

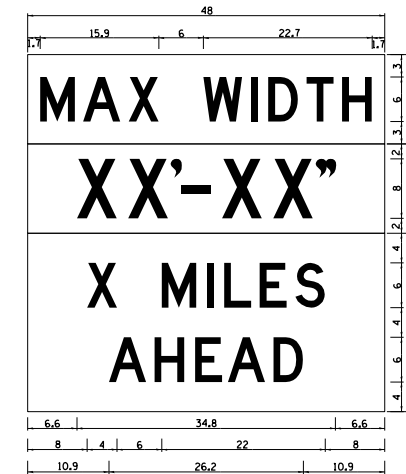
REVISED - 10-14-11

ENTRANCE SIGN FOR USE WITH TEMPORARY SIGNALS 75.2

INFORMATIONAL WARNING SIGN (FOR NARROW TRAVEL LANES)



NOTES
W12-1103 - Horizontal Clearance Sign
48.0" across sides, 1.9" Radius,
0.8" Border, 0.5" Indent, Black on
Orange Standard Arrow Custom
10.4" X 8.1" 180° Black 11 Inch
O Series Lettering Standard Arrow
Custom 10.4" X 8.1" O



W12-1103 (Width Is 80);
No border, Black on White;
[MAX WIDTH] D;

No border, Black on Orange;
[XX'-XX"] D;

No border, Black on White;
[X MILES] D; [AHEAD] D;

All work to furnish and install these signs shall be included in the cost of the Traffic Control Standards and shall not be paid for separately.

ALL DIMENSIONS ARE IN INCHES UNLESS OTHERWISE NOTED.

REVISED - 5-15-09

INFORMATIONAL WARNING SIGNS (FOR NARROW TRAVEL LANES) 39.2

ROUGH GROOVED SURFACE SIGN

ILLINOIS STANDARD W8-1107
SIGN PANEL TYPE 1



COLOR: LEGEND AND BORDER - BLACK NON-REFLECTIVE
BACKGROUND - ORANGE REFLECTORIZED

SIGN SIZE	DIMENSIONS							
	A	B	C	D	E	F	G	H
48x48	48.0	24.1	3.0	34.0	33.0	6.0	13.0	3.5

SIGN SIZE	SERIES LINES			MARGIN	BORDER	BLANK STD.
	1	2	3			
48x48	7C	7C	7C	0.8	1.2	B4-48D

ALL DIMENSIONS IN INCHES.

REVISED - 10-14-11

GENERAL NOTES

SIGN PANELS AND FACE MATERIALS SHALL BE ACCORDING TO SECTION 720 OF THE STANDARD SPECIFICATIONS. METAL POSTS SHALL BE IN ACCORDANCE WITH STD. 720011.

ALL MOUNTING HARDWARE SHALL BE ALUMINUM, STAINLESS STEEL, ZINC OR CADMIUM PLATED STEEL AND SHALL BE INCLUDED TO THE COST OF THE INSTALLATION.

ALL DIMENSIONS ARE IN INCHES UNLESS OTHERWISE NOTED.

ROUGH GROOVED SURFACE SIGN 91.2

STOP LINE SIGN FOR TEMPORARY SIGNALS



SIZE: 24 x 24

4 CAPITAL LETTERS - BLACK

1/2 BORDER - BLACK

WHITE REFLECTIVE - TYPE AP
HIGH INTENSITY PRISMATIC SHEETING

GENERAL NOTE:

THIS SIGN SHALL BE INSTALLED AT THE STOP LINE AS DIRECTED BY ENGINEER.

ALL DIMENSIONS ARE IN INCHES UNLESS OTHERWISE NOTED.

REVISED - 10-11-11

STOP LINE SIGN FOR TEMPORARY SIGNALS 99.4