

# **BID PROPOSAL INSTRUCTIONS**

**ABOUT IDOT PROPOSALS:** All proposals are potential bidding proposals. Each proposal contains all certifications and affidavits, a proposal signature sheet and a proposal bid bond.

## **PREQUALIFICATION**

Any contractor who desires to become pre-qualified to bid on work advertised by IDOT must submit the properly completed pre-qualification forms to the Bureau of Construction no later than 4:30 p.m. prevailing time twenty-one days prior to the letting of interest. This pre-qualification requirement applies to first time contractors, contractors renewing expired ratings, contractors maintaining continuous pre-qualification or contractors requesting revised ratings. To be eligible to bid, existing pre-qualification ratings must be effective through the date of letting.

## **WHO CAN BID ?**

Bids will be accepted from only those companies that request and receive written Authorization to Bid from IDOT's Central Bureau of Construction.

## **REQUESTS FOR AUTHORIZATION TO BID**

Contractors wanting to bid on items included in a particular letting must submit the properly completed "Request for Authorization to Bid/or Not For Bid Status" (BDE 124) and the ORIGINAL "Affidavit of Availability" (BC 57) to the proper office no later than 4:30 p.m. prevailing time, three (3) days prior to the letting date.

## **WHAT CONSTITUTES WRITTEN AUTHORIZATION TO BID?**

When a prospective prime bidder submits a "Request for Authorization to Bid/or Not For Bid Status"(BDE 124) he/she must indicate at that time which items are being requested For Bidding purposes. Only those items requested For Bidding will be analyzed. After the request has been analyzed, the bidder will be issued an **Authorization to Bid or Not for Bid Report**, approved by the Central Bureau of Construction and the Chief Procurement Officer that indicates which items have been approved For Bidding. If **Authorization to Bid** cannot be approved, the **Authorization to Bid or Not for Bid Report** will indicate the reason for denial.

## **ABOUT AUTHORIZATION TO BID**

Firms that have not received an Authorization to Bid or Not For Bid Report within a reasonable time of complete and correct original document submittal should contact the Department as to the status. Firms unsure as to authorization status should call the Prequalification Section of the Bureau of Construction at the number listed at the end of these instructions.

## **ADDENDA AND REVISIONS**

It is the bidder's responsibility to determine which, if any, addenda or revisions pertain to any project they may be bidding. Failure to incorporate all relevant addenda or revisions may cause the bid to be declared unacceptable.

Each addendum or revision will be included with the Electronic Plans and Proposals. Addenda and revisions will also be placed on the Addendum/Revision Checklist and each subscription service subscriber will be notified by e-mail of each addendum and revision issued.

The Internet is the Department's primary way of doing business. The subscription service emails are an added courtesy the Department provides. It is suggested that bidders check IDOT's website at <http://www.dot.il.gov/desenv/delett.html> before submitting final bid information.

***IDOT IS NOT RESPONSIBLE FOR ANY E-MAIL FAILURES.***

Addenda questions may be directed to the Contracts Office at (217)782-7806 or [DOT.D&Econtracts@illinois.gov](mailto:DOT.D&Econtracts@illinois.gov)

Technical questions about downloading these files may be directed to Tim Garman at (217)524-1642 or [Timothy.Garman@illinois.gov](mailto:Timothy.Garman@illinois.gov).

## **STANDARD GUIDELINES FOR SUBMITTING BIDS**

- All pages should be single sided.
- Use the Cover Page that is provided in the Bid Proposal (posted on the IDOT Web Site) as the first page of your submitted bid. It has the item number in large bold type in the upper left-hand corner and lines provided for your company name and address in the upper right-hand corner.
- Do not use report covers, presentation folders or special bindings and do not staple multiple times on left side like a book. Use only 1 staple in the upper left hand corner. Make sure all elements of your bid are stapled together including the bid bond or guaranty check (if required).
- Do not include any certificates of eligibility, your authorization to bid, Addendum Letters or affidavit of availability.
- Do not include the Subcontractor Documentation with your bid (pages i – iii and pages a – g). This documentation is required only if you are awarded the project.
- Use the envelope cover sheet (provided with the proposal) as the cover for the proposal envelope.
- Do not rely on overnight services to deliver your proposal prior to 10 AM on letting day. It will not be read if it is delivered after 10 AM.
- Do not submit your Substance Abuse Prevention Program (SAPP) with your bid. If you are awarded the contract this form is to be submitted to the district engineer at the pre-construction conference.

## **BID SUBMITTAL CHECKLIST**

- Cover page** (the sheet that has the item number on it) – This should be the first page of your bid proposal, **followed by your bid (the Schedule of Prices/Pay Items)**. If you are using special software or CBID to generate your schedule of prices, do not include the blank pages of the schedule of prices that came with the proposal package.
- Page 4 (Item 9)** – Check “YES” if you will use a subcontractor(s) with an annual value over \$50,000. Include the subcontractor(s) name, address, general type of work to be performed and the dollar amount. If you will use subcontractor(s) but are uncertain who or the dollar amount; check “YES” but leave the lines blank.
- After page 4** – Insert the following documents: The **Illinois Office Affidavit** (Not applicable to federally funded projects) followed by Cost Adjustments for Steel, Bituminous and Fuel (if applicable) and the Contractor Letter of Assent (if applicable). The general rule should be, if you don’t know where it goes, put it after page 4.
- Page 10 (Paragraph J)** – Check “YES” or “NO” whether your company has any business in Iran.
- Page 10 (Paragraph K)** – (Not applicable to federally funded projects) List the name of the apprenticeship and training program sponsor holding the certificate of registration from the US Department of Labor. If no applicable program exists, please indicate the work/job category **Your bid will not be read if this is not completed.** Do not include certificates with your bid. Keep the certificates in your office in case they are requested by IDOT.
- Page 11 (Paragraph L)** – A copy of your State Board of Elections certificate of registration is no longer required with your bid.
- Page 11 (Paragraph M)** – Indicate if your company has hired a lobbyist in connection with the job for which you are submitting the bid proposal.
- Page 12 (Paragraph C)** – This is a work sheet to determine if a completed Form A is required. It is not part of the form and you do not need to make copies for each completed Form A.
- Pages 14-17 (Form A)** – One Form A (4 pages) is required for each applicable person in your company. Copies of the forms can be used and only need to be changed when the information changes. The certification signature and date must be original for each letting. **Do not staple the forms together.** If you answered “NO” to all of the questions in Paragraph C (page 12), complete the first section (page 14) with your company information and then sign and date the Not Applicable statement on page 17.
- Page 18 (Form B)** - If you check “YES” to having other current or pending contracts it is acceptable to use the phrase, “See Affidavit of Availability on file”. **Ownership Certification** (at the bottom of the page) - Check N/A if the Form A(s) you submitted accounts for 100 percent of the company ownership. Check YES if any percentage of ownership falls outside of the parameters that require reporting on the Form A. Checking NO indicates that the Form A(s) you submitted is not correct and you will be required to submit a revised Form A.
- Page 20 (Workforce Projection)** – Be sure to include the Duration of the Project. It is acceptable to use the phrase “Per Contract Specifications”.

**Proposal Bid Bond** – (Insert after the proposal signature page) Submit your proposal Proposal Bid Bond (if applicable) using the current Proposal Bid Bond form provided in the proposal package. The Power of Attorney page should be stapled to the Proposal Bid Bond. If you are using an electronic bond, include your bid bond number on the Proposal Bid Bond and attach the Proof of Insurance printed from the Surety’s Web Site.

**Disadvantaged Business Utilization Plan and/or Good Faith Effort** – The last items in your bid should be the DBE Utilization Plan (SBE 2026), followed by the DBE Participation Statement (SBE 2025) and supporting paperwork. If you have documentation of a Good Faith Effort, it is to follow the SBE Forms.

**The Bid Letting is now available in streaming Audio/Video from the IDOT Web Site.** A link to the stream will be placed on the main page of the current letting on the day of the Letting. The stream will not begin until 10 AM. The actual reading of the bids does not begin until approximately 10:30 AM.

Following the Letting, the As-Read Tabulation of Bids will be posted by the end of the day. You will find the link on the main Web page for the current letting.

**QUESTIONS: pre-letting up to execution of the contract**

Contractor pre-qualification .....	217-782-3413
Small Business, Disadvantaged Business Enterprise (DBE) .....	217-785-4611
Contracts, Bids, Letting process or Internet downloads .....	217-782-7806
Estimates Unit.....	217-785-3483
Aeronautics.....	217-785-8515
IDNR (Land Reclamation, Water Resources, Natural Resources).....	217-782-6302

**QUESTIONS: following contract execution**

Subcontractor documentation, payments .....	217-782-3413
Railroad Insurance .....	217-785-0275

# 37

RETURN WITH BID

Proposal Submitted By
Name
Address
City

Letting January 17, 2014

**NOTICE TO PROSPECTIVE BIDDERS**

This proposal can be used for bidding purposes by only those companies that request and receive written AUTHORIZATION TO BID from IDOT's Central Bureau of Construction.

**BIDDERS NEED NOT RETURN THE ENTIRE PROPOSAL**

# Notice to Bidders, Specifications, Proposal, Contract and Contract Bond



**Illinois Department  
of Transportation**

Springfield, Illinois 62764

Contract No. 66B19  
LASALLE County  
Section (110)BR-1,2,3  
Route FAP 786  
Project ACF-0786(012)  
District 3 Construction Funds

PLEASE MARK THE APPROPRIATE BOX BELOW:

- A Bid Bond is included.
- A Cashier's Check or a Certified Check is included

Prepared by

F

Checked by

(Printed by authority of the State of Illinois)

**Page intentionally left blank**

RETURN WITH BID



PROPOSAL

TO THE DEPARTMENT OF TRANSPORTATION

1. Proposal of \_\_\_\_\_

\_\_\_\_\_

Taxpayer Identification Number (Mandatory) \_\_\_\_\_

For the improvement identified and advertised for bids in the Invitation for Bids as:

**Contract No. 66B19  
LASALLE County  
Section (110)BR-1,2,3  
Project ACF-0786(012)  
Route FAP 786  
District 3 Construction Funds**

**Replacing 3 existing structures located along IL 170 (SN050-0143, 0156 & 0072) 5.9 miles, 7.0 miles and 8.0 miles south of US 6 in LaSalle County.**

2. The undersigned bidder will furnish all labor, material and equipment to complete the above described project in a good and workmanlike manner as provided in the contract documents provided by the Department of Transportation. This proposal will become part of the contract and the terms and conditions contained in the contract documents will govern performance and payments.

**RETURN WITH BID**

3. **ASSURANCE OF EXAMINATION AND INSPECTION/WAIVER.** The undersigned bidder further declares that he/she has carefully examined the proposal, plans, specifications, addenda form of contract and contract bond, and special provisions, and that he/she has inspected in detail the site of the proposed work, and that he/she has familiarized themselves with all of the local conditions affecting the contract and the detailed requirements of construction, and understands that in making this bid proposal he/she waives all right to plead any misunderstanding regarding the same.
  
4. **EXECUTION OF CONTRACT AND CONTRACT BOND.** The undersigned bidder further agrees to execute a contract for this work and present the same to the department within fifteen (15) days after the contract has been mailed to him/her. The undersigned further agrees that he/she and his/her surety will execute and present within fifteen (15) days after the contract has been mailed to him/her contract bond satisfactory to and in the form prescribed by the Department of Transportation, in the penal sum of the full amount of the contract, or as specified in the special provisions, guaranteeing the faithful performance of the work in accordance with the terms of the contract.
  
5. **PROPOSAL GUARANTY.** Accompanying this proposal is either a bid bond on the department form, executed by a corporate surety company satisfactory to the department, or a proposal guaranty check consisting of a bank cashier's check or a properly certified check for not less than 5 per cent of the amount bid or for the amount specified in the following schedule:

<u>Amount of Bid</u>		<u>Proposal Guaranty</u>	<u>Amount of Bid</u>		<u>Proposal Guaranty</u>	
Up to	\$5,000 .....	\$150	\$2,000,000	to	\$3,000,000 .....	\$100,000
\$5,000	to \$10,000 .....	\$300	\$3,000,000	to	\$5,000,000 .....	\$150,000
\$10,000	to \$50,000 .....	\$1,000	\$5,000,000	to	\$7,500,000 .....	\$250,000
\$50,000	to \$100,000 .....	\$3,000	\$7,500,000	to	\$10,000,000 .....	\$400,000
\$100,000	to \$150,000 .....	\$5,000	\$10,000,000	to	\$15,000,000 .....	\$500,000
\$150,000	to \$250,000 .....	\$7,500	\$15,000,000	to	\$20,000,000 .....	\$600,000
\$250,000	to \$500,000 .....	\$12,500	\$20,000,000	to	\$25,000,000 .....	\$700,000
\$500,000	to \$1,000,000 .....	\$25,000	\$25,000,000	to	\$30,000,000 .....	\$800,000
\$1,000,000	to \$1,500,000 .....	\$50,000	\$30,000,000	to	\$35,000,000 .....	\$900,000
\$1,500,000	to \$2,000,000 .....	\$75,000	over		\$35,000,000 .....	\$1,000,000

Bank cashier's checks or properly certified checks accompanying bid proposals will be made payable to the Treasurer, State of Illinois.

If a combination bid is submitted, the proposal guaranties which accompany the individual bid proposals making up the combination will be considered as also covering the combination bid.

The amount of the proposal guaranty check is \_\_\_\_\_ \$( \_\_\_\_\_ ). If this proposal is accepted and the undersigned will fail to execute a contract bond as required herein, it is hereby agreed that the amount of the proposal guaranty will become the property of the State of Illinois, and shall be considered as payment of damages due to delay and other causes suffered by the State because of the failure to execute said contract and contract bond; otherwise, the bid bond will become void or the proposal guaranty check will be returned to the undersigned.

<b>Attach Cashier's Check or Certified Check Here</b>	
In the event that one proposal guaranty check is intended to cover two or more bid proposals, the amount must be equal to the sum of the proposal guaranties which would be required for each individual bid proposal. If the guaranty check is placed in another bid proposal, state below where it may be found.	
The proposal guaranty check will be found in the bid proposal for:	Item _____
	Section No. _____
	County _____

**Mark the proposal cover sheet as to the type of proposal guaranty submitted.**

**RETURN WITH BID**

6. **COMBINATION BIDS.** The undersigned bidder further agrees that if awarded the contract for the sections contained in the following combination, he/she will perform the work in accordance with the requirements of each individual contract comprising the combination bid specified in the schedule below, and that the combination bid shall be prorated against each section in proportion to the bid submitted for the same. If an error is found to exist in the gross sum bid for one or more of the individual sections included in a combination, the combination bid shall be corrected as provided in the specifications.

**When a combination bid is submitted, the schedule below must be completed in each proposal comprising the combination.**

**If alternate bids are submitted for one or more of the sections comprising the combination, a combination bid must be submitted for each alternate.**

**Schedule of Combination Bids**

Combination No.	Sections Included in Combination	Combination Bid	
		Dollars	Cents

7. **SCHEDULE OF PRICES.** The undersigned bidder submits herewith, in accordance with the rules and instructions, a schedule of prices for the items of work for which bids are sought. The unit prices bid are in U.S. dollars and cents, and all extensions and summations have been made. The bidder understands that the quantities appearing in the bid schedule are approximate and are provided for the purpose of obtaining a gross sum for the comparison of bids. If there is an error in the extension of the unit prices, the unit prices will govern. Payment to the contractor awarded the contract will be made only for actual quantities of work performed and accepted or materials furnished according to the contract. The scheduled quantities of work to be done and materials to be furnished may be increased, decreased or omitted as provided elsewhere in the contract.
8. **AUTHORITY TO DO BUSINESS IN ILLINOIS.** Section 20-43 of the Illinois Procurement Code (the Code) (30 ILCS 500/20-43) provides that a person (other than an individual acting as a sole proprietor) must be a legal entity authorized to do business in the State of Illinois prior to submitting the bid.
9. **EXECUTION OF CONTRACT:** The Department of Transportation will, in accordance with the rules governing Department procurements, execute the contract and shall be the sole entity having the authority to accept performance and make payments under the contract. Execution of the contract by the Chief Procurement Officer (CPO) or the State Purchasing Officer (SPO) is for approval of the procurement process and execution of the contract by the Department. Neither the CPO nor the SPO shall be responsible for administration of the contract or determinations respecting performance or payment there under except as otherwise permitted in the Code.
10. **The services of a subcontractor will be used.**

Check box Yes   
 Check box No

For known subcontractors with subcontracts with an annual value of more than \$50,000, the contract shall include their name, address, general type of work to be performed, and the dollar allocation for each subcontractor.  
 (30 ILCS 500/20-120)

---



---



ILLINOIS DEPARTMENT OF TRANSPORTATION  
 SCHEDULE OF PRICES  
 CONTRACT  
 NUMBER -

66B19

State Job # - C-93-020-13

Project Number  
 ACF-0786/012/

Route  
 FAP 786

County Name - LASALLE- -

Code - 99 - -

District - 3 - -

Section Number - (110)BR-1,2,3

Item Number	Pay Item Description	Unit of Measure	Quantity	x	Unit Price	=	Total Price
X0324455	DRILL/SET SOLD P SOIL	CU FT	537.000				
X4060110	BIT MATLS PR CT	POUND	4,313.000				
X7010216	TRAF CONT & PROT SPL	L SUM	1.000				
Z0007118	UNTREATED TIMBER LAG	SQ FT	177.000				
Z0026402	FUR SOLDIER PILES HP	FOOT	171.000				
Z0030850	TEMP INFO SIGNING	SQ FT	42.500				
20200100	EARTH EXCAVATION	CU YD	704.000				
20400800	FURNISHED EXCAVATION	CU YD	1,221.000				
20700220	POROUS GRAN EMBANK	CU YD	1,436.000				
25000210	SEEDING CL 2A	ACRE	2.400				
25000400	NITROGEN FERT NUTR	POUND	219.000				
25000500	PHOSPHORUS FERT NUTR	POUND	219.000				
25000600	POTASSIUM FERT NUTR	POUND	219.000				
25100635	HD EROS CONTR BLANKET	SQ YD	11,761.000				
28000250	TEMP EROS CONTR SEED	POUND	486.000				

ILLINOIS DEPARTMENT OF TRANSPORTATION  
 SCHEDULE OF PRICES  
 CONTRACT  
 NUMBER -

66B19

State Job # - C-93-020-13

County Name - LASALLE- -

Code - 99 - -

District - 3 - -

Section Number - (110)BR-1,2,3

Project Number

ACF-0786/012/

Route

FAP 786

Item Number	Pay Item Description	Unit of Measure	Quantity	x	Unit Price	=	Total Price
28000305	TEMP DITCH CHECKS	FOOT	360.000				
28000400	PERIMETER EROS BAR	FOOT	443.000				
28100107	STONE RIPRAP CL A4	SQ YD	1,152.000				
28200200	FILTER FABRIC	SQ YD	1,152.000				
35100300	AGG BASE CSE A 4	SQ YD	578.000				
35501343	HMA BASE CSE 15	SQ YD	578.000				
40200800	AGG SURF CSE B	TON	77.000				
40600400	MIX CR JTS FLANGEWYS	TON	2.000				
40600525	LEV BIND HM N50	TON	3.000				
40600625	LEV BIND MM N50	TON	268.000				
40600982	HMA SURF REM BUTT JT	SQ YD	1,560.000				
40600990	TEMPORARY RAMP	SQ YD	54.000				
40603310	HMA SC "C" N50	TON	537.000				
44000100	PAVEMENT REM	SQ YD	360.000				
48101200	AGGREGATE SHLDS B	TON	32.000				

ILLINOIS DEPARTMENT OF TRANSPORTATION  
 SCHEDULE OF PRICES  
 CONTRACT  
 NUMBER -

66B19

State Job # - C-93-020-13

Project Number  
 ACF-0786/012/

Route  
 FAP 786

County Name - LASALLE- -

Code - 99 - -

District - 3 - -

Section Number - (110)BR-1,2,3

Item Number	Pay Item Description	Unit of Measure	Quantity	x	Unit Price	=	Total Price
48203029	HMA SHOULDERS 8	SQ YD	1,213.000				
50100300	REM EXIST STRUCT N1	EACH	1.000				
50100400	REM EXIST STRUCT N2	EACH	1.000				
50100500	REM EXIST STRUCT N3	EACH	1.000				
50105220	PIPE CULVERT REMOV	FOOT	48.000				
50200100	STRUCTURE EXCAVATION	CU YD	41.200				
50300225	CONC STRUCT	CU YD	14.600				
50500505	STUD SHEAR CONNECTORS	EACH	54.000				
50800205	REINF BARS, EPOXY CTD	POUND	53,970.000				
51500100	NAME PLATES	EACH	3.000				
54001001	BOX CUL END SEC C1	EACH	2.000				
54001002	BOX CUL END SEC C2	EACH	2.000				
54003000	CONC BOX CUL	CU YD	227.000				
54010909	PCBC 9X9	FOOT	114.000				
54011007	PCBC 10X7	FOOT	96.000				

ILLINOIS DEPARTMENT OF TRANSPORTATION  
 SCHEDULE OF PRICES  
 CONTRACT  
 NUMBER -

66B19

State Job # - C-93-020-13

County Name - LASALLE- -

Code - 99 - -

District - 3 - -

Section Number - (110)BR-1,2,3

Project Number  
 ACF-0786/012/

Route  
 FAP 786

Item Number	Pay Item Description	Unit of Measure	Quantity	x	Unit Price	=	Total Price
542D0223	P CUL CL D 1 18	FOOT	102.000				
54213453	END SECTIONS 18	EACH	4.000				
59100100	GEOCOMPOSITE WALL DR	SQ YD	3.500				
63000001	SPBGR TY A 6FT POSTS	FOOT	680.000				
63000025	SPBGR ATTACH TO STR	FOOT	194.000				
63100169	TR BAR TRM T1 SPL FLR	EACH	12.000				
63200310	GUARDRAIL REMOV	FOOT	2,451.000				
66600105	FUR ERECT ROW MARKERS	EACH	15.000				
67000400	ENGR FIELD OFFICE A	CAL MO	6.000				
67100100	MOBILIZATION	L SUM	1.000				
70100460	TRAF CONT-PROT 701306	L SUM	1.000				
70300100	SHORT TERM PAVT MKING	FOOT	578.000				
70300220	TEMP PVT MK LINE 4	FOOT	3,850.000				
70300240	TEMP PVT MK LINE 6	FOOT	481.000				
70301000	WORK ZONE PAVT MK REM	SQ FT	192.000				

ILLINOIS DEPARTMENT OF TRANSPORTATION  
 SCHEDULE OF PRICES  
 CONTRACT  
 NUMBER -

66B19

State Job # - C-93-020-13

County Name - LASALLE-

Code - 99 - -

District - 3 - -

Section Number - (110)BR-1,2,3

Project Number  
 ACF-0786/012/

Route  
 FAP 786

Item Number	Pay Item Description	Unit of Measure	Quantity	x	Unit Price	=	Total Price
78001110	PAINT PVT MK LINE 4	FOOT	7,700.000				
78001130	PAINT PVT MK LINE 6	FOOT	963.000				
78100100	RAISED REFL PAVT MKR	EACH	24.000				
78200410	GUARDRAIL MKR TYPE A	EACH	24.000				
78201000	TERMINAL MARKER - DA	EACH	12.000				
78300200	RAISED REF PVT MK REM	EACH	24.000				

**CONTRACT NUMBER**

**66B19**

**THIS IS THE TOTAL BID**

**\$ \_\_\_\_\_**

**NOTES:**

- 1. Each PAY ITEM should have a UNIT PRICE and a TOTAL PRICE.**
- 2. The UNIT PRICE shall govern if no TOTAL PRICE is shown or if there is a discrepancy between the product of the UNIT PRICE multiplied by the QUANTITY.**
- 3. If a UNIT PRICE is omitted, the TOTAL PRICE will be divided by the QUANTITY in order to establish a UNIT PRICE.**
- 4. A bid may be declared UNACCEPTABLE if neither a unit price nor a total price is shown.**

## RETURN WITH BID

### **STATE REQUIRED ETHICAL STANDARDS GOVERNING CONTRACT PROCUREMENT: ASSURANCES, CERTIFICATIONS AND DISCLOSURES**

#### I. GENERAL

A. Article 50 of the Code establishes the duty of all State CPOs, SPOs, and their designees to maximize the value of the expenditure of public moneys in procuring goods, services, and contracts for the State of Illinois and to act in a manner that maintains the integrity and public trust of State government. In discharging this duty, they are charged by law to use all available information, reasonable efforts, and reasonable actions to protect, safeguard, and maintain the procurement process of the State of Illinois.

B. In order to comply with the provisions of Article 50 and to carry out the duty established therein, all bidders are to adhere to ethical standards established for the procurement process, and to make such assurances, disclosures and certifications required by law. Except as otherwise required in subsection III, paragraphs J-M, by execution of the Proposal Signature Sheet, the bidder indicates that each of the mandated assurances have been read and understood, that each certification is made and understood, and that each disclosure requirement has been understood and completed.

C. In addition to all other remedies provided by law, failure to comply with any assurance, failure to make any disclosure or the making of a false certification shall be grounds for the CPO to void the contract, and may result in the suspension or debarment of the bidder or subcontractor. If a false certification is made by a subcontractor the contractor's submitted bid and the executed contract may not be declared void unless the contractor refuses to terminate the subcontract upon the State's request after a finding that the subcontractor's certification was false.

I acknowledge, understand and accept these terms and conditions.

#### II. ASSURANCES

The assurances hereinafter made by the bidder are each a material representation of fact upon which reliance is placed should the Department enter into the contract with the bidder.

##### A. Conflicts of Interest

Section 50-13. Conflicts of Interest.

(a) Prohibition. It is unlawful for any person holding an elective office in this State, holding a seat in the General Assembly, or appointed to or employed in any of the offices or agencies of state government and who receives compensation for such employment in excess of 60% of the salary of the Governor of the State of Illinois, or who is an officer or employee of the Capital Development Board or the Illinois State Toll Highway Authority, or who is the spouse or minor child of any such person to have or acquire any contract, or any direct pecuniary interest in any contract therein, whether for stationery, printing, paper, or any services, materials, or supplies, that will be wholly or partially satisfied by the payment of funds appropriated by the General Assembly of the State of Illinois or in any contract of the Capital Development Board or the Illinois State Toll Highway Authority.

(b) Interests. It is unlawful for any firm, partnership, association or corporation, in which any person listed in subsection (a) is entitled to receive (i) more than 7 1/2% of the total distributable income or (ii) an amount in excess of the salary of the Governor, to have or acquire any such contract or direct pecuniary interest therein.

(c) Combined interests. It is unlawful for any firm, partnership, association, or corporation, in which any person listed in subsection (a) together with his or her spouse or minor children is entitled to receive (i) more than 15%, in the aggregate, of the total distributable income or (ii) an amount in excess of 2 times the salary of the Governor, to have or acquire any such contract or direct pecuniary interest therein.

(d) Securities. Nothing in this Section invalidates the provisions of any bond or other security previously offered or to be offered for sale or sold by or for the State of Illinois.

(e) Prior interests. This Section does not affect the validity of any contract made between the State and an officer or employee of the State or member of the General Assembly, his or her spouse, minor child or any combination of those persons if that contract was in existence before his or her election or employment as an officer, member, or employee. The contract is voidable, however, if it cannot be completed within 365 days after the officer, member, or employee takes office or is employed.

The current salary of the Governor is \$177,412.00. Sixty percent of the salary is \$106,447.20.

## RETURN WITH BID

The bidder assures the Department that the award and execution of the contract would not cause a violation of Section 50-13, or that an effective exemption has been issued by the Board of Ethics to any individual subject to the Section 50-13 prohibitions pursuant to the provisions of Section 50-20 of the Code. Information concerning the exemption process is available from the Department upon request.

### **B. Negotiations**

Section 50-15. Negotiations.

It is unlawful for any person employed in or on a continual contractual relationship with any of the offices or agencies of State government to participate in contract negotiations on behalf of that office or agency with any firm, partnership, association, or corporation with whom that person has a contract for future employment or is negotiating concerning possible future employment.

The bidder assures the Department that the award and execution of the contract would not cause a violation of Section 50-15, and that the bidder has no knowledge of any facts relevant to the kinds of acts prohibited therein.

### **C. Inducements**

Section 50-25. Inducement.

Any person who offers or pays any money or other valuable thing to any person to induce him or her not to bid for a State contract or as recompense for not having bid on a State contract is guilty of a Class 4 felony. Any person who accepts any money or other valuable thing for not bidding for a State contract or who withholds a bid in consideration of the promise for the payment of money or other valuable thing is guilty of a Class 4 felony.

The bidder assures the Department that the award and execution of the contract would not cause a violation of Section 50-25, and that the bidder has no knowledge of any facts relevant to the kinds of acts prohibited therein.

### **D. Revolving Door Prohibition**

Section 50-30. Revolving door prohibition.

CPOs, SPOs, procurement compliance monitors, their designees whose principal duties are directly related to State procurement, and executive officers confirmed by the Senate are expressly prohibited for a period of 2 years after terminating an affected position from engaging in any procurement activity relating to the State agency most recently employing them in an affected position for a period of at least 6 months. The prohibition includes, but is not limited to: lobbying the procurement process; specifying; bidding; proposing bid, proposal, or contract documents; on their own behalf or on behalf of any firm, partnership, association, or corporation. This Section applies only to persons who terminate an affected position on or after January 15, 1999.

The bidder assures the Department that the award and execution of the contract would not cause a violation of Section 50-30, and that the bidder has no knowledge of any facts relevant to the kinds of acts prohibited therein.

### **E. Reporting Anticompetitive Practices**

Section 50-40. Reporting anticompetitive practices.

When, for any reason, any vendor, bidder, contractor, CPO, SPO, designee, elected official, or State employee suspects collusion or other anticompetitive practice among any bidders, offerors, contractors, proposers, or employees of the State, a notice of the relevant facts shall be transmitted to the Attorney General and the CPO.

The bidder assures the Department that it has not failed to report any relevant facts concerning the practices addressed in Section 50-40 which may involve the contract for which the bid is submitted.

### **F. Confidentiality**

Section 50-45. Confidentiality.

Any CPO, SPO, designee, or executive officer who willfully uses or allows the use of specifications, competitive bid documents, proprietary competitive information, proposals, contracts, or selection information to compromise the fairness or integrity of the procurement, bidding, or contract process shall be subject to immediate dismissal, regardless of the Personnel code, any contract, or any collective bargaining agreement, and may in addition be subject to criminal prosecution.

The bidder assures the Department that it has no knowledge of any fact relevant to the practices addressed in Section 50-45 which may involve the contract for which the bid is submitted.



## RETURN WITH BID

### G. Insider Information

Section 50-50. Insider information.

It is unlawful for any current or former elected or appointed State official or State employee to knowingly use confidential information available only by virtue of that office or employment for actual or anticipated gain for themselves or another person.

The bidder assures the Department that it has no knowledge of any facts relevant to the practices addressed in Section 50-50 which may involve the contract for which the bid is submitted.

I acknowledge, understand and accept these terms and conditions for the above assurances.

### III. CERTIFICATIONS

The certifications hereinafter made by the bidder are each a material representation of fact upon which reliance is placed should the Department enter into the contract with the bidder. Section 50-2 of the Code provides that every person that has entered into a multi-year contract and every subcontractor with a multi-year subcontract shall certify, by July 1 of each fiscal year covered by the contract after the initial fiscal year, to the responsible CPO whether it continues to satisfy the requirements of Article 50 pertaining to the eligibility for a contract award. If a contractor or subcontractor is not able to truthfully certify that it continues to meet all requirements, it shall provide with its certification a detailed explanation of the circumstances leading to the change in certification status. A contractor or subcontractor that makes a false statement material to any given certification required under Article 50 is, in addition to any other penalties or consequences prescribed by law, subject to liability under the Whistleblower Reward and Protection Act for submission of a false claim.

#### A. Bribery

Section 50-5. Bribery.

(a) Prohibition. No person or business shall be awarded a contract or subcontract under this Code who:

(1) has been convicted under the laws of Illinois or any other state of bribery or attempting to bribe an officer or employee of the State of Illinois or any other state in that officer's or employee's official capacity; or

(2) has made an admission of guilt of that conduct that is a matter of record but has not been prosecuted for that conduct.

(b) Businesses. No business shall be barred from contracting with any unit of State or local government, or subcontracting under such a contract, as a result of a conviction under this Section of any employee or agent of the business if the employee or agent is no longer employed by the business and:

(1) the business has been finally adjudicated not guilty; or

(2) the business demonstrates to the governmental entity with which it seeks to contract, or which is signatory to the contract which the subcontract relates, and that entity finds that the commission of the offense was not authorized, requested, commanded, or performed by a director, officer, or high managerial agent on behalf of the business as provided in paragraph (2) of subsection (a) of Section 5-4 of the Criminal Code of 2012.

(c) Conduct on behalf of business. For purposes of this Section, when an official, agent, or employee of a business committed the bribery or attempted bribery on behalf of the business and in accordance with the direction or authorization of a responsible official of the business, the business shall be chargeable with the conduct.

(d) Certification. Every bid submitted to and contract executed by the State, and every subcontract subject to Section 20-120 of the Code shall contain a certification by the contractor or the subcontractor, respectively, that the contractor or subcontractor is not barred from being awarded a contract or subcontract under this Section and acknowledges that the CPO may declare the related contract void if any certifications required by this Section are false. A contractor who makes a false statement, material to the certification, commits a Class 3 felony.

The contractor or subcontractor certifies that it is not barred from being awarded a contract under Section 50.5.

#### B. Felons

Section 50-10. Felons.

(a) Unless otherwise provided, no person or business convicted of a felony shall do business with the State of Illinois or any State agency, or enter into a subcontract, from the date of conviction until 5 years after the date of completion of the sentence for that felony, unless no person held responsible by a prosecutorial office for the facts upon which the conviction was based continues to have any involvement with the business.

(b) Certification. Every bid submitted to and contract executed by the State and every subcontract subject to Section 20-120 of the Code shall contain a certification by the bidder or contractor or subcontractor, respectively, that the bidder, contractor, or subcontractor is not barred from being awarded a contract or subcontract under this Section and acknowledges that the CPO may declare the related contract void if any of the certifications required by this Section are false.

## RETURN WITH BID

### **C. Debt Delinquency**

Section 50-11 and 50-12. Debt Delinquency.

The contractor or bidder or subcontractor, respectively, certifies that it, or any affiliate, is not barred from being awarded a contract or subcontract under the Code. Section 50-11 prohibits a person from entering into a contract with a State agency, or entering into a subcontract, if it knows or should know that it, or any affiliate, is delinquent in the payment of any debt to the State as defined by the Debt Collection Board. Section 50-12 prohibits a person from entering into a contract with a State agency, or entering into a subcontract, if it, or any affiliate, has failed to collect and remit Illinois Use Tax on all sales of tangible personal property into the State of Illinois in accordance with the provisions of the Illinois Use Tax Act. The bidder or contractor or subcontractor, respectively, further acknowledges that the CPO may declare the related contract void if this certification is false or if the bidder, contractor, or subcontractor, or any affiliate, is determined to be delinquent in the payment of any debt to the State during the term of the contract.

### **D. Prohibited Bidders, Contractors and Subcontractors**

Section 50-10.5 and 50-60(c). Prohibited bidders, contractors and subcontractors.

The bidder or contractor or subcontractor, respectively, certifies in accordance with 30 ILCS 500/50-10.5 that no officer, director, partner or other managerial agent of the contracting business has been convicted of a felony under the Sarbanes-Oxley Act of 2002 or a Class 3 or Class 2 felony under the Illinois Securities Law of 1953 or if in violation of Subsection (c) for a period of five years from the date of conviction. Every bid submitted to and contract executed by the State and every subcontract subject to Section 20-120 of the Code shall contain a certification by the bidder, contractor, or subcontractor, respectively, that the bidder, contractor, or subcontractor is not barred from being awarded a contract or subcontract under this Section and acknowledges that the CPO shall declare the related contract void if any of the certifications completed pursuant to this Section are false.

### **E. Section 42 of the Environmental Protection Act**

The bidder or contractor or subcontractor, respectively, certifies in accordance with 30 ILCS 500/50-14 that the bidder, contractor, or subcontractor, is not barred from being awarded a contract or entering into a subcontract under this Section which prohibits the bidding on or entering into contracts with the State of Illinois or a State agency, or entering into any subcontract, that is subject to the Code by a person or business found by a court or the Pollution Control Board to have committed a willful or knowing violation of Section 42 of the Environmental Protection Act for a period of five years from the date of the order. The bidder or contractor or subcontractor, respectively, acknowledges that the CPO may declare the contract void if this certification is false.

### **F. Educational Loan**

Section 3 of the Educational Loan Default Act provides no State agency shall contract with an individual for goods or services if that individual is in default, as defined in Section 2 of this Act, on an educational loan. Any contract used by any State agency shall include a statement certifying that the individual is not in default on an educational loan as provided in this Section.

The bidder, if an individual as opposed to a corporation, partnership or other form of business organization, certifies that the bidder is not in default on an educational loan as provided in Section 3 of the Act.

### **G. Bid-Rigging/Bid Rotating**

Section 33E-11 of the Criminal Code of 2012 provides:

(a) Every bid submitted to and public contract executed pursuant to such bid by the State or a unit of local government shall contain a certification by the prime contractor that the prime contractor is not barred from contracting with any unit of State or local government as a result of a violation of either Section 33E-3 or 33E-4 of this Article.

(b) A contractor who makes a false statement, material to the certification, commits a Class 3 felony.

A violation of Section 33E-3 would be represented by a conviction of the crime of bid-rigging which, in addition to Class 3 felony sentencing, provides that any person convicted of this offense or any similar offense of any state or the United States which contains the same elements as this offense shall be barred for 5 years from the date of conviction from contracting with any unit of State or local government. No corporation shall be barred from contracting with any unit of State or local government as a result of a conviction under this Section of any employee or agent of such corporation if the employee so convicted is no longer employed by the corporation and: (1) it has been finally adjudicated not guilty or (2) if it demonstrates to the governmental entity with which it seeks to contract and that entity finds that the commission of the offense was neither authorized, requested, commanded, nor performed by a director, officer or a high managerial agent in behalf of the corporation.

## RETURN WITH BID

A violation of Section 33E-4 would be represented by a conviction of the crime of bid-rotating which, in addition to Class 2 felony sentencing, provides that any person convicted of this offense or any similar offense of any state or the United States which contains the same elements as this offense shall be permanently barred from contracting with any unit of State or local government. No corporation shall be barred from contracting with any unit of State or local government as a result of a conviction under this Section of any employee or agent of such corporation if the employee so convicted is no longer employed by the corporation and: (1) it has been finally adjudicated not guilty or (2) if it demonstrates to the governmental entity with which it seeks to contract and that entity finds that the commission of the offense was neither authorized, requested, commanded, nor performed by a director, officer or a high managerial agent in behalf of the corporation.

The bidder certifies that it is not barred from contracting with the Department by reason of a violation of either Section 33E-3 or Section 33E-4.

### **H. International Anti-Boycott**

Section 5 of the International Anti-Boycott Certification Act provides every contract entered into by the State of Illinois for the manufacture, furnishing, or purchasing of supplies, material, or equipment or for the furnishing of work, labor, or services, in an amount exceeding the threshold for small purchases according to the purchasing laws of this State or \$10,000.00, whichever is less, shall contain certification, as a material condition of the contract, by which the contractor agrees that neither the contractor nor any substantially-owned affiliated company is participating or shall participate in an international boycott in violation of the provisions of the U.S. Export Administration Act of 1979 or the regulations of the U.S. Department of Commerce promulgated under that Act.

The bidder makes the certification set forth in Section 5 of the Act.

### **I. Drug Free Workplace**

The Illinois "Drug Free Workplace Act" applies to this contract and it is necessary to comply with the provisions of the "Act" if the contractor is a corporation, partnership, or other entity (including a sole proprietorship) which has 25 or more employees.

The bidder certifies that if awarded a contract in excess of \$5,000 it will provide a drug free workplace in compliance with the provisions of the Act.

### **J. Disclosure of Business Operations in Iran**

Section 50-36 of the Code, 30ILCS 500/50-36 provides that each bid, offer, or proposal submitted for a State contract shall include a disclosure of whether or not the Company acting as the bidder, offeror, or proposing entity, or any of its corporate parents or subsidiaries, within the 24 months before submission of the bid, offer, or proposal had business operations that involved contracts with or provision of supplies or services to the Government of Iran, companies in which the Government of Iran has any direct or indirect equity share, consortiums or projects commissioned by the Government of Iran, or companies involved in consortiums or projects commissioned by the Government of Iran and either of the following conditions apply:

- (1) More than 10% of the Company's revenues produced in or assets located in Iran involve oil-related activities or mineral-extraction activities; less than 75% of the Company's revenues produced in or assets located in Iran involve contracts with or provision of oil-related or mineral-extraction products or services to the Government of Iran or a project or consortium created exclusively by that government; and the Company has failed to take substantial action.
- (2) The Company has, on or after August 5, 1996, made an investment of \$20 million or more, or any combination of investments of at least \$10 million each that in the aggregate equals or exceeds \$20 million in any 12-month period, which directly or significantly contributes to the enhancement of Iran's ability to develop petroleum resources of Iran.

The terms "Business operations", "Company", "Mineral-extraction activities", "Oil-related activities", "Petroleum resources", and "Substantial action" are all defined in the Code.

Failure to make the disclosure required by the Code shall cause the bid, offer or proposal to be considered not responsive. The disclosure will be considered when evaluating the bid or awarding the contract. The name of each Company disclosed as doing business or having done business in Iran will be provided to the State Comptroller.

Check the appropriate statement:

Company has no business operations in Iran to disclose.

Company has business operations in Iran as disclosed the attached document.

## RETURN WITH BID

### **K. Apprenticeship and Training Certification (Does not apply to federal aid projects)**

In accordance with the provisions of Section 30-22 (6) of the Code, the bidder certifies that it is a participant, either as an individual or as part of a group program, in the approved apprenticeship and training programs applicable to each type of work or craft that the bidder will perform with its own forces. The bidder further certifies for work that will be performed by subcontract that each of its subcontractors submitted for approval either (a) is, at the time of such bid, participating in an approved, applicable apprenticeship and training program; or (b) will, prior to commencement of performance of work pursuant to this contract, begin participation in an approved apprenticeship and training program applicable to the work of the subcontract. The Department, at any time before or after award, may require the production of a copy of each applicable Certificate of Registration issued by the United States Department of Labor evidencing such participation by the contractor and any or all of its subcontractors. Applicable apprenticeship and training programs are those that have been approved and registered with the United States Department of Labor. The bidder shall list in the space below, the official name of the program sponsor holding the Certificate of Registration for all of the types of work or crafts in which the bidder is a participant and that will be performed with the bidder's forces. Types of work or craft work that will be subcontracted shall be included and listed as subcontract work. The list shall also indicate any type of work or craft job category that does not have an applicable apprenticeship or training program. **The bidder is responsible for making a complete report and shall make certain that each type of work or craft job category that will be utilized on the project as reported on the Construction Employee Workforce Projection (Form BC-1256) and returned with the bid is accounted for and listed.**

**NA-FEDERAL**

---

---

---

The requirements of this certification and disclosure are a material part of the contract, and the contractor shall require this certification provision to be included in all approved subcontracts. In order to fulfill this requirement, it shall not be necessary that an applicable program sponsor be currently taking or that it will take applications for apprenticeship, training or employment during the performance of the work of this contract.

**RETURN WITH BID**

**L. Political Contributions and Registration with the State Board of Elections**

Sections 20-160 and 50-37 of the Code regulate political contributions from business entities and any affiliated entities or affiliated persons bidding on or contracting with the state. Generally under Section 50-37, any business entity, and any affiliated entity or affiliated person of the business entity, whose current year contracts with all state agencies exceed an awarded value of \$50,000, are prohibited from making any contributions to any political committees established to promote the candidacy of the officeholder responsible for the awarding of the contracts or any other declared candidate for that office for the duration of the term of office of the incumbent officeholder or a period 2 years after the termination of the contract, whichever is longer. Any business entity and affiliated entities or affiliated persons whose state contracts in the current year do not exceed an awarded value of \$50,000, but whose aggregate pending bids and proposals on state contracts exceed \$50,000, either alone or in combination with contracts not exceeding \$50,000, are prohibited from making any political contributions to any political committee established to promote the candidacy of the officeholder responsible for awarding the pending contract during the period beginning on the date the invitation for bids or request for proposals is issued and ending on the day after the date of award or selection if the entity was not awarded or selected. Section 20-160 requires certification of registration of affected business entities in accordance with procedures found in Section 9-35 of The Election Code.

By submission of a bid, the contractor business entity acknowledges and agrees that it has read and understands Sections 20-160 and 50-37 of the Code, and that it makes the following certification:

**The undersigned bidder certifies that it has registered as a business with the State Board of Elections and acknowledges a continuing duty to update the registration in accordance with the above referenced statutes. If the business entity is required to register, the CPO shall verify that it is in compliance on the date the bid or proposal is due. The CPO shall not accept a bid or proposal if the business entity is not in compliance with the registration requirements.**

These requirements and compliance with the above referenced statutory sections are a material part of the contract, and any breach thereof shall be cause to void the contract under Section 50-60 of the Code. This provision does not apply to Federal-aid contracts.

**M. Lobbyist Disclosure**

Section 50-38 of the Code requires that any bidder or offeror on a State contract that hires a person required to register under the Lobbyist Registration Act to assist in obtaining a contract shall:

- (i) Disclose all costs, fees, compensation, reimbursements, and other remunerations paid or to be paid to the lobbyist related to the contract,
- (ii) Not bill or otherwise cause the State of Illinois to pay for any of the lobbyist's costs, fees, compensation, reimbursements, or other remuneration, and
- (iii) Sign a verification certifying that none of the lobbyist's costs, fees, compensation, reimbursements, or other remuneration were billed to the State.

This information, along with all supporting documents, shall be filed with the agency awarding the contract and with the Secretary of State. The CPO shall post this information, together with the contract award notice, in the online Procurement Bulletin.

Pursuant to Subsection (c) of this Section, no person or entity shall retain a person or entity to attempt to influence the outcome of a procurement decision made under the Code for compensation contingent in whole or in part upon the decision or procurement. Any person who violates this subsection is guilty of a business offense and shall be fined not more than \$10,000.

Bidder acknowledges that it is required to disclose the hiring of any person required to register pursuant to the Illinois Lobbyist Registration Act (25 ILCS 170) in connection with this contract.

Bidder has not hired any person required to register pursuant to the Illinois Lobbyist Registration Act in connection with this contract.

Or

Bidder has hired the following persons required to register pursuant to the Illinois Lobbyist Registration Act in connection with the contract:

Name and address of person: \_\_\_\_\_  
All costs, fees, compensation, reimbursements and other remuneration paid to said person: \_\_\_\_\_  
\_\_\_\_\_  
\_\_\_\_\_

I acknowledge, understand and accept these terms and conditions for the above certifications.

## RETURN WITH BID

### IV. DISCLOSURES

- A. The disclosures hereinafter made by the bidder are each a material representation of fact upon which reliance is placed should the Department enter into the contract with the bidder. The bidder further certifies that the Department has received the disclosure forms for each bid.

The CPO may void the bid, or contract, respectively, if it is later determined that the bidder or subcontractor rendered a false or erroneous disclosure. A contractor or subcontractor may be suspended or debarred for violations of the Code. Furthermore, the CPO may void the contract and the surety providing the performance bond shall be responsible for completion of the contract.

### B. Financial Interests and Conflicts of Interest

1. Section 50-35 of the Code provides that all bids of more than \$25,000 shall be accompanied by disclosure of the financial interests of the bidder. This disclosed information for the successful bidder, will be maintained as public information subject to release by request pursuant to the Freedom of Information Act, filed with the Procurement Policy Board, and shall be incorporated as a material term of the contract. Furthermore, pursuant to Section 5-5, the Procurement Policy Board may review a proposal, bid, or contract and issue a recommendation to void a contract or reject a proposal or bid based on any violation of the Code or the existence of a conflict of interest as provided in subsections (b) and (d) of Section 50-35.

The financial interests to be disclosed shall include ownership or distributive income share that is in excess of 5%, or an amount greater than 60% of the annual salary of the Governor, of the bidding entity or its parent entity, whichever is less, unless the contractor or bidder is a publicly traded entity subject to Federal 10K reporting, in which case it may submit its 10K disclosure in place of the prescribed disclosure. If a bidder is a privately held entity that is exempt from Federal 10K reporting, but has more than 200 shareholders, it may submit the information that Federal 10K companies are required to report, and list the names of any person or entity holding any ownership share that is in excess of 5%. The disclosure shall include the names, addresses, and dollar or proportionate share of ownership of each person making the disclosure, their instrument of ownership or beneficial relationship, and notice of any potential conflict of interest resulting from the current ownership or beneficial interest of each person making the disclosure having any of the relationships identified in Section 50-35 and on the disclosure form.  
**The current annual salary of the Governor is \$177,412.00.**

In addition, all disclosures shall indicate any other current or pending contracts, proposals, leases, or other ongoing procurement relationships the bidding entity has with any other unit of state government and shall clearly identify the unit and the contract, proposal, lease, or other relationship.

2. Disclosure Forms. Disclosure Form A is attached for use concerning the individuals meeting the above ownership or distributive share requirements. A separate Disclosure Form A must be submitted with the bid for each individual meeting the above requirements. In addition, a second form (Disclosure Form B) provides for the disclosure of current or pending procurement relationships with other (non-IDOT) state agencies and a total ownership certification. **The forms must be included with each bid.**

### C. Disclosure Form Instructions

#### Form A Instructions for Financial Information & Potential Conflicts of Interest

If the bidder is a publicly traded entity subject to Federal 10K reporting, the 10K Report may be submitted to meet the requirements of Form A. If a bidder is a privately held entity that is exempt from Federal 10K reporting, but has more than 200 shareholders, it may submit the information that Federal 10K companies are required to report, and list the names of any person or entity holding any ownership share that is in excess of 5%. If a bidder is not subject to Federal 10K reporting, the bidder must determine if any individuals are required by law to complete a financial disclosure form. To do this, the bidder should answer each of the following questions. A "YES" answer indicates Form A must be completed. If the answer to each of the following questions is "NO", then the NOT APPLICABLE STATEMENT on Form A must be signed and dated by a person that is authorized to execute contracts for the bidding company. Note: These questions are for assistance only and are not required to be completed.

1. Does anyone in your organization have a direct or beneficial ownership share of greater than 5% of the bidding entity or parent entity? YES \_\_\_ NO \_\_\_
2. Does anyone in your organization have a direct or beneficial ownership share of less than 5%, but which has a value greater than 60% of the annual salary of the Governor? YES \_\_\_ NO \_\_\_
3. Does anyone in your organization receive more than 60% of the annual salary of the Governor of the bidding entity's or parent entity's distributive income? YES \_\_\_ NO \_\_\_
4. Does anyone in your organization receive greater than 5% of the bidding entity's or parent entity's total distributive income, but which is less than 60% of the annual salary of the Governor? YES \_\_\_ NO \_\_\_

(Note: Only one set of forms needs to be completed per person per bid even if a specific individual would require a yes answer to more than one question.)

A "YES" answer to any of these questions requires the completion of Form A. The bidder must determine each individual in the bidding entity or the bidding entity's parent company that would cause the questions to be answered "Yes". Each form must be signed and dated by a person that is authorized to execute contracts for your organization. **Photocopied or stamped signatures are not acceptable.** The person signing can be, but does not have to be, the person for which the form is being completed. The bidder is responsible for the accuracy of any information provided.

If the answer to each of the above questions is "NO", then the NOT APPLICABLE STATEMENT of Form A must be signed and dated by a person that is authorized to execute contracts for your company.

## RETURN WITH BID

### **Form B: Instructions for Identifying Other Contracts & Procurement Related Information**

Disclosure Form B must be completed for each bid submitted by the bidding entity. *Note: Checking the NOT APPLICABLE STATEMENT on Form A does not allow the bidder to ignore Form B. Form B must be completed, checked, and dated or the bidder may be considered nonresponsive and the bid will not be accepted.*

The Bidder shall identify, by checking Yes or No on Form B, whether it has any pending contracts (including leases), bids, proposals, or other ongoing procurement relationship with any other (non-IDOT) State of Illinois agency. If "No" is checked, the bidder only needs to complete the check box on the bottom of Form B. If "Yes" is checked, the bidder must do one of the following:

Option I: If the bidder did not submit an Affidavit of Availability to obtain authorization to bid, the bidder must list all non-IDOT State of Illinois agency pending contracts, leases, bids, proposals, and other ongoing procurement relationships. These items may be listed on Form B or on an attached sheet(s). Do not include IDOT contracts. Contracts with cities, counties, villages, etc. are not considered State of Illinois agency contracts and are not to be included. Contracts with other State of Illinois agencies such as the Department of Natural Resources or the Capital Development Board must be included. Bidders who submit Affidavits of Availability are suggested to use Option II.

Option II: If the bidder is required and has submitted an Affidavit of Availability in order to obtain authorization to bid, the bidder may write or type "See Affidavit of Availability" which indicates that the Affidavit of Availability is incorporated by reference and includes all non-IDOT State of Illinois agency pending contracts, leases, bids, proposals, and other ongoing procurement relationships. For any contracts that are not covered by the Affidavit of Availability, the bidder must identify them on Form B or on an attached sheet(s). These might be such things as leases.

RETURN WITH BID

ILLINOIS DEPARTMENT OF TRANSPORTATION

Form A Financial Information & Potential Conflicts of Interest Disclosure

Contractor Name, Legal Address, City, State, Zip, Telephone Number, Email Address, Fax Number (if available)

Disclosure of the information contained in this Form is required by the Section 50-35 of the Code (30 ILCS 500). Vendors desiring to enter into a contract with the State of Illinois must disclose the financial information and potential conflict of interest information as specified in this Disclosure Form. This information shall become part of the publicly available contract file. This Form A must be completed for bids in excess of \$25,000, and for all open-ended contracts. A publicly traded company may submit a 10K disclosure (or equivalent if applicable) in satisfaction of the requirements set forth in Form A. See Disclosure Form Instructions.

The current annual salary of the Governor is \$177,412.00.

DISCLOSURE OF FINANCIAL INFORMATION

- 1. Disclosure of Financial Information. The individual named below has an interest in the BIDDER (or its parent) in terms of ownership or distributive income share in excess of 5%, or an interest which has a value of more than 60% of the annual salary of the Governor. (Make copies of this form as necessary and attach a separate Disclosure Form A for each individual meeting these requirements)

FOR INDIVIDUAL (type or print information) NAME: ADDRESS Type of ownership/distributable income share: stock sole proprietorship Partnership other: (explain on separate sheet): % or \$ value of ownership/distributable income share:

- 2. Disclosure of Potential Conflicts of Interest. Check "Yes" or "No" to indicate which, if any, of the following potential conflict of interest relationships apply. If the answer to any question is "Yes", please attach additional pages and describe.

(a) State employment, currently or in the previous 3 years, including contractual employment of services. Yes \_\_\_ No \_\_\_

If your answer is yes, please answer each of the following questions.

- 1. Are you currently an officer or employee of either the Capitol Development Board or the Illinois State Toll Highway Authority? Yes \_\_\_ No \_\_\_
2. Are you currently appointed to or employed by any agency of the State of Illinois? If you are currently appointed to or employed by any agency of the State of Illinois, and your annual salary exceeds 60% of the annual salary of the Governor provide the name the State agency for which you are employed and your annual salary.



**RETURN WITH BID**

3. If you are currently appointed to or employed by any agency of the State of Illinois, and your annual salary exceeds 60% of the annual salary of the Governor, are you entitled to receive (i) more than 7 1/2% of the total distributable income of your firm, partnership, association or corporation, or (ii) an amount in excess of 100% of the annual salary of the Governor? Yes \_\_\_ No \_\_\_
4. If you are currently appointed to or employed by any agency of the State of Illinois, and your annual salary exceeds 60% of the annual salary of the Governor, are you and your spouse or minor children entitled to receive (i) more than 15% in aggregate of the total distributable income of your firm, partnership, association or corporation, or (ii) an amount in excess of two times the salary of the Governor? Yes \_\_\_ No \_\_\_

---

(b) State employment of spouse, father, mother, son, or daughter, including contractual employment for services in the previous 2 years.

Yes \_\_\_ No \_\_\_

If your answer is yes, please answer each of the following questions.

1. Is your spouse or any minor children currently an officer or employee of the Capitol Development Board or the Illinois State Toll Highway Authority? Yes \_\_\_ No \_\_\_
2. Is your spouse or any minor children currently appointed to or employed by any agency of the State of Illinois? If your spouse or minor children is/are currently appointed to or employed by any agency of the State of Illinois, and his/her annual salary exceeds 60% of the annual salary of the Governor, provide the name of the spouse and/or minor children, the name of the State agency for which he/she is employed and his/her annual salary. \_\_\_\_\_
- 
3. If your spouse or any minor children is/are currently appointed to or employed by any agency of the State of Illinois, and his/her annual salary exceeds 60% of the annual salary of the Governor, are you entitled to receive (i) more than 7 1/2% of the total distributable income of your firm, partnership, association or corporation, or (ii) an amount in excess 100% of the annual salary of the Governor? Yes \_\_\_ No \_\_\_
4. If your spouse or any minor children are currently appointed to or employed by any agency of the State of Illinois, and his/her annual salary exceeds 60% of the annual salary of the Governor, are you and your spouse or any minor children entitled to receive (i) more than 15% in the aggregate of the total distributable income from your firm, partnership, association or corporation, or (ii) an amount in excess of two times the salary of the Governor? Yes \_\_\_ No \_\_\_

---

(c) Elective status; the holding of elective office of the State of Illinois, the government of the United States, any unit of local government authorized by the Constitution of the State of Illinois or the statutes of the State of Illinois currently or in the previous 3 years. Yes \_\_\_ No \_\_\_

---

(d) Relationship to anyone holding elective office currently or in the previous 2 years; spouse, father, mother, son, or daughter. Yes \_\_\_ No \_\_\_

---

(e) Appointive office; the holding of any appointive government office of the State of Illinois, the United State of America, or any unit of local government authorized by the Constitution of the State of Illinois or the statutes of the State of Illinois, which office entitles the holder to compensation in excess of the expenses incurred in the discharge of that office currently or in the previous 3 years. Yes \_\_\_ No \_\_\_

---

(f) Relationship to anyone holding appointive office currently or in the previous 2 years; spouse, father, mother, son, or daughter. Yes \_\_\_ No \_\_\_

---

(g) Employment, currently or in the previous 3 years, as or by any registered lobbyist of the State government. Yes \_\_\_ No \_\_\_

---

**RETURN WITH BID**

(h) Relationship to anyone who is or was a registered lobbyist in the previous 2 years; spouse, father, mother, son, or daughter. Yes \_\_\_ No \_\_\_

---

(i) Compensated employment, currently or in the previous 3 years, by any registered election or reelection committee registered with the Secretary of State or any county clerk of the State of Illinois, or any political action committee registered with either the Secretary of State or the Federal Board of Elections. Yes \_\_\_ No \_\_\_

---

(j) Relationship to anyone; spouse, father, mother, son, or daughter; who was a compensated employee in the last 2 years by any registered election or re-election committee registered with the Secretary of State or any county clerk of the State of Illinois, or any political action committee registered with either the Secretary of State or the Federal Board of Elections. Yes \_\_\_ No \_\_\_

---

**3. Communication Disclosure.**

Disclose the name and address of each lobbyist and other agent of the bidder or offeror who is not identified in Section 2 of this form, who is has communicated, is communicating, or may communicate with any State officer or employee concerning the bid or offer. This disclosure is a continuing obligation and must be promptly supplemented for accuracy throughout the process and throughout the term of the contract. If no person is identified, enter "None" on the line below:

Name and address of person(s): \_\_\_\_\_  
\_\_\_\_\_  
\_\_\_\_\_  
\_\_\_\_\_

**RETURN WITH BID**

**4. Debarment Disclosure.** For each of the persons identified under Sections 2 and 3 of this form, disclose whether any of the following has occurred within the previous 10 years: debarment from contracting with any governmental entity; professional licensure discipline; bankruptcies; adverse civil judgments and administrative findings; and criminal felony convictions. This disclosure is a continuing obligation and must be promptly supplemented for accuracy throughout the procurement process and term of the contract. If no person is identified, enter "None" on the line below:

Name of person(s): \_\_\_\_\_

Nature of disclosure: \_\_\_\_\_  
\_\_\_\_\_  
\_\_\_\_\_

**APPLICABLE STATEMENT**

**This Disclosure Form A is submitted on behalf of the INDIVIDUAL named on previous page. Under penalty of perjury, I certify the contents of this disclosure to be true and accurate to the best of my knowledge.**

Completed by:  \_\_\_\_\_  
Signature of Individual or Authorized Representative Date

**NOT APPLICABLE STATEMENT**

**Under penalty of perjury, I have determined that no individuals associated with this organization meet the criteria that would require the completion of this Form A.**

**This Disclosure Form A is submitted on behalf of the CONTRACTOR listed on the previous page.**

\_\_\_\_\_  
Signature of Authorized Representative Date

The bidder has a continuing obligation to supplement these disclosures under Sec. 50-35 of the Code.

RETURN WITH BID

ILLINOIS DEPARTMENT OF TRANSPORTATION

Form B Other Contracts & Financial Related Information Disclosure

Contractor Name, Legal Address, City, State, Zip, Telephone Number, Email Address, Fax Number (if available)

Disclosure of the information contained in this Form is required by the Section 50-35 of the Code (30 ILCS 500). This information shall become part of the publicly available contract file. This Form B must be completed for bids in excess of \$25,000, and for all open-ended contracts.

DISCLOSURE OF OTHER CONTRACTS AND PROCUREMENT RELATED INFORMATION

1. Identifying Other Contracts & Procurement Related Information. The BIDDER shall identify whether it has any pending contracts (including leases), bids, proposals, or other ongoing procurement relationship with any other State of Illinois agency: Yes \_\_\_ No \_\_\_

If "No" is checked, the bidder only needs to complete the signature box on the bottom of this page.

2. If "Yes" is checked. Identify each such relationship by showing State of Illinois agency name and other descriptive information such as bid or project number (attach additional pages as necessary). SEE DISCLOSURE FORM INSTRUCTIONS:

THE FOLLOWING STATEMENT MUST BE CHECKED

Signature of Authorized Representative, Date

OWNERSHIP CERTIFICATION

Please certify that the following statement is true if the individuals for all submitted Form A disclosures do not total 100% of ownership.

Any remaining ownership interest is held by individuals receiving less than \$106,447.20 of the bidding entity's or parent entity's distributive income or holding less than a 5% ownership interest.

Yes No N/A (Form A disclosure(s) established 100% ownership)

## **RETURN WITH BID**

### **SPECIAL NOTICE TO CONTRACTORS**

The following requirements of the Illinois Department of Human Rights' Rules and Regulations are applicable to bidders on all construction contracts advertised by the Illinois Department of Transportation:

#### **CONSTRUCTION EMPLOYEE UTILIZATION PROJECTION**

- (a) All bidders on construction contracts shall complete and submit, along with and as part of their bids, a Bidder's Employee Utilization Form (Form BC-1256) setting forth a projection and breakdown of the total workforce intended to be hired and/or allocated to such contract work by the bidder including a projection of minority and female employee utilization in all job classifications on the contract project.
- (b) The Department of Transportation shall review the Employee Utilization Form, and workforce projections contained therein, of the contract awardee to determine if such projections reflect an underutilization of minority persons and/or women in any job classification in accordance with the Equal Employment Opportunity Clause and Section 7.2 of the Illinois Department of Human Rights' Rules and Regulations for Public Contracts adopted as amended on September 17, 1980. If it is determined that the contract awardee's projections reflect an underutilization of minority persons and/or women in any job classification, it shall be advised in writing of the manner in which it is underutilizing and such awardee shall be considered to be in breach of the contract unless, prior to commencement of work on the contract project, it submits revised satisfactory projections or an acceptable written affirmative action plan to correct such underutilization including a specific timetable geared to the completion stages of the contract.
- (c) The Department of Transportation shall provide to the Department of Human Rights a copy of the contract awardee's Employee Utilization Form, a copy of any required written affirmative action plan, and any written correspondence related thereto. The Department of Human Rights may review and revise any action taken by the Department of Transportation with respect to these requirements.



**RETURN WITH BID**

**Contract No. 66B19  
LASALLE County  
Section (110)BR-1,2,3  
Project ACF-0786(012)  
Route FAP 786  
District 3 Construction Funds**

**PART II. WORKFORCE PROJECTION - continued**

- B. Included in "Total Employees" under Table A is the total number of **new hires** that would be employed in the event the undersigned bidder is awarded this contract.

The undersigned bidder projects that: (number) \_\_\_\_\_ new hires would be recruited from the area in which the contract project is located; and/or (number) \_\_\_\_\_ new hires would be recruited from the area in which the bidder's principal office or base of operation is located.

- C. Included in "Total Employees" under Table A is a projection of numbers of persons to be employed directly by the undersigned bidder as well as a projection of numbers of persons to be employed by subcontractors.

The undersigned bidder estimates that (number) \_\_\_\_\_ persons will be directly employed by the prime contractor and that (number) \_\_\_\_\_ persons will be employed by subcontractors.

**PART III. AFFIRMATIVE ACTION PLAN**

- A. The undersigned bidder understands and agrees that in the event the foregoing minority and female employee utilization projection included under **PART II** is determined to be an underutilization of minority persons or women in any job category, and in the event that the undersigned bidder is awarded this contract, he/she will, prior to commencement of work, develop and submit a written Affirmative Action Plan including a specific timetable (geared to the completion stages of the contract) whereby deficiencies in minority and/or female employee utilization are corrected. Such Affirmative Action Plan will be subject to approval by the contracting agency and the **Department of Human Rights**.
- B. The undersigned bidder understands and agrees that the minority and female employee utilization projection submitted herein, and the goals and timetable included under an Affirmative Action Plan if required, are deemed to be part of the contract specifications.

Company \_\_\_\_\_ Telephone Number \_\_\_\_\_

Address \_\_\_\_\_

**NOTICE REGARDING SIGNATURE**

The Bidder's signature on the Proposal Signature Sheet will constitute the signing of this form. The following signature block needs to be completed only if revisions are required.

Signature:  \_\_\_\_\_ Title: \_\_\_\_\_ Date: \_\_\_\_\_

- Instructions: All tables must include subcontractor personnel in addition to prime contractor personnel.
- Table A - Include both the number of employees that would be hired to perform the contract work and the total number currently employed (Table B) that will be allocated to contract work, and include all apprentices and on-the-job trainees. The "Total Employees" column should include all employees including all minorities, apprentices and on-the-job trainees to be employed on the contract work.
- Table B - Include all employees currently employed that will be allocated to the contract work including any apprentices and on-the-job trainees currently employed.
- Table C - Indicate the racial breakdown of the total apprentices and on-the-job trainees shown in Table A.

**RETURN WITH BID**

**ADDITIONAL FEDERAL REQUIREMENTS**

In addition to the Required Contract Provisions for Federal-Aid Construction Contracts (FHWA 1273), all bidders make the following certifications.

- A. By the execution of this proposal, the signing bidder certifies that the bidding entity has not, either directly or indirectly, entered into any agreement, participated in any collusion, or otherwise taken any action, in restraint of free competitive bidding in connection with the submitted bid. This statement made by the undersigned bidder is true and correct under penalty of perjury under the laws of the United States.
- B. CERTIFICATION, EQUAL EMPLOYMENT OPPORTUNITY:
1. Have you participated in any previous contracts or subcontracts subject to the equal opportunity clause. YES \_\_\_\_\_ NO \_\_\_\_\_
  2. If answer to #1 is yes, have you filed with the Joint Reporting Committee, the Director of OFCC, any Federal agency, or the former President's Committee on Equal Employment Opportunity, all reports due under the applicable filing requirements of those organizations?  
YES \_\_\_\_\_ NO \_\_\_\_\_



**RETURN WITH BID**

**Contract No. 66B19  
LASALLE County  
Section (110)BR-1,2,3  
Project ACF-0786(012)  
Route FAP 786  
District 3 Construction Funds**

PROPOSAL SIGNATURE SHEET

The undersigned bidder hereby makes and submits this bid on the subject Proposal, thereby assuring the Department that all requirements of the Invitation for Bids and rules of the Department have been met, that there is no misunderstanding of the requirements of paragraph 3 of this Proposal, and that the contract will be executed in accordance with the rules of the Department if an award is made on this bid.

(IF AN INDIVIDUAL)

Firm Name \_\_\_\_\_  
Signature of Owner \_\_\_\_\_  
Business Address \_\_\_\_\_  
\_\_\_\_\_

(IF A CO-PARTNERSHIP)

Firm Name \_\_\_\_\_  
By \_\_\_\_\_  
Business Address \_\_\_\_\_  
Name and Address of All Members of the Firm: \_\_\_\_\_  
\_\_\_\_\_

(IF A CORPORATION)

Corporate Name \_\_\_\_\_  
By \_\_\_\_\_  
Signature of Authorized Representative \_\_\_\_\_  
Typed or printed name and title of Authorized Representative \_\_\_\_\_  
Attest \_\_\_\_\_  
Signature \_\_\_\_\_  
(IF A JOINT VENTURE, USE THIS SECTION FOR THE MANAGING PARTY AND THE SECOND PARTY SHOULD SIGN BELOW)  
Business Address \_\_\_\_\_

(IF A JOINT VENTURE)

Corporate Name \_\_\_\_\_  
By \_\_\_\_\_  
Signature of Authorized Representative \_\_\_\_\_  
Typed or printed name and title of Authorized Representative \_\_\_\_\_  
Attest \_\_\_\_\_  
Signature \_\_\_\_\_  
Business Address \_\_\_\_\_  
\_\_\_\_\_

If more than two parties are in the joint venture, please attach an additional signature sheet.



**Illinois Department  
of Transportation**

**Return with Bid  
(If Applicable)**

**Division of Highways  
Annual Proposal Bid Bond**

This Annual Proposal Bid Bond shall become effective at 12:01 AM (CDST) on \_\_\_\_\_ and shall be valid until \_\_\_\_\_ 11:59 PM (CDST).

KNOW ALL MEN BY THESE PRESENTS, That We \_\_\_\_\_

as PRINCIPAL, and \_\_\_\_\_

as SURETY, and held jointly, severally and firmly bound unto the STATE OF ILLINOIS in the penal sum of 5 percent of the total bid price, or for the amount specified in the bid proposal under "Proposal Guaranty" in effect on the date of the Invitation for Bids, whichever is the lesser sum, well and truly to be paid unto said STATE OF ILLINOIS, for the payment of which we bind ourselves, our heirs, executors, administrators, successors and assigns.

THE CONDITION OF THE FOREGOING OBLIGATION IS SUCH that whereas, the PRINCIPAL may submit bid proposal(s) to the STATE OF ILLINOIS, acting through the Department of Transportation, for various improvements published in the Transportation Bulletin during the effective term indicated above.

NOW, THEREFORE, if the Department shall accept the bid proposal(s) of the PRINCIPAL; and if the PRINCIPAL shall, within the time and as specified in the bidding and contract documents; and if, after award by the Department, the PRINCIPAL shall enter into a contract in accordance with the terms of the bidding and contract documents including evidence of the required insurance coverages and providing such bond as specified with good and sufficient surety for the faithful performance of such contract and for the prompt payment of labor and material furnished in the prosecution thereof; or if, in the event of the failure of the PRINCIPAL to enter into such contract and to give the specified bond, the PRINCIPAL pays to the Department the difference not to exceed the penalty hereof between the amount specified in the bid proposal and such larger amount for which the Department may contract with another party to perform the work covered by said bid proposal, then this obligation shall be null and void, otherwise, it shall remain in full force and effect.

IN THE EVENT the Department determines the PRINCIPAL has failed to comply with any requirement as set forth in the preceding paragraph, then Surety shall pay the penal sum to the Department within fifteen (15) days of written demand therefor. If Surety does not make full payment within such period of time, the Department may bring an action to collect the amount owed. Surety is liable to the Department for all its expenses, including attorney's fees, incurred in any litigation in which it prevails either in whole or in part.

In TESTIMONY WHEREOF, the said PRINCIPAL has caused this instrument to be signed by its officer \_\_\_\_\_ day of \_\_\_\_\_ A.D., \_\_\_\_\_.

In TESTIMONY WHEREOF, the said SURETY has caused this instrument to be signed by its officer \_\_\_\_\_ day of \_\_\_\_\_ A.D., \_\_\_\_\_.

\_\_\_\_\_  
(Company Name)

\_\_\_\_\_  
(Company Name)

By \_\_\_\_\_  
(Signature and Title)

By \_\_\_\_\_  
(Signature of Attorney-in-Fact)

**Notary for PRINCIPAL**

**Notary for SURETY**

STATE OF \_\_\_\_\_  
COUNTY OF \_\_\_\_\_

STATE OF \_\_\_\_\_  
COUNTY OF \_\_\_\_\_

Signed and attested before me on \_\_\_\_\_ (date)  
by \_\_\_\_\_

Signed and attested before me on \_\_\_\_\_ (date)  
by \_\_\_\_\_

(Name of Person)

(Name of Person)

(Seal) \_\_\_\_\_  
(Signature of Notary Public)

(Seal) \_\_\_\_\_  
(Signature of Notary Public)

\_\_\_\_\_  
(Date Commission Expires)

\_\_\_\_\_  
(Date Commission Expires)

In lieu of completing the above section of the Annual Proposal Bid Bond form, the Principal may file an Electronic Bid Bond. By signing the proposal(s) the Principal is ensuring the identified electronic bid bond has been executed and the Principal and Surety are firmly bound unto the State of Illinois under the conditions of the bid bond as shown above.

Electronic Bid Bond ID # \_\_\_\_\_ Company/Bidder Name \_\_\_\_\_ Signature and Title \_\_\_\_\_



Item No. \_\_\_\_\_

Letting Date \_\_\_\_\_

KNOW ALL PERSONS BY THESE PRESENTS, That We \_\_\_\_\_

as PRINCIPAL, and \_\_\_\_\_

as SURETY, and held jointly, severally and firmly bound unto the STATE OF ILLINOIS in the penal sum of 5 percent of the total bid price, or for the amount specified in the bid proposal under "Proposal Guaranty" in effect on the date of the Invitation for Bids, whichever is the lesser sum, well and truly to be paid unto said STATE OF ILLINOIS, for the payment of which we bind ourselves, our heirs, executors, administrators, successors and assigns.

THE CONDITION OF THE FOREGOING OBLIGATION IS SUCH that whereas, the PRINCIPAL has submitted a bid proposal to the STATE OF ILLINOIS, acting through the Department of Transportation, for the improvement designated by the Transportation Bulletin Item Number and Letting Date indicated above.

NOW, THEREFORE, if the Department shall accept the bid proposal of the PRINCIPAL; and if the PRINCIPAL shall, within the time and as specified in the bidding and contract documents; and if, after award by the Department, the PRINCIPAL shall enter into a contract in accordance with the terms of the bidding and contract documents including evidence of the required insurance coverages and providing such bond as specified with good and sufficient surety for the faithful performance of such contract and for the prompt payment of labor and material furnished in the prosecution thereof; or if, in the event of the failure of the PRINCIPAL to enter into such contract and to give the specified bond, the PRINCIPAL pays to the Department the difference not to exceed the penalty hereof between the amount specified in the bid proposal and such larger amount for which the Department may contract with another party to perform the work covered by said bid proposal, then this obligation shall be null and void, otherwise, it shall remain in full force and effect.

IN THE EVENT the Department determines the PRINCIPAL has failed to comply with any requirement as set forth in the preceding paragraph, then Surety shall pay the penal sum to the Department within fifteen (15) days of written demand therefor. If Surety does not make full payment within such period of time, the Department may bring an action to collect the amount owed. Surety is liable to the Department for all its expenses, including attorney's fees, incurred in any litigation in which it prevails either in whole or in part.

In TESTIMONY WHEREOF, the said PRINCIPAL has caused this instrument to be signed by its officer \_\_\_\_\_ day of \_\_\_\_\_ A.D., \_\_\_\_\_.

In TESTIMONY WHEREOF, the said SURETY has caused this instrument to be signed by its officer \_\_\_\_\_ day of \_\_\_\_\_ A.D., \_\_\_\_\_.

\_\_\_\_\_  
(Company Name)

\_\_\_\_\_  
(Company Name)

By \_\_\_\_\_  
(Signature and Title)

By \_\_\_\_\_  
(Signature of Attorney-in-Fact)

**Notary for PRINCIPAL**

**Notary for SURETY**

STATE OF \_\_\_\_\_  
COUNTY OF \_\_\_\_\_

STATE OF \_\_\_\_\_  
COUNTY OF \_\_\_\_\_

Signed and attested before me on \_\_\_\_\_ (date)  
by \_\_\_\_\_

Signed and attested before me on \_\_\_\_\_ (date)  
by \_\_\_\_\_

(Name of Person)

(Name of Person)

(Seal) \_\_\_\_\_  
(Signature of Notary Public)

(Seal) \_\_\_\_\_  
(Signature of Notary Public)

\_\_\_\_\_  
(Date Commission Expires)

\_\_\_\_\_  
(Date Commission Expires)

In lieu of completing the above section of the Proposal Bid Bond form, the Principal may file an Electronic Bid Bond. By signing the proposal the Principal is ensuring the identified electronic bid bond has been executed and the Principal and Surety are firmly bound unto the State of Illinois under the conditions of the bid bond as shown above.

Electronic Bid Bond ID # \_\_\_\_\_ Company/Bidder Name \_\_\_\_\_ Signature and Title \_\_\_\_\_

**(1) Policy**

It is public policy that disadvantageded businesses as defined in 49 CFR Part 26 and the Special Provision shall have the maximum opportunity to participate in the performance of contracts financed in whole or in part with Federal or State funds. Consequently the requirements of 49 CFR Part 26 apply to this contract.

**(2) Obligation**

The contractor agrees to ensure that disadvantageded businesses as defined in 49 CFR Part 26 and the Special Provision have the maximum opportunity to participate in the performance of contracts or subcontracts financed in whole or in part with Federal or State funds. The contractor shall take all necessary and reasonable steps in accordance with 49 CFR Part 26 and the Special Provision to ensure that said businesses have the maximum opportunity to compete for and perform under this contract. The contractor shall not discriminate on the basis of race, color, national origin or sex in the award and performance of contracts.

**(3) Project and Bid Identification**

Complete the following information concerning the project and bid:

Route _____	Total Bid _____
Section _____	Contract DBE Goal _____ (Percent) _____ (Dollar Amount)
Project _____	
County _____	
Letting Date _____	
Contract No. _____	
Letting Item No. _____	

**(4) Assurance**

I, acting in my capacity as an officer of the undersigned bidder (or bidders if a joint venture), hereby assure the Department that on this project my company : (check one)

Meets or exceeds contract award goals and has provided documented participation as follows:  
Disadvantaged Business Participation \_\_\_\_\_ percent

Attached are the signed participation statements, forms SBE 2025, required by the Special Provision evidencing availability and use of each business participating in this plan and assuring that each business will perform a commercially useful function in the work of the contract.

Failed to meet contract award goals and has included good faith effort documentation to meet the goals and that my company has provided participation as follows:

Disadvantaged Business Participation \_\_\_\_\_ percent

The contract goals should be accordingly modified or waived. Attached is all information required by the Special Provision in support of this request including good faith effort. Also attached are the signed participation statements, forms SBE 2025, required by the Special Provision evidencing availability and use of each business participating in this plan and assuring that each business will perform a commercially useful function in the work of the contract.

\_\_\_\_\_  
Company

By \_\_\_\_\_

Title \_\_\_\_\_

Date \_\_\_\_\_

The "as read" Low Bidder is required to comply with the Special Provision.

Submit only one utilization plan for each project. The utilization plan shall be submitted in accordance with the special provision.

Bureau of Small Business Enterprises      **Local Let Projects**  
2300 South Dirksen Parkway                  Submit forms to the  
Springfield, Illinois 62764                      Local Agency



# PROPOSAL ENVELOPE



## PROPOSALS

for construction work advertised for bids by the  
Illinois Department of Transportation

Item No.	Item No.	Item No.

Submitted By:

Name:
Address:
Phone No.

Bidders should use an IDOT proposal envelope or affix this form to the front of a 10" x 13" envelope for the submittal of bids. If proposals are mailed, they should be enclosed in a second or outer envelope addressed to:

Engineer of Design and Environment - Room 326  
Illinois Department of Transportation  
2300 South Dirksen Parkway  
Springfield, Illinois 62764

### **NOTICE**

**Individual bids, including Bid Bond and/or supplemental information if required, should be securely stapled.**

# CONTRACTOR OFFICE COPY OF CONTRACT SPECIFICATIONS

## NOTICE

None of the following material needs to be returned with the bid package unless the special provisions require documentation and/or other information to be submitted.

**Contract No. 66B19  
LASALLE County  
Section (110)BR-1,2,3  
Project ACF-0786(012)  
Route FAP 786  
District 3 Construction Funds**



**Illinois Department of Transportation**

## **SUBCONTRACTOR DOCUMENTATION**

Public Acts 96-0795, 96-0920, and 97-0895 enacted substantial changes to the provisions of the Code (30 ILCS 500). Among the changes are provisions affecting subcontractors. The Contractor awarded this contract will be required as a material condition of the contract to implement and enforce the contract requirements applicable to subcontractors that entered into a contractual agreement with a total value of \$50,000 or more with a person or entity who has a contract subject to the Code and approved in accordance with article 108.01 of the Standard Specifications for Road and Bridge Construction.

If the Contractor seeks approval of subcontractors to perform a portion of the work, and approval is granted by the Department, the Contractor shall provide a copy of the subcontract to the Illinois Department of Transportation's CPO upon request within 15 calendar days after execution of the subcontract.

Financial disclosures required pursuant to Sec. 50-35 of the Code must be submitted for all applicable subcontractors. The subcontract shall contain the certifications required to be made by subcontractors pursuant to Article 50 of the Code. This Notice to Bidders includes a document incorporating all required subcontractor certifications and disclosures for use by the Contractor in compliance with this mandate. The document is entitled State Required Ethical Standards Governing Subcontractors.



## RETURN WITH SUBCONTRACT

### STATE ETHICAL STANDARDS GOVERNING SUBCONTRACTORS

Article 50 of the Code establishes the duty of all State CPOs, SPOs, and their designees to maximize the value of the expenditure of public moneys in procuring goods, services, and contracts for the State of Illinois and to act in a manner that maintains the integrity and public trust of State government. In discharging this duty, they are charged by law to use all available information, reasonable efforts, and reasonable actions to protect, safeguard, and maintain the procurement process of the State of Illinois.

The certifications hereinafter made by the subcontractor are each a material representation of fact upon which reliance is placed should the Department approve the subcontractor. The CPO may terminate or void the contract approval if it is later determined that the bidder or subcontractor rendered a false or erroneous certification. If a false certification is made by a subcontractor the contractor's submitted bid and the executed contract may not be declared void unless the contractor refuses to terminate the subcontract upon the State's request after a finding that the subcontractor's certification was false.

Section 50-2 of the Code provides that every person that has entered into a multi-year contract and every subcontractor with a multi-year subcontract shall certify, by July 1 of each fiscal year covered by the contract after the initial fiscal year, to the responsible CPO whether it continues to satisfy the requirements of Article 50 pertaining to the eligibility for a contract award. If a contractor or subcontractor is not able to truthfully certify that it continues to meet all requirements, it shall provide with its certification a detailed explanation of the circumstances leading to the change in certification status. A contractor or subcontractor that makes a false statement material to any given certification required under Article 50 is, in addition to any other penalties or consequences prescribed by law, subject to liability under the Whistleblower Reward and Protection Act for submission of a false claim.

#### **A. Bribery**

Section 50-5. Bribery.

(a) Prohibition. No person or business shall be awarded a contract or subcontract under this Code who:

(1) has been convicted under the laws of Illinois or any other state of bribery or attempting to bribe an officer or employee of the State of Illinois or any other state in that officer's or employee's official capacity; or

(2) has made an admission of guilt of that conduct that is a matter of record but has not been prosecuted for that conduct.

(b) Businesses. No business shall be barred from contracting with any unit of State or local government, or subcontracting under such a contract, as a result of a conviction under this Section of any employee or agent of the business if the employee or agent is no longer employed by the business and:

(1) the business has been finally adjudicated not guilty; or

(2) the business demonstrates to the governmental entity with which it seeks to contract, or which is signatory to the contract to which the subcontract relates, and that entity finds that the commission of the offense was not authorized, requested, commanded, or performed by a director, officer, or high managerial agent on behalf of the business as provided in paragraph (2) of subsection (a) of Section 5-4 of the Criminal Code of 2012.

(c) Conduct on behalf of business. For purposes of this Section, when an official, agent, or employee of a business committed the bribery or attempted bribery on behalf of the business and in accordance with the direction or authorization of a responsible official of the business, the business shall be chargeable with the conduct.

(d) Certification. Every bid submitted to and contract executed by the State, and every subcontract subject to Section 20-120 of the Code shall contain a certification by the contractor or the subcontractor, respectively, that the contractor or subcontractor is not barred from being awarded a contract or subcontract under this Section and acknowledges that the CPO may declare the related contract void if any certifications required by this Section are false. A contractor who makes a false statement, material to the certification, commits a Class 3 felony.

The contractor or subcontractor certifies that it is not barred from being awarded a contract under Section 50.5.

#### **B. Felons**

Section 50-10. Felons.

(a) Unless otherwise provided, no person or business convicted of a felony shall do business with the State of Illinois or any State agency, or enter into a subcontract, from the date of conviction until 5 years after the date of completion of the sentence for that felony, unless no person held responsible by a prosecutorial office for the facts upon which the conviction was based continues to have any involvement with the business.

(b) Certification. Every bid submitted to and contract executed by the State and every subcontract subject to Section 20-120 of the Code shall contain a certification by the bidder or contractor or subcontractor, respectively, that the bidder, contractor, or subcontractor is not barred from being awarded a contract or subcontract under this Section and acknowledges that the CPO may declare the related contract void if any of the certifications required by this Section are false.

## RETURN WITH SUBCONTRACT

### **C. Debt Delinquency**

Section 50-11 and 50-12. Debt Delinquency.

The contractor or bidder or subcontractor, respectively, certifies that it, or any affiliate, is not barred from being awarded a contract or subcontract under the Code. Section 50-11 prohibits a person from entering into a contract with a State agency, or entering into a subcontract, if it knows or should know that it, or any affiliate, is delinquent in the payment of any debt to the State as defined by the Debt Collection Board. Section 50-12 prohibits a person from entering into a contract with a State agency, or entering into a subcontract, if it, or any affiliate, has failed to collect and remit Illinois Use Tax on all sales of tangible personal property into the State of Illinois in accordance with the provisions of the Illinois Use Tax Act. The bidder or contractor or subcontractor, respectively, further acknowledges that the CPO may declare the related contract void if this certification is false or if the bidder, contractor, or subcontractor, or any affiliate, is determined to be delinquent in the payment of any debt to the State during the term of the contract.

### **D. Prohibited Bidders, Contractors and Subcontractors**

Section 50-10.5 and 50-60(c). Prohibited bidders, contractors and subcontractors.

The bidder or contractor or subcontractor, respectively, certifies in accordance with 30 ILCS 500/50-10.5 that no officer, director, partner or other managerial agent of the contracting business has been convicted of a felony under the Sarbanes-Oxley Act of 2002 or a Class 3 or Class 2 felony under the Illinois Securities Law of 1953 or if in violation of Subsection (c) for a period of five years from the date of conviction. Every bid submitted to and contract executed by the State and every subcontract subject to Section 20-120 of the Code shall contain a certification by the bidder, contractor, or subcontractor, respectively, that the bidder, contractor, or subcontractor is not barred from being awarded a contract or subcontract under this Section and acknowledges that the CPO shall declare the related contract void if any of the certifications completed pursuant to this Section are false.

### **E. Section 42 of the Environmental Protection Act**

The bidder or contractor or subcontractor, respectively, certifies in accordance with 30 ILCS 500/50-14 that the bidder, contractor, or subcontractor, is not barred from being awarded a contract or entering into a subcontract under this Section which prohibits the bidding on or entering into contracts with the State of Illinois or a State agency, or entering into any subcontract, that is subject to the Code by a person or business found by a court or the Pollution Control Board to have committed a willful or knowing violation of Section 42 of the Environmental Protection Act for a period of five years from the date of the order. The bidder or contractor or subcontractor, respectively, acknowledges that the CPO may declare the contract void if this certification is false.

**The undersigned, on behalf of the subcontracting company, has read and understands the above certifications and makes the certifications as required by law.**

\_\_\_\_\_  
Name of Subcontracting Company

\_\_\_\_\_  
Authorized Officer

\_\_\_\_\_  
Date

**RETURN WITH SUBCONTRACT**  
**SUBCONTRACTOR DISCLOSURES**

**I. DISCLOSURES**

- A.** The disclosures hereinafter made by the subcontractor are each a material representation of fact upon which reliance is placed. The subcontractor further certifies that the Department has received the disclosure forms for each subcontract.

The CPO may void the bid, contract, or subcontract, respectively, if it is later determined that the bidder or subcontractor rendered a false or erroneous disclosure. A contractor or subcontractor may be suspended or debarred for violations of the Code. Furthermore, the CPO may void the contract.

**B. Financial Interests and Conflicts of Interest**

1. Section 50-35 of the Code provides that all subcontracts with a total value of \$50,000 or more, from subcontractors identified in Section 20-120 of the Code, shall be accompanied by disclosure of the financial interests of the subcontractor. This disclosed information for the subcontractor, will be maintained as public information subject to release by request pursuant to the Freedom of Information Act, filed with the Procurement Policy Board, and shall be incorporated as a material term of the Prime Contractor's contract. Furthermore, pursuant to this Section, the Procurement Policy Board may recommend to allow or void a contract or subcontract based on a potential conflict of interest.

The financial interests to be disclosed shall include ownership or distributive income share that is in excess of 5%, or an amount greater than 60% of the annual salary of the Governor, of the subcontracting entity or its parent entity, whichever is less, unless the subcontractor is a publicly traded entity subject to Federal 10K reporting, in which case it may submit its 10K disclosure in place of the prescribed disclosure. If a subcontractor is a privately held entity that is exempt from Federal 10K reporting, but has more than 200 shareholders, it may submit the information that Federal 10K companies are required to report, and list the names of any person or entity holding any ownership share that is in excess of 5%. The disclosure shall include the names, addresses, and dollar or proportionate share of ownership of each person making the disclosure, their instrument of ownership or beneficial relationship, and notice of any potential conflict of interest resulting from the current ownership or beneficial interest of each person making the disclosure having any of the relationships identified in Section 50-35 and on the disclosure form.

**The current annual salary of the Governor is \$177,412.00.**

In addition, all disclosures shall indicate any other current or pending contracts, subcontracts, proposals, leases, or other ongoing procurement relationships the subcontracting entity has with any other unit of state government and shall clearly identify the unit and the contract, subcontract, proposal, lease, or other relationship.

2. Disclosure Forms. Disclosure Form A is attached for use concerning the individuals meeting the above ownership or distributive share requirements. A separate Disclosure Form A must be submitted with the bid for each individual meeting the above requirements. In addition, a second form (Disclosure Form B) provides for the disclosure of current or pending procurement relationships with other (non-IDOT) state agencies and a total ownership certification. **The forms must be included with each bid.**

**C. Disclosure Form Instructions**

**Form A Instructions for Financial Information & Potential Conflicts of Interest**

If the subcontractor is a publicly traded entity subject to Federal 10K reporting, the 10K Report may be submitted to meet the requirements of Form A. If a subcontractor is a privately held entity that is exempt from Federal 10K reporting, but has more than 200 shareholders, it may submit the information that Federal 10K companies are required to report, and list the names of any person or entity holding any ownership share that is in excess of 5%. If a subcontractor is not subject to Federal 10K reporting, the subcontractor must determine if any individuals are required by law to complete a financial disclosure form. To do this, the subcontractor should answer each of the following questions. A "YES" answer indicates Form A must be completed. If the answer to each of the following questions is "NO", then the **NOT APPLICABLE STATEMENT** on the second page of Form A must be signed and dated by a person that is authorized to execute contracts for the subcontracting company. Note: These questions are for assistance only and are not required to be completed.

1. Does anyone in your organization have a direct or beneficial ownership share of greater than 5% of the bidding entity or parent entity? YES \_\_\_ NO \_\_\_
2. Does anyone in your organization have a direct or beneficial ownership share of less than 5%, but which has a value greater than 60% of the annual salary of the Governor? YES \_\_\_ NO \_\_\_
3. Does anyone in your organization receive more than 60% of the annual salary of the Governor of the subcontracting entity's or parent entity's distributive income? YES \_\_\_ NO \_\_\_

(Note: Distributive income is, for these purposes, any type of distribution of profits. An annual salary is not distributive income.)

4. Does anyone in your organization receive greater than 5% of the subcontracting entity's or parent entity's total distributive income, but which is less than 60% of the annual salary of the Governor? YES \_\_\_ NO \_\_\_

(Note: Only one set of forms needs to be completed per person per subcontract even if a specific individual would require a yes answer to more than one question.)

A "YES" answer to any of these questions requires the completion of Form A. The subcontractor must determine each individual in the subcontracting entity or the subcontracting entity's parent company that would cause the questions to be answered "Yes". Each form must be signed and dated by a person that is authorized to execute contracts for your organization. **Photocopied or stamped signatures are not acceptable.** The person signing can be, but does not have to be, the person for which the form is being completed. The subcontractor is responsible for the accuracy of any information provided.

If the answer to each of the above questions is "NO", then the **NOT APPLICABLE STATEMENT** on page 2 of Form A must be signed and dated by a person that is authorized to execute contracts for your company.

## RETURN WITH SUBCONTRACT

### **Form B: Instructions for Identifying Other Contracts & Procurement Related Information**

Disclosure Form B must be completed for each subcontract submitted by the subcontracting entity. *Note: Checking the NOT APPLICABLE STATEMENT on Form A does not allow the subcontractor to ignore Form B. Form B must be completed, checked, and dated or the subcontract will not be approved.*

The Subcontractor shall identify, by checking Yes or No on Form B, whether it has any pending contracts, subcontracts, leases, bids, proposals, or other ongoing procurement relationship with any other (non-IDOT) State of Illinois agency. If "No" is checked, the subcontractor only needs to complete the check box on the bottom of Form B. If "Yes" is checked, the subcontractor must list all non-IDOT State of Illinois agency pending contracts, subcontracts, leases, bids, proposals, and other ongoing procurement relationships. These items may be listed on Form B or on an attached sheet(s). Contracts with cities, counties, villages, etc. are not considered State of Illinois agency contracts and are not to be included. Contracts or subcontracts with other State of Illinois agencies such as the Department of Natural Resources or the Capital Development Board must be included.

**ILLINOIS DEPARTMENT  
OF TRANSPORTATION**

**Form A  
Subcontractor: Financial  
Information & Potential Conflicts  
of Interest Disclosure**

Subcontractor Name		
Legal Address		
City, State, Zip		
Telephone Number	Email Address	Fax Number (if available)

Disclosure of the information contained in this Form is required by the Section 50-35 of the Code (30 ILCS 500). Subcontractors desiring to enter into a subcontract of a State of Illinois contract must disclose the financial information and potential conflict of interest information as specified in this Disclosure Form. This information shall become part of the publicly available contract file. This Form A must be completed for subcontracts with a total value of \$50,000 or more, from subcontractors identified in Section 20-120 of the Code, and for all open-ended contracts. **A publicly traded company may submit a 10K disclosure (or equivalent if applicable) in satisfaction of the requirements set forth in Form A. See Disclosure Form Instructions.**

*The current annual salary of the Governor is \$177,412.00.*

**DISCLOSURE OF FINANCIAL INFORMATION**

**1. Disclosure of Financial Information.** The individual named below has an interest in the SUBCONTRACTOR (or its parent) in terms of ownership or distributive income share in excess of 5%, or an interest which has a value of more than 60% of the annual salary of the Governor. **(Make copies of this form as necessary and attach a separate Disclosure Form A for each individual meeting these requirements)**

<b>FOR INDIVIDUAL (type or print information)</b>	
<b>NAME:</b>	_____
<b>ADDRESS</b>	_____
<b>Type of ownership/distributable income share:</b>	
stock _____ sole proprietorship _____ Partnership _____ other: (explain on separate sheet):	
% or \$ value of ownership/distributable income share:	_____

**2. Disclosure of Potential Conflicts of Interest.** Check "Yes" or "No" to indicate which, if any, of the following potential conflict of interest relationships apply. If the answer to any question is "Yes", please attach additional pages and describe.

(a) State employment, currently or in the previous 3 years, including contractual employment of services.

Yes \_\_\_ No \_\_\_

If your answer is yes, please answer each of the following questions.

1. Are you currently an officer or employee of either the Capitol Development Board or the Illinois State Toll Highway Authority? Yes \_\_\_ No \_\_\_

2. Are you currently appointed to or employed by any agency of the State of Illinois? If you are currently appointed to or employed by any agency of the State of Illinois, and your annual salary exceeds 60% of the annual salary of the Governor, provide the name the State agency for which you are employed and your annual salary. \_\_\_\_\_

**RETURN WITH SUBCONTRACT**

3. If you are currently appointed to or employed by any agency of the State of Illinois, and your annual salary exceeds 60% of the annual salary of the Governor, are you entitled to receive (i) more than 7 1/2% of the total distributable income of your firm, partnership, association or corporation, or (ii) an amount in excess of 100% of the annual salary of the Governor?  
Yes \_\_\_ No \_\_\_

4. If you are currently appointed to or employed by any agency of the State of Illinois, and your annual salary exceeds 60% of the annual salary of the Governor, are you and your spouse or minor children entitled to receive (i) more than 15 % in the aggregate of the total distributable income of your firm, partnership, association or corporation, or (ii) an amount in excess of two times the salary of the Governor?  
Yes \_\_\_ No \_\_\_

---

(b) State employment of spouse, father, mother, son, or daughter, including contractual employment services in the previous 2 years.

Yes \_\_\_ No \_\_\_

If your answer is yes, please answer each of the following questions.

1. Is your spouse or any minor children currently an officer or employee of the Capitol Development Board or the Illinois State Toll Highway Authority?  
Yes \_\_\_ No \_\_\_

2. Is your spouse or any minor children currently appointed to or employed by any agency of the State of Illinois? If your spouse or minor children is/are currently appointed to or employed by any agency of the State of Illinois, and his/her annual salary exceeds 60% of the annual salary of the Governor, provide the name of your spouse and/or minor children, the name of the State agency for which he/she is employed and his/her annual salary. \_\_\_\_\_

3. If your spouse or any minor children is/are currently appointed to or employed by any agency of the State of Illinois, and his/her annual salary exceeds 60% of the annual salary of the Governor, are you entitled to receive (i) more than 7 1/2% of the total distributable income of your firm, partnership, association or corporation, or (ii) an amount in excess of 100% of the annual salary of the Governor?  
Yes \_\_\_ No \_\_\_

4. If your spouse or any minor children are currently appointed to or employed by any agency of the State of Illinois, and his/her annual salary exceeds 60% of the annual salary of the Governor, are you and your spouse or minor children entitled to receive (i) more than 15 % in the aggregate of the total distributable income of your firm, partnership, association or corporation, or (ii) an amount in excess of two times the salary of the Governor?  
Yes \_\_\_ No \_\_\_

---

(c) Elective status; the holding of elective office of the State of Illinois, the government of the United States, any unit of local government authorized by the Constitution of the State of Illinois or the statutes of the State of Illinois currently or in the previous 3 years.  
Yes \_\_\_ No \_\_\_

---

(d) Relationship to anyone holding elective office currently or in the previous 2 years; spouse, father, mother, son, or daughter.  
Yes \_\_\_ No \_\_\_

---

(e) Appointive office; the holding of any appointive government office of the State of Illinois, the United States of America, or any unit of local government authorized by the Constitution of the State of Illinois or the statutes of the State of Illinois, which office entitles the holder to compensation in excess of the expenses incurred in the discharge of that office currently or in the previous 3 years.  
Yes \_\_\_ No \_\_\_

---

(f) Relationship to anyone holding appointive office currently or in the previous 2 years; spouse, father, mother, son, or daughter.  
Yes \_\_\_ No \_\_\_

---

(g) Employment, currently or in the previous 3 years, as or by any registered lobbyist of the State government.  
Yes \_\_\_ No \_\_\_

---

**RETURN WITH SUBCONTRACT**

(h) Relationship to anyone who is or was a registered lobbyist in the previous 2 years; spouse, father, mother, son, or daughter. Yes \_\_\_ No \_\_\_

(i) Compensated employment, currently or in the previous 3 years, by any registered election or reelection committee registered with the Secretary of State or any county clerk of the State of Illinois, or any political action committee registered with either the Secretary of State or the Federal Board of Elections. Yes \_\_\_ No \_\_\_

(j) Relationship to anyone; spouse, father, mother, son, or daughter; who was a compensated employee in the last 2 years by any registered election or re-election committee registered with the Secretary of State or any county clerk of the State of Illinois, or any political action committee registered with either the Secretary of State or the Federal Board of Elections. Yes \_\_\_ No \_\_\_

**3 Communication Disclosure.**

Disclose the name and address of each lobbyist and other agent of the bidder or offeror who is not identified in Section 2 of this form, who is has communicated, is communicating, or may communicate with any State officer or employee concerning the bid or offer. This disclosure is a continuing obligation and must be promptly supplemented for accuracy throughout the process and throughout the term of the contract. If no person is identified, enter "None" on the line below:

Name and address of person(s): \_\_\_\_\_  
\_\_\_\_\_  
\_\_\_\_\_  
\_\_\_\_\_

**RETURN WITH SUBCONTRACT**

**4. Debarment Disclosure.** For each of the persons identified under Sections 2 and 3 of this form, disclose whether any of the following has occurred within the previous 10 years: debarment from contracting with any governmental entity; professional licensure discipline; bankruptcies; adverse civil judgments and administrative findings; and criminal felony convictions. This disclosure is a continuing obligation and must be promptly supplemented for accuracy throughout the procurement process and term of the contract. If no person is identified, enter "None" on the line below:

Name of person(s): \_\_\_\_\_

Nature of disclosure: \_\_\_\_\_  
\_\_\_\_\_  
\_\_\_\_\_

**APPLICABLE STATEMENT**

**This Disclosure Form A is submitted on behalf of the INDIVIDUAL named on previous page. Under penalty of perjury, I certify the contents of this disclosure to be true and accurate to the best of my knowledge.**

Completed by:  \_\_\_\_\_ Date \_\_\_\_\_  
Signature of Individual or Authorized Officer

**NOT APPLICABLE STATEMENT**

**Under penalty of perjury, I have determined that no individuals associated with this organization meet the criteria that would require the completion of this Form A.**

**This Disclosure Form A is submitted on behalf of the SUBCONTRACTOR listed on the previous page.**

\_\_\_\_\_ Date \_\_\_\_\_  
Signature of Authorized Officer



RETURN WITH SUBCONTRACT

ILLINOIS DEPARTMENT OF TRANSPORTATION

Form B
Subcontractor: Other Contracts & Financial Related Information Disclosure

Form with fields: Subcontractor Name, Legal Address, City, State, Zip, Telephone Number, Email Address, Fax Number (if available)

Disclosure of the information contained in this Form is required by the Section 50-35 of the Code (30 ILCS 500). This information shall become part of the publicly available contract file. This Form B must be completed for subcontracts with a total value of \$50,000 or more, from subcontractors identified in Section 20-120 of the Code, and for all open-ended contracts.

DISCLOSURE OF OTHER CONTRACTS, SUBCONTRACTS, AND PROCUREMENT RELATED INFORMATION

1. Identifying Other Contracts & Procurement Related Information. The SUBCONTRACTOR shall identify whether it has any pending contracts, subcontracts, including leases, bids, proposals, or other ongoing procurement relationship with any other State of Illinois agency: Yes \_\_\_ No \_\_\_

If "No" is checked, the subcontractor only needs to complete the signature box on the bottom of this page.

2. If "Yes" is checked. Identify each such relationship by showing State of Illinois agency name and other descriptive information such as bid or project number (attach additional pages as necessary). SEE DISCLOSURE FORM INSTRUCTIONS:

THE FOLLOWING STATEMENT MUST BE CHECKED

Signature box with fields: Signature of Authorized Officer, Date

OWNERSHIP CERTIFICATION

Please certify that the following statement is true if the individuals for all submitted Form A disclosures do not total 100% of ownership

Any remaining ownership interest is held by individuals receiving less than \$106,447.20 of the bidding entity's or parent entity's distributive income or holding less than a 5% ownership interest.

Yes No N/A (Form A disclosure(s) established 100% ownership)



- 1. TIME AND PLACE OF OPENING BIDS.** Sealed proposals for the improvement described herein will be received by the Department of Transportation. Electronic bids are to be submitted to the electronic bidding system (ics-Integrated Contractors Exchange). Paper-based bids are to be submitted to the Chief Procurement Officer for the Department of Transportation in care of the Chief Contracts Official at the Harry R. Hanley Building, 2300 South Dirksen Parkway, in Springfield, Illinois until 10:00 o'clock a.m. January 17, 2014. All bids will be gathered, sorted, publicly opened and read in the auditorium at the Department of Transportation's Harry R. Hanley Building shortly after the 10:00 a.m. cut off time.
- 2. DESCRIPTION OF WORK.** The proposed improvement is identified and advertised for bids in the Invitation for Bids as:

**Contract No. 66B19  
LASALLE County  
Section (110)BR-1,2,3  
Project ACF-0786(012)  
Route FAP 786  
District 3 Construction Funds**

**Replacing 3 existing structures located along IL 170 (SN050-0143, 0156 & 0072) 5.9 miles, 7.0 miles and 8.0 miles south of US 6 in LaSalle County.**

- 3. INSTRUCTIONS TO BIDDERS.** (a) This Notice, the invitation for bids, proposal and letter of award shall, together with all other documents in accordance with Article 101.09 of the Standard Specifications for Road and Bridge Construction, become part of the contract. Bidders are cautioned to read and examine carefully all documents, to make all required inspections, and to inquire or seek explanation of the same prior to submission of a bid.  
  
(b) State law, and, if the work is to be paid wholly or in part with Federal-aid funds, Federal law requires the bidder to make various certifications as a part of the proposal and contract. By execution and submission of the proposal, the bidder makes the certification contained therein. A false or fraudulent certification shall, in addition to all other remedies provided by law, be a breach of contract and may result in termination of the contract.
- 4. AWARD CRITERIA AND REJECTION OF BIDS.** This contract will be awarded to the lowest responsive and responsible bidder considering conformity with the terms and conditions established by the Department in the rules, Invitation for Bids and contract documents. The issuance of plans and proposal forms for bidding based upon a prequalification rating shall not be the sole determinant of responsibility. The Department reserves the right to determine responsibility at the time of award, to reject any or all proposals, to readvertise the proposed improvement, and to waive technicalities.

By Order of the  
Illinois Department of Transportation

Ann L. Schneider,  
Secretary

INDEX  
 FOR  
 SUPPLEMENTAL SPECIFICATIONS  
 AND RECURRING SPECIAL PROVISIONS

Adopted January 1, 2014

This index contains a listing of SUPPLEMENTAL SPECIFICATIONS, frequently used RECURRING SPECIAL PROVISIONS, and LOCAL ROADS AND STREETS RECURRING SPECIAL PROVISIONS.

ERRATA Standard Specifications for Road and Bridge Construction (Adopted 1-1-12) (Revised 1-1-14)

SUPPLEMENTAL SPECIFICATIONS

<u>Std. Spec. Sec.</u>	<u>Page No.</u>
101 Definition of Terms .....	1
102 Advertisement, Bidding, Award, and Contract Execution .....	2
105 Control of Work .....	3
106 Control of Materials .....	5
107 Legal Regulations and Responsibility to Public .....	6
108 Prosecution and Progress .....	14
109 Measurement and Payment .....	15
202 Earth and Rock Excavation .....	17
211 Topsoil and Compost .....	18
253 Planting Woody Plants .....	19
280 Temporary Erosion and Sediment Control .....	21
312 Stabilized Subbase .....	22
406 Hot-Mix Asphalt Binder and Surface Course .....	23
407 Hot-Mix Asphalt Pavement (Full-Depth) .....	26
420 Portland Cement Concrete Pavement .....	30
424 Portland Cement Concrete Sidewalk .....	32
440 Removal of Existing Pavement and Appurtenances .....	33
503 Concrete Structures .....	34
504 Precast Concrete Structures .....	37
506 Cleaning and Painting New Steel Structures .....	38
512 Piling .....	39
516 Drilled Shafts .....	40
521 Bearings .....	41
540 Box Culverts .....	42
588 Bridge Relief Joint System .....	43
589 Elastic Joint Sealer .....	45
602 Catch Basin, Manhole, Inlet, Drainage Structure, and Valve Vault Construction, Adjustment, and Reconstruction .....	46
603 Adjusting Frames and Grates of Drainage and Utility Structures .....	47
606 Concrete Gutter, Curb, Median, and Paved Ditch .....	49
610 Shoulder Inlets with Curb .....	50
639 Precast Prestressed Concrete Sight Screen .....	51
642 Shoulder Rumble Strips .....	52
643 Impact Attenuators .....	53
644 High Tension Cable Median Barrier .....	55
701 Work Zone Traffic Control and Protection .....	57
706 Impact Attenuators, Temporary .....	60
707 Movable Traffic Barrier .....	63
708 Temporary Water Filled Barrier .....	65
730 Wood Sign Support .....	67
780 Pavement Striping .....	68
860 Master Controller .....	73

1001	Cement .....	74
1003	Fine Aggregates .....	75
1004	Coarse Aggregates .....	77
1006	Metals .....	81
1011	Mineral Filler .....	83
1017	Packaged, Dry, Combined Materials for Mortar .....	84
1018	Packaged Rapid Hardening Mortar or Concrete .....	85
1019	Controlled Low-Strength Material .....	86
1020	Portland Cement Concrete .....	87
1024	Grout and Nonshrink Grout .....	126
1030	Hot-Mix Asphalt .....	127
1040	Drain Pipe, Tile, Drainage Mat, and Wall Drain .....	132
1042	Precast Concrete Products .....	133
1070	Foundation and Breakaway Devices .....	134
1073	Controller .....	135
1081	Materials for Planting .....	136
1082	Preformed Bearing Pads .....	137
1083	Elastomeric Bearings .....	138
1095	Pavement Markings .....	139
1101	General Equipment .....	142
1102	Hot-Mix Asphalt Equipment .....	144
1105	Pavement Marking Equipment .....	146
1106	Work Zone Traffic Control Devices .....	147

RECURRING SPECIAL PROVISIONS

The following RECURRING SPECIAL PROVISIONS indicated by an “X” are applicable to this contract and are included by reference:

<u>CHECK SHEET #</u>	<u>PAGE NO.</u>
1 X Additional State Requirements for Federal-Aid Construction Contracts (Eff. 2-1-69) (Rev. 1-1-10) .....	149
2 X Subletting of Contracts (Federal-Aid Contracts) (Eff. 1-1-88) (Rev. 5-1-93) .....	152
3 X EEO (Eff. 7-21-78) (Rev. 11-18-80) .....	153
4 Specific Equal Employment Opportunity Responsibilities Non Federal-Aid Contracts (Eff. 3-20-69) (Rev. 1-1-94) .....	163
5 Required Provisions - State Contracts (Eff. 4-1-65) (Rev. 1-1-13) .....	168
6 Asbestos Bearing Pad Removal (Eff. 11-1-03) .....	173
7 Asbestos Waterproofing Membrane and Asbestos Hot-Mix Asphalt Surface Removal (Eff. 6-1-89) (Rev. 1-1-09) .....	174
8 Haul Road Stream Crossings, Other Temporary Stream Crossings, and In-Stream Work Pads (Eff. 1-2-92) (Rev. 1-1-98) .....	175
9 Construction Layout Stakes Except for Bridges (Eff. 1-1-99) (Rev. 1-1-07) .....	176
10 Construction Layout Stakes (Eff. 5-1-93) (Rev. 1-1-07) .....	179
11 Use of Geotextile Fabric for Railroad Crossing (Eff. 1-1-95) (Rev. 1-1-07) .....	182
12 Subsealing of Concrete Pavements (Eff. 11-1-84) (Rev. 1-1-07) .....	184
13 Hot-Mix Asphalt Surface Correction (Eff. 11-1-87) (Rev. 1-1-09) .....	188
14 Pavement and Shoulder Resurfacing (Eff. 2-1-00) (Rev. 1-1-09) .....	190
15 PCC Partial Depth Hot-Mix Asphalt Patching (Eff. 1-1-98) (Rev. 1-1-07) .....	191
16 Patching with Hot-Mix Asphalt Overlay Removal (Eff. 10-1-95) (Rev. 1-1-07) .....	193
17 Polymer Concrete (Eff. 8-1-95) (Rev. 1-1-08) .....	194
18 PVC Pipeliner (Eff. 4-1-04) (Rev. 1-1-07) .....	196
19 Pipe Underdrains (Eff. 9-9-87) (Rev. 1-1-07) .....	197
20 x Guardrail and Barrier Wall Delineation (Eff. 12-15-93) (Rev. 1-1-12) .....	198
21 Bicycle Racks (Eff. 4-1-94) (Rev. 1-1-12) .....	202
22 Temporary Modular Glare Screen System (Eff. 1-1-00) (Rev. 1-1-07) .....	204
23 Temporary Portable Bridge Traffic Signals (Eff. 8-1-03) (Rev. 1-1-07) .....	206
24 Work Zone Public Information Signs (Eff. 9-1-02) (Rev. 1-1-07) .....	208
25 Night Time Inspection of Roadway Lighting (Eff. 5-1-96) .....	209
26 English Substitution of Metric Bolts (Eff. 7-1-96) .....	210
27 English Substitution of Metric Reinforcement Bars (Eff. 4-1-96) (Rev. 1-1-03) .....	211
28 Calcium Chloride Accelerator for Portland Cement Concrete (Eff. 1-1-01) (Rev. 1-1- 13) .....	212
29 Portland Cement Concrete Inlay or Overlay for Pavements (Eff. 11-1-08) (Rev. 1-1- 13) .....	213
30 Quality Control of Concrete Mixtures at the Plant (Eff. 8-1-00) (Rev. 1-1-14) .....	216
31 Quality Control/Quality Assurance of Concrete Mixtures (Eff. 4-1-92) (Rev. 1-1-14) .....	224
32 Digital Terrain Modeling for Earthwork Calculations (Eff. 4-1-07) .....	240
33 Pavement Marking Removal (Eff. 4-1-09) .....	242
34 Preventive Maintenance – Bituminous Surface Treatment (Eff. 1-1-09) (Rev. 1-1-12) ....	243
35 Preventive Maintenance – Cape Seal (Eff. 1-1-09) (Rev. 1-1-12) .....	249
36 Preventive Maintenance – Micro-Surfacing (Eff. 1-1-09) (Rev. 1-1-12) .....	264
37 Preventive Maintenance – Slurry Seal (Eff. 1-1-09) (Rev. 1-1-12) .....	275
38 Temporary Raised Pavement Markers (Eff. 1-1-09) (Rev. 1-1-14) .....	285
39 Restoring Bridge Approach Pavements Using High-Density Foam (Eff. 1-1-09) (Rev. 1-1-12) .....	286

## TABLE OF CONTENTS

LOCATION OF PROJECT .....	1
DESCRIPTION OF PROJECT .....	1
COMPLETION DATE WITH WORKING DAYS AND PROJECT DETOUR .....	1
EMBANKMENT .....	1
AGGREGATE SHOULDERS, TYPE B – RAP .....	2
PREPARATION OF BASE .....	2
UNPUBLISHED TELEPHONE NUMBERS FOR ENGINEER’S FIELD OFFICE .....	2
SHOULDER STABILIZATION AT GUARDRAIL .....	2
TRAFFIC CONTROL PLAN .....	3
PAINT PAVEMENT MARKING – TWO APPLICATIONS .....	4
CONTRACTOR ACCESS .....	4
MAXIMUM DROP-OFFS FOR TWO-LANE, TWO-WAY TRAFFIC .....	4
TEMPORARY CONSTRUCTION/WATERWAY PERMITS (CORPS OF ENGINEERS) .....	5
TEMPORARY CONSTRUCTION/WATERWAY PERMITS (CORPS OF ENGINEERS) .....	6
TEMPORARY CONSTRUCTION/WATERWAY PERMITS (CORPS OF ENGINEERS) .....	6
TEMPORARY INFORMATION SIGNING .....	7
TRAFFIC CONTROL AND PROTECTION (SPECIAL) .....	7
SALVAGING EXISTING CONCRETE BARRIER .....	8
HOT-MIX ASPHALT – PRIME COAT .....	8
STATUS OF UTILITIES TO BE ADJUSTED: .....	11
MEMBRANE WATERPROOFING FOR CULVERTS .....	12
WEEP HOLE DRAINS FOR ABUTMENTS, WINGWALLS, RETAINING WALLS AND CULVERTS .....	13
MEMBRANE WATERPROOFING FOR CULVERTS .....	14
DRILLED SOLDIER PILE RETAINING WALL (STRUCTURES 05-2055 & 050-2056) .....	15
DRILLED SOLDIER PILE RETAINING WALL (STRUCTURE 050-2057) .....	20
AGGREGATE SUBGRADE IMPROVEMENT (BDE) .....	25
CONCRETE BOX CULVERTS WITH SKEWS > 30 DEGREES AND DESIGN FILLS ≤ 5 FEET (BDE) .....	28
CONCRETE BOX CULVERTS WITH SKEWS ≤ 30 DEGREES REGARDLESS OF DESIGN FILL AND SKEWS > 30 DEGREES WITH DESIGN FILLS > 5 FEET (BDE) .....	40
CONCRETE END SECTIONS FOR PIPE CULVERTS (BDE) .....	40
DISADVANTAGED BUSINESS ENTERPRISE PARTICIPATION (BDE) .....	42
FRICTION AGGREGATE (BDE) .....	52
GRANULAR MATERIALS (BDE) .....	55
HOT-MIX ASPHALT - DENSITY TESTING OF LONGITUDINAL JOINTS (BDE) .....	56

HOT-MIX ASPHALT – MIXTURE DESIGN COMPOSITION AND VOLUMETRIC REQUIREMENTS (BDE) ..... 57  
HOT-MIX ASPHALT – MIXTURE DESIGN VERIFICATION AND PRODUCTION (BDE) ..... 59  
LRFD PIPE CULVERT BURIAL TABLES (BDE) ..... 62  
PAVEMENT MARKING FOR BIKE SYMBOL (BDE) ..... 81  
PAVEMENT PATCHING (BDE) ..... 81  
PAYROLLS AND PAYROLL RECORDS (BDE) ..... 81  
PORTLAND CEMENT CONCRETE EQUIPMENT (BDE) ..... 83  
PROGRESS PAYMENTS (BDE) ..... 84  
QUALITY CONTROL/QUALITY ASSURANCE OF CONCRETE MIXTURES (BDE) ..... 85  
RECLAIMED ASPHALT PAVEMENT AND RECLAIMED ASPHALT SHINGLES (BDE) ..... 85  
REINFORCEMENT BARS (BDE) ..... 95  
REMOVAL AND DISPOSAL OF REGULATED SUBSTANCES (BDE) ..... 97  
REMOVAL AND DISPOSAL OF SURPLUS MATERIALS (BDE) ..... 101  
SEEDING (BDE) ..... 102  
TRACKING THE USE OF PESTICIDES (BDE) ..... 102  
WARM MIX ASPHALT (BDE) ..... 103  
WEEKLY DBE TRUCKING REPORTS (BDE) ..... 106  
FUEL COST ADJUSTMENT (BDE) (RETURN FORM WITH BID) ..... 107  
STEEL COST ADJUSTMENT (BDE) (RETURN FORM WITH BID) ..... 111  
SWPPP ..... 115  
404 PERMIT 1 ..... 122  
404 PERMIT 2 ..... 128  
404 PERMIT 3 ..... 132

## STATE OF ILLINOIS

---

### SPECIAL PROVISIONS

The following Special Provisions supplement the "Standard Specifications for Road and Bridge Construction, Adopted January 1, 2012", the latest edition of the "Manual on Uniform Traffic Control Devices for Streets and Highways", and the "Manual of Test Procedures for Materials" in effect on the date of invitation for bids, and the "Supplemental Specifications and Recurring Special Provisions" indicated on the Check Sheet included herein, which apply to and govern the construction of IL Route 170, Project ACF-0786(012) Section (110)BR-1,2,3 in LaSalle County, **Contract No. 66B19**, and in case of conflict with any part, or parts, of said Specifications, the said Special Provisions shall take precedence and shall govern.

#### LOCATION OF PROJECT

This project is located on IL 170. The bridges are located 5.9, 7.0 and 8 miles south of US 6.

#### DESCRIPTION OF PROJECT

This project consists of removing the existing structures and replacing them with double box culverts. Work shall also include removing and replacing guardrail, pavement removal and other work necessary to complete this project. A detour will be used during construction.

#### COMPLETION DATE WITH WORKING DAYS AND PROJECT DETOUR

IL Route 170 shall not be closed for the detour until June 2, 2014. The completion date of this project shall be August 15<sup>th</sup>, 2014. IL 170 will be reopened to all traffic on this date, **August 15, 2014. The Contractor will have 20 working days** after August 15, 2014 to complete seeded, resurfacing, and other incidental construction that does not require the use of the detour.

#### EMBANKMENT

(Effective July 1, 1990; Revised January 1, 2007)

This work shall be performed in accordance with Section 205 of the Standard Specifications except that the embankment material shall not be placed and compacted at moisture contents in excess of 110 percent of optimum moisture unless authorized, in writing, by the Engineer.

Topsoil material shall not be placed in the embankment within 12 in. (300 mm) of high type base and surface courses.



**AGGREGATE SHOULDERS, TYPE B – RAP**

(Effective February 23, 1998; Revised March 1, 2007)

The use of reclaimed asphalt pavement (RAP) as Aggregate Shoulders, Type B or Aggregate Wedge Shoulder, Type B is not allowed on this project.

Remove Note 1 from Article 481.02(b) RAP Material.

**PREPARATION OF BASE**

(Effective February 8, 2010; Revised January 1, 2012)

Add the following to Article 406.05(a) of the Standard Specifications:

Fine particulate shall be removed from all milled pavement by sweeping, vacuuming, or another method approved by the Engineer and then by air blasting prior to the placement of prime coat.

Replace the eighth paragraph of Article 406.14 of the Standard Specifications with the following:

Preparation of base will not be paid for separately, but shall be included in the cost of the HMA pay items.

**UNPUBLISHED TELEPHONE NUMBERS FOR ENGINEER'S FIELD OFFICE**

(Effective March 21, 2002; Revised January 1, 2012)

Add the following sentence to the end of Paragraphs 670.02(i)(2) and 670.04(f)(2):

All of the telephone lines provided shall have unpublished numbers.

**SHOULDER STABILIZATION AT GUARDRAIL**

(Effective February 7, 2013)

Replace the last sentence of the second, third and fourth paragraphs of Article 630.06 with the following:

The void around each post shall be backfilled with earth or aggregate and capped with 3 inches (75 mm) of grout.

**TRAFFIC CONTROL PLAN**

(Revised August 15, 2005; Revised October 10, 2012)

Traffic control shall be in accordance with the applicable sections of the Standard Specifications for Road and Bridge Construction, the applicable guidelines contained in the Illinois Manual on Uniform Traffic Control Devices for Streets and Highways, these special provisions, and any special details and Highway Standards herein and in the plans.

Special attention is called to the following sections of the Standard Specifications, the Highway Standards, and the special provisions relating to traffic control:

Standard Specifications:

- Section 701 - Work Zone Traffic Control and Protection
- Section 703 - Work Zone Pavement Marking
- Section 781 - Raised Reflective Pavement Markers
- Section 783 - Pavement Marking and Marker Removal
- Section 1106 – Work Zone Traffic Control Devices

Supplemental Specifications:

Highway Standards:

701001	701006	701011	701201	701301	701306
701311	701901				

In addition, the following also relate to traffic control for this project:

RECURRING SPECIAL PROVISIONS

Temporary Portable Bridge Traffic Signals

SPECIAL PROVISIONS

Maximum Drop-offs for Two-Lane, Two-Way Traffic  
Pavement Marking Removal/Work Zone Pavement Marking Removal  
Temporary Paint Pavement Marking  
Uneven Lanes

**TRAFFIC CONTROL SURVEILLANCE:** In addition to the Standard Specifications for Article 701.10 Surveillance, this item will be required when Traffic Standards 701326 are in place.

### **PAINT PAVEMENT MARKING – TWO APPLICATIONS**

(Effective: November 1, 2011)

Description. This work consists of furnishing and applying paint pavement marking according to Section 780 of the Standard Specifications except that the paint shall be applied in two applications.

Materials. Each application shall meet the requirements of Article 780.06 of the Standard Specifications.

General. The first application shall be allowed to dry prior to placing the second application over the first. The Contractor shall not place one thick application in lieu of two regular applications.

Basis of Payment. Each application will be measured and paid for.

### **CONTRACTOR ACCESS**

(Revised August 15, 2005; Revised January 1, 2008)

At road closure locations where Type III barricades are installed in a manner that will not allow contractor access to the project without relocation of one or more of the barricades, the arrangement of the barricades at the beginning of each work day may be altered, when approved by the Engineer, in the manner shown on Highway Standard 701901 for Road Closed to Through Traffic. "Road Closed" signs (R11-2), supplemented by "Except Authorized Vehicles" signs (R3-I101), shall be mounted on both the near right and the far left barricade(s). At the end of each work day, the barricades shall be returned to their in-line positions. This work will not be paid for separately, but shall be included in the associated traffic control pay items.

Additional barricades, drums or cones, required by the Engineer to control traffic when relocation for contractor access is used, will not be paid for separately, but shall be included in the associated traffic control pay items.

### **MAXIMUM DROP-OFFS FOR TWO-LANE, TWO-WAY TRAFFIC**

(Effective December 14, 2009, Revised January 12, 2010)

When the Contractor's operations cause a differential in elevation greater than 1.5 in. (38 mm) between adjacent lanes, the lane shall remain closed. The Contractor shall adjust his milling and paving operations so that all traffic lanes are open at the end of each work day.

To meet the above requirement, the Contractor shall:

Place the leveling binder lift immediately following the milling operation before opening the lane to traffic or

Place a temporary wedge after the milling operations (minimum 1V:3H slope) or

Mill a sloped wedge between lanes (minimum 1V:3H slope).

When the differential in elevation between adjacent open traffic lanes is greater than 1 in. (25 mm) and less than or equal to 1.5 in. (38 mm), "UNEVEN LANES" signs (W8-11(FO)) shall be erected at 1 mile (1.6 km) intervals.

This work will not be paid for separately, but shall be included in the cost of the applicable traffic control items.

### **TEMPORARY CONSTRUCTION/WATERWAY PERMITS (CORPS OF ENGINEERS)**

(Effective January 1, 2001; Revised January 1, 2002)

Temporary in-stream work for proposed construction activities has been authorized from the Army Corps of Engineers using the following guidelines:

All requests made by the Contractor shall refer to Permit No. **CEMVR-OD-P-2013-724** for Structure Number: **050-0072 (exist.)/050-2057 (prop.)**.

Temporary causeway / workpads:

- Area:  $\pm$  120 sq. yd.
- Location: Upstream side and Downstream side of structure, which may be adjusted depending on actual project needs.
- Material Type: Clean coarse aggregates.
- Additional Restrictions: Maintain normal low flows during construction by placing drainage culverts under the causeway or by other applicable and appropriate dewatering methods. Stream channel should be cleaned, reshaped and protected with riprap within the ROW limits upon completion of the project.

Should the Contractor desire to deviate from the guidelines currently imposed under the permit as listed above, then full design details including location, material specifications, and hydraulic analysis should be included in a request to the Army Corps of Engineers. Requests shall be made to United States Army Corps of Engineers, Rock Island District. Clock Tower Building-P.O. Box 2004, Rock Island, IL 61204.

Any additional request is at the discretion of the Contractor, therefore, any delays in receiving approval for various methods outside of the given parameters will **not** be cause for additional compensation.

## **TEMPORARY CONSTRUCTION/WATERWAY PERMITS (CORPS OF ENGINEERS)**

(Effective January 1, 2001; Revised January 1, 2002)

Temporary in-stream work for proposed construction activities has been authorized from the Army Corps of Engineers using the following guidelines:

All requests made by the Contractor shall refer to Permit No. **CEMVR-OD-P-2013-700** for Structure Number: **050-0156 (Exist)/ 050-2056 (Prop)**

Temporary causeway/work pad:

- Area:  $\pm$  84 sq. yd.
- Location: Actual location to be determined in the field to suit actual construction needs.
- Material Type: Clean coarse aggregates.
- Additional Restrictions: Dewatering methods will be at the option of the contractor. The stream channel within the right-of-way limits must be cleaned and all temporary instream works shall be removed from the stream channel and taken to an upland site upon completion of the project

Should the Contractor desire to deviate from the guidelines currently imposed under the permit as listed above, then full design details including location, material specifications, and hydraulic analysis should be included in a request to the Army Corps of Engineers. Requests shall be made to United States Army Corps of Engineers, Rock Island District, Clock Tower Building, Rock Island, IL 61204.

Any additional request is at the discretion of the Contractor; therefore, any delays in receiving approval for various methods outside of the given parameters will **not** be cause for additional compensation.

## **TEMPORARY CONSTRUCTION/WATERWAY PERMITS (CORPS OF ENGINEERS)**

(Effective January 1, 2001; Revised January 1, 2002)

Temporary in-stream work for proposed construction activities has been authorized from the Army Corps of Engineers using the following guidelines:

All requests made by the Contractor shall refer to Permit No. **CEMVR-OD-P-2013-698** for Structure Number: **050-0143 (Exist)/ 050-2055 (Prop)**

Temporary causeway/workpad:

- Area:  $\pm$  100 sq. yd.
- Location: Actual location to be determined in the field to suit actual construction needs.
- Material Type: Clean coarse aggregates.
- Additional Restrictions: Dewatering methods will be at the option of the contractor. The stream channel within the right-of-way limits must be cleaned and all temporary instream works shall be removed from the stream channel and taken to an upland site upon completion of the project

Should the Contractor desire to deviate from the guidelines currently imposed under the permit as listed above, then full design details including location, material specifications, and hydraulic analysis should be included in a request to the Army Corps of Engineers. Requests shall be made to United States Army Corps of Engineers, Rock Island District, Clock Tower Building, Rock Island, IL 61204.

Any additional request is at the discretion of the Contractor; therefore, any delays in receiving approval for various methods outside of the given parameters will **not** be cause for additional compensation.

### **TEMPORARY INFORMATION SIGNING**

(Effective May 15, 2013, Revised September 24, 2013)

Description. This work shall consist of the furnishing, installation, maintenance, and removal of temporary information signs.

Materials. Materials shall be according to the applicable portions of Section 701 of the Standard Specifications and as shown on the plans.

Construction Requirements. The temporary information signs shall be in place at least one week prior to the beginning of construction activities that impact traffic flow and shall remain in place until the completion of the project. If all lanes are open for an extended period of time during the project, such as a winter shutdown, the Contractor shall cover the signs until lane closures resume.

Signs shall be installed according to the requirements of Section 701.

Method of Measurement: This work will be measured for payment in square feet in place. The auxiliary sign panel will not be measured for payment.

Basis of Payment. This work will be paid for at the contract unit price per square foot for TEMPORARY INFORMATION SIGNING.

### **TRAFFIC CONTROL AND PROTECTION (SPECIAL)**

The work to be completed within this contract will cause a detour route requiring detour route signing. The Contractor shall provide and erect all IL Route 170 detour route signs at locations shown within the plans. This work shall consist of furnishing, installing, maintaining, relocating and removing all of the traffic control devices required for the temporary regional detour as shown on the plans. The cost of covering or removing any conflicting sign shall be included in the cost of Traffic Control and Protection (Special).

This work will be paid for at the contract Lump Sum price for TRAFFIC CONTROL AND PROTECTION (SPECIAL).

**SALVAGING EXISTING CONCRETE BARRIER**

There is existing concrete barrier that has been placed at SN 050-0072 in the last couple of years that will be salvaged. The Contractor shall salvage the concrete barrier and deliver them to the Gardner maintenance yard. The guardrail attenuators shall be removed from the project and shall become the property of the Contractor.

This item shall not be paid for separately but shall be included in the cost of Removal of Existing Structure.

**HOT-MIX ASPHALT – PRIME COAT**

(Effective: January 1, 2012, Revised: August 1, 2013)

Revise Note 1 of Article 406.02 of the Standard Specifications to read:

“Note 1. The bituminous material used for prime coat shall be one of the types listed in the following table. When more than one type is shown for a particular application, the Engineer reserves the right to specify the type which shall be used.

When emulsified asphalts are used, any dilution with water shall be performed by the emulsion producer. The emulsified asphalt shall be thoroughly agitated within 24 hours of application and show no separation of water and emulsion.

Application	Bituminous Material Types
Prime Coat on Brick, Concrete, or HMA Bases	SS-1, SS-1h, SS-1hP, SS-1vh, CSS-1, CSS-1h, CSS-1hP, HFE-90, RC-70
Prime Coat on Aggregate Bases	MC-30, PEP”

Revise Article 406.05(b) of the Standard Specifications to read:

“(b) Prime Coat. The bituminous material shall be prepared according to Article 403.05 and applied according to Article 403.10. The use of RC-70 shall be limited to air temperatures less than 60 °F (15 °C).”

“(1) Brick, Concrete or HMA Bases. The base shall be cleaned of all dust, debris and any substance that will prevent the prime coat from adhering to the base. Cleaning shall be accomplished by sweeping and vacuuming or sweeping and air blasting methods, as approved by the Engineer. The base shall be free of standing water at the time of application. The prime coat shall be applied uniformly and at a rate that will provide a residual asphalt rate on the prepared surface as specified in the following table.

Type of Surface to be Primed	Residual Asphalt Rate lb/sq ft (kg/sq m)
Milled HMA, Aged Non-Milled HMA, Milled Concrete, Non-Milled Concrete & Tined Concrete	0.05
Fog Coat between HMA Lifts, IL-4.75 & Brick	0.025

The bituminous material for the prime coat shall be placed one lane at a time. The primed lane shall remain closed until the prime coat is fully cured and does not pickup under traffic. When placing prime coat through an intersection where it is not possible to keep the lane closed, the prime coat may be covered immediately following its application with fine aggregate mechanically spread at a uniform rate of 2 to 4 lb/sq yd (1 to 2 kg/sq m).

- (2) Aggregate Bases. The prime coat shall be applied uniformly and at a rate that will provide a residual asphalt rate on the prepared surface of 0.25 lb/sq ft  $\pm$  0.01 (1.21 kg/sq m  $\pm$  0.05).

The prime coat shall be permitted to cure until the penetration has been approved by the Engineer, but at no time shall the curing period be less than 24 hours for MC-30 or four hours for PEP. Pools of prime occurring in the depressions shall be broomed or squeegeed over the surrounding surface the same day the prime coat is applied.

The base shall be primed 1/2 width at a time. The prime coat on the second half/width shall not be applied until the prime coat on the first half/width has cured so that it will not pick up under traffic.

The asphalt binder rate will be verified a minimum of once per application type consisting of at least 2000 tons of HMA according to the "Determination of Residual Asphalt in Prime and Tack Coat Materials" test procedure.

Prime coat shall be fully cured prior to placement of HMA to prevent pickup by haul trucks or paving equipment. If pickup occurs, paving shall cease in order to provide additional cure time.

Prime coat shall be placed no more than five days in advance of the placement of HMA. If after five days loss of prime coat is evident prior to covering with HMA, additional prime coat shall be placed as determined by the Engineer at no additional cost to the Department."

Revise the second paragraph of Article 406.13(b) of the Standard Specifications to read:

"Aggregate for covering prime coat will not be measured for payment."

Revise the first paragraph of Article 406.14 of the Standard Specifications to read:



“Prime Coat will be paid for at the contract unit price per pound (kilogram) of residual asphalt applied for BITUMINOUS MATERIALS (PRIME COAT), POLYMERIZED BITUMINOUS MATERIALS (PRIME COAT) or NON-TRACKING BITUMINOUS MATERIALS (PRIME COAT).”

Revise Article 1032.02 of the Standard Specifications to read:

**“1032.02 Measurement.** Asphalt binders, emulsified asphalts, rapid curing liquid asphalt, medium curing liquid asphalts, slow curing liquid asphalts, asphalt fillers, and road oils will be measured by weight.

A weight ticket for each truck load shall be furnished to the inspector. The truck shall be weighed at a location approved by the Engineer. The ticket shall show the weight of the empty truck (the truck being weighed each time before it is loaded), the weight of the loaded truck, and the net weight of the bituminous material.

When emulsion is used, the proportions of emulsion and any water added to the emulsion shall be shown on the Bill of Lading.

Payment will not be made for bituminous materials in excess of 105 percent of the amount specified by the Engineer.”

Add the following to the table in article 1032.04 of the Standard Specifications:

“SS-1vh	160 - 180	70 – 80”
---------	-----------	----------

Add the following to Article 1032.06 of the Standard Specifications:

“(g) Non Tracking Emulsified Asphalt SS-1vh:

Requirements for SS-1vh			
Test		SPEC	AASHTO Test Method
Saybolt Viscosity @ 25C,	SFS	20-200	T 72
Storage Stability, 24hr.,	%	1 max.	T 59
Residue by Evaporation,	%	50 min.	T 59
Sieve Test,	%	0.3 max.	T 59
Tests on Residue from Evaporation			
Penetration @25°C, 100g., 5 sec., dmm		20 max.	T 49
Softening Point,	°C	65 min.	T 53
Solubility,	%	97.5 min.	T 44
Orig. DSR @ 82°C,	kPa	1.00 min.	T 315”

Revise the last table of Article 1032.06 to read:

"Grade	Use
SS-1, SS-1h, CSS-1, CSS-1h, HFE-90, SS-1hP, CSS-1hP, SS-1vh	Prime or fog seal
PEP	Bituminous surface treatment prime
RS-2, HFE-90, HFE-150, HFE-300, CRSP, HFP, CRS-2, HFRS-2	Bituminous surface treatment
CSS-1h Latex Modified	Microsurfacing"

**STATUS OF UTILITIES TO BE ADJUSTED:**

(Effective January 1, 2007; Revised January 24, 2011)

Name & Address of Utility	Type	Location	Estimated Date Relocation Complete
ComEd, An Exelon Company Two Lincoln Centre Oakbrook Terrace, IL 60181 (CE Ref # H13493JOL)	<u>SN 050-0143</u> Aerial Electric	West side (RT) At ROW	No conflict. Be aware of overhead power when constructing soldier piles.
	<u>SN 050-0156</u> Aerial Electric	West side (RT) At ROW	No conflict. Be aware of overhead power when constructing soldier piles.
	<u>SN 050-0072</u> Aerial Electric	East side (LT)	Potential conflict with earth excavation. Poles to be relocated. Permit required.
AT&T 100 Commerce Drive Oak Brook, IL 60523	<u>SN 050-0143</u> Buried telephone	East side (LT)	Conflict with earth Excavation.
	<u>SN 050-0156</u> Buried and aerial telephone	Buried on east Side (LT) with Aerial at creek	Conflict with earth excavation.  Permits required.
	<u>SN 050-0072</u>	Not in area	

The above represents the best information of the Department and is only included for the convenience of the bidder. The applicable provisions of Section 102 and Articles 105.07, 107.20, 107.37, 107.38, 107.39, 107.40, and 108.02 of the Standard Specifications for Road and Bridge Construction shall apply.

The estimated utility relocation dates should be part of the progress schedule submitted by the Contractor.

\*\* Above utility relocation information reflected as of August 5, 2013, relocation complete dates are unknown at this time due to right of way acquisitions. Any necessary utility relocations are required to be complete by approximately March 1, 2014. Per SB 699 (90 day utility relocation law), once the proposed right of way is clear to award the project, a notice will be sent to the utility companies instructing them to have their facilities relocated within 90 days.

**MEMBRANE WATERPROOFING FOR CULVERTS**

Effective: November 27, 2013

Description. This work shall consist of furnishing and applying a self-adhesive membrane waterproofing system to the top slab and sidewalls of the box culvert as detailed on the contract plans.

Materials. The material used in the waterproofing system shall consist of a cold-applied, self-adhering membrane incorporating a woven or non-woven polypropylene mesh or fiberglass reinforcement with release film on one side.

The sheet membrane shall have the following physical properties:

<b>Physical Properties</b>	
Thickness ASTM D 1777	60 mils (1.500 mm) min.
Width	36 inches (914 mm) min.
Pliability [180° bend over 1/4 inch (6 mm) mandrel @ -25 °F (-32 °C)] ASTM D 146	No Effect
Elongation ASTM D 412 (Die C)	300% min
Puncture Resistance-Membrane ASTM E 154	40 lb (18 kg) min.
Permeance (Grains/ft <sup>2</sup> /hr/in Hg) ASTM E 96, Method B	0.1 max.
Water Absorption (% by Weight) ASTM D 570	0.2 max.
Adhesion to concrete ASTM D 903	5.0 lb/in (89 g/mm) min.

Certification: Prior to approval and use of the material the Contractor shall submit, to the Engineer, a notarized certification by an independent test laboratory stating that the materials conform to the requirements of these specifications. The certification shall include or have attached specific results of tests performed on the material supplied. The Engineer may at his option require samples of any material for testing. Materials may be accepted on certification but are subject to control and/or approval by subsequent testing.

Construction. The areas requiring waterproofing shall be prepared and the waterproofing installed in accordance with the manufacturer’s instructions. Surfaces to be waterproofed shall be smooth and free from projections which might damage the waterproofing membrane. Projections or depressions on the surface on which the membrane is to be applied that may cause damage to the membrane shall be removed or filled as directed by the Engineer. The surface shall be power washed and cleaned of dust, dirt, grease, and loose particles, and shall be dry before the waterproofing is applied.

The installation of the sheet membrane shall commence at the highest elevation of the culvert top slab and progress toward the lowest elevation. The membrane strips shall be overlapped a minimum of 2 ½ inches (64 mm). The membrane shall be smooth and free of wrinkles and there shall be no depressions in horizontal surfaces of the finished waterproofing.

Sealing bands at joints in precast box culverts shall be installed prior to the sheet membrane being applied. Where the waterproofing membrane and sealing band overlap, the installation shall be planned such that water will not be trapped or directed underneath the membrane or sealing band.

Care shall be taken to protect and to prevent damage to the membrane surface prior to and during backfilling operations. The sheet membrane shall be removed as required for the installation of slab mounted guardrails and other appurtenances. After the installation is complete, the sheet membrane shall be repaired and sealed against water intrusion according to the manufacturer's instructions and to the satisfaction of the Engineer.

Replace the last paragraph of Article 540.06 Precast Concrete Box Culverts and replace with:

Handling holes shall be filled with a polyethylene plug. The plug shall not project beyond the inside surface after installation nor project above the outside surface to the extent that may cause damage to the membrane. When metal lifting inserts are used, their sockets shall be filled with mastic or mortar compatible with the membrane.

Method of Measurement. The waterproofing system will be measured in place, in square yards (square meters) of the concrete surface to be waterproofed.

Basis of Payment. This work will be paid for at the contract unit price, per square yard (square meter) for MEMBRANE WATERPROOFING FOR CULVERTS.

## **WEEP HOLE DRAINS FOR ABUTMENTS, WINGWALLS, RETAINING WALLS AND CULVERTS**

Effective: April 19, 2012

Revised: October 22, 2013

Delete the last paragraphs of Articles 205.05 and 502.10 and replace with the following.

"If a geocomposite wall drain according to Section 591 is not specified, a prefabricated geocomposite strip drain according to Section 1040.07 shall be placed at the back of each drain hole. The strip drain shall be 24 inches (600 mm) wide and 48 inches (1.220 m) tall. The strip drain shall be centered over the drain hole with the bottom located 12 inches (300 mm) below the bottom of the drain hole. All form boards or other obstructions shall be removed from the drain holes before placing any geocomposite strip drain."

Revise the last sentence of the first paragraph of Article 503.11 to read as follows.

"Drain holes shall be covered to prevent the leakage of backfill material according to Article 502.10."

Revise the title of Article 1040.07 to Geocomposite Wall Drains and Strip Drains.

**MEMBRANE WATERPROOFING FOR CULVERTS**

Effective: November 27, 2013

Description. This work shall consist of furnishing and applying a self-adhesive membrane waterproofing system to the top slab and sidewalls of the box culvert as detailed on the contract plans.

Materials. The material used in the waterproofing system shall consist of a cold-applied, self-adhering membrane incorporating a woven or non-woven polypropylene mesh or fiberglass reinforcement with release film on one side.

The sheet membrane shall have the following physical properties:

<b>Physical Properties</b>	
Thickness ASTM D 1777	60 mils (1.500 mm) min.
Width	36 inches (914 mm) min.
Pliability [180° bend over 1/4 inch (6 mm) mandrel @ -25 °F (-32 °C)] ASTM D 146	No Effect
Elongation ASTM D 412 (Die C)	300% min
Puncture Resistance-Membrane ASTM E 154	40 lb (18 kg) min.
Permeance (Grains/ft <sup>2</sup> /hr/in Hg) ASTM E 96, Method B	0.1 max.
Water Absorption (% by Weight) ASTM D 570	0.2 max.
Adhesion to concrete ASTM D 903	5.0 lb/in (89 g/mm) min.

Certification: Prior to approval and use of the material the Contractor shall submit, to the Engineer, a notarized certification by an independent test laboratory stating that the materials conform to the requirements of these specifications. The certification shall include or have attached specific results of tests performed on the material supplied. The Engineer may at his option require samples of any material for testing. Materials may be accepted on certification but are subject to control and/or approval by subsequent testing.

Construction. The areas requiring waterproofing shall be prepared and the waterproofing installed in accordance with the manufacturer's instructions. Surfaces to be waterproofed shall be smooth and free from projections which might damage the waterproofing membrane. Projections or depressions on the surface on which the membrane is to be applied that may cause damage to the membrane shall be removed or filled as directed by the Engineer. The surface shall be power washed and cleaned of dust, dirt, grease, and loose particles, and shall be dry before the waterproofing is applied.

The installation of the sheet membrane shall commence at the highest elevation of the culvert top slab and progress toward the lowest elevation. The membrane strips shall be overlapped a minimum of 2 ½ inches (64 mm). The membrane shall be smooth and free of wrinkles and there shall be no depressions in horizontal surfaces of the finished waterproofing.

Sealing bands at joints in precast box culverts shall be installed prior to the sheet membrane being applied. Where the waterproofing membrane and sealing band overlap, the installation shall be planned such that water will not be trapped or directed underneath the membrane or sealing band.

Care shall be taken to protect and to prevent damage to the membrane surface prior to and during backfilling operations. The sheet membrane shall be removed as required for the installation of slab mounted guardrails and other appurtenances. After the installation is complete, the sheet membrane shall be repaired and sealed against water intrusion according to the manufacturer's instructions and to the satisfaction of the Engineer.

Replace the last paragraph of Article 540.06 Precast Concrete Box Culverts and replace with:

Handling holes shall be filled with a polyethylene plug. The plug shall not project beyond the inside surface after installation nor project above the outside surface to the extent that may cause damage to the membrane. When metal lifting inserts are used, their sockets shall be filled with mastic or mortar compatible with the membrane.

Method of Measurement. The waterproofing system will be measured in place, in square yards (square meters) of the concrete surface to be waterproofed.

Basis of Payment. This work will be paid for at the contract unit price, per square yard (square meter) for MEMBRANE WATERPROOFING FOR CULVERTS.

#### **DRILLED SOLDIER PILE RETAINING WALL (STRUCTURES 05-2055 & 050-2056)**

Effective: September 20, 2001

Revised: December 11, 2013

Description. This work shall consist of providing all labor, materials, and equipment necessary to fabricate and furnish the soldier piles, create and maintain the shaft excavations, set and brace the soldier piles into position and encase the soldier piles in concrete to the specified elevation. Also included in this work is the backfilling of the remainder of the shaft excavation with Controlled Low-Strength Material (CLSM), and the furnishing and installation of lagging. All work shall be according to the details shown on the plans and as directed by the Engineer.

The remainder of the retaining wall components as shown on the plans, such as concrete facing, shear studs, reinforcement bars, tie backs, hand rails, and various drainage items etc., are not included in this Special Provision but are paid for as specified elsewhere in this Contract.

Materials. The materials used for the soldier piles and lagging shall satisfy the following requirements:

- (a) The structural steel components for the soldier piles shall conform to the requirements of AASHTO M270, Grade 36 (M270M Grade 250), unless otherwise designated on the plans.
- (b) The soldier pile encasement concrete shall be Class DS according to Article 516.02.
- (c) The Controlled Low-Strength Material (CLSM), used for backfilling shaft excavations above the soldier pile encasement concrete and for backfilling secant lagging excavations, to the existing ground surface, shall be according to Section 1019.

- (d) Temporary casing shall be produced by electric seam, butt, or spiral welding to produce a smooth wall surface, fabricated from steel satisfying ASTM A252 Grade 2. The minimum wall thickness shall be as required to resist the anticipated installation and dewatering stresses, as determined by the Contractor, but in no case less than 1/4 in. (6 mm).
- (e) Drilling slurry shall consist of a polymer or mineral base material. Mineral slurry shall have both a mineral grain size that will remain in suspension with sufficient viscosity and gel characteristics to transport excavated material to a suitable screening system. The percentage and specific gravity of the material used to make the suspension shall be sufficient to maintain the stability of the excavation and to allow proper concrete placement. For polymer slurry, the calcium hardness of the mixing water shall not exceed 100 mg/L.
- (f) Timber Lagging. The minimum tabulated unit stress in bending ( $F_b$ ), used for the design of the timber lagging, shall be 1000 psi (6.9 MPa) unless otherwise specified on the plans. When treated timber lagging is specified on the plans, the method of treatment shall be according to Article 1007.12. All timber shall meet the inspection requirements of Article 1007.01.
- (g) Precast Concrete Lagging. Precast concrete lagging shall be according to Section 504 of the Standard Specifications, except as modified herein. Unless specified otherwise, precast concrete lagging surfaces exposed to view in the completed wall shall be finished according to Article 503.15. When specified on the plans, the exposed surface shall be finished with a concrete form liner approved by the Engineer. The back face of the panel shall be roughly screeded to eliminate open pockets of aggregate and surface distortions in excess of 1/4 in. Reinforcement for precast concrete lagging shall be epoxy coated. Lifting inserts shall have a total minimum design capacity based on yield strength of 4 times the dead load calculated for the width of lagging used. Fabric bearing pads, when specified on the plans, shall meet the requirements of Section 1082. Threaded inserts, or other accessories, cast into the precast concrete lagging shall be galvanized according to AASHTO M111 or M232 as applicable.

Equipment. The drilling equipment shall have adequate capacity, including power, torque and down thrust, to create a shaft excavation of the maximum diameter specified to a depth of 20 percent beyond the depths shown on the plans. Concrete equipment shall be according to Article 1020.03.

Construction Requirements. The shaft excavation for each soldier pile shall extend to the tip elevation indicated on the plans for soldier piles terminating in soil or to the required embedment in rock when rock is indicated on the contract plans. The Contractor shall satisfy the following requirements:

- (a) Drilling Methods. The soldier pile installation shall be according to Articles 516.06(a),(b), or(c).

No shaft excavation shall be made adjacent to a soldier pile with encasement concrete that has a compressive strength less than 1500 psi (10.35 MPa), nor adjacent to secant lagging until the CLSM has reach sufficient strength to maintain its position and shape unless otherwise approved by the Engineer. Materials removed or generated from the shaft excavations shall be disposed of by the Contractor according to Article 202.03. Excavation by blasting will not be permitted.

- (b) Drilling Slurry. During construction, the level of the slurry shall be maintained at a height sufficient to prevent caving of the hole. In the event of a sudden or significant loss of slurry to the hole, the construction of that shaft shall be stopped and the shaft excavation backfilled or supported by temporary casing until a method to stop slurry loss, or an alternate construction procedure, has been developed and approved by the Engineer.
- (c) Obstructions. Obstructions shall be defined as any object (such as but not limited to, boulders, logs, old foundations, etc.) that cannot be removed with normal earth drilling procedures, but requires special augers, tooling, core barrels or rock augers to remove the obstruction. When obstructions are encountered, the Contractor shall notify the Engineer and upon concurrence of the Engineer, the Contractor shall begin working to core, break up, push aside, or remove the obstruction. Lost tools or equipment in the excavation, as a result of the Contractor's operation, shall not be defined as obstructions and shall be removed at the Contractor's expense.
- (d) Top of Rock. The top of rock will be considered as the point where rock, defined as bedded deposits and conglomerate deposits exhibiting the physical characteristics and difficulty of rock removal as determined by the Engineer, is encountered which cannot be drilled with earth augers and/or underreaming tools configured to be effective in the soils indicated in the contract documents, and requires the use of special rock augers, core barrels, air tools, blasting, or other methods of hand excavation.
- (e) Design Modifications. If the top of rock elevation encountered is below that estimated on the plans, such that the soldier pile length above rock is increased by more than 10 percent, the Engineer shall be contacted to determine if any soldier pile design changes are required. In addition, if the type of soil or rock encountered is not similar to that shown in the subsurface exploration data, the Engineer shall be contacted to determine if revisions are necessary.
- (f) Soldier Pile Fabrication and Placement. The soldier pile is defined as the structural steel section(s) shown on the plans as well as any connecting plates used to join multiple sections. The types of soldier piles shall be defined as HP, W Sections, or Built-Up Sections. Cleaning and painting of all steel components, when specified, shall be as shown on the plans and accomplished according to Section 506. This work will not be paid for separately, but shall be considered included in the cost of Furnishing Soldier Piles of the type specified.



The soldier pile shall be shop fabricated such that no field welding is required. The Contractor shall attach suitable bracing or support to maintain the position of the soldier pile within the shaft excavation such that the final location will satisfy the Construction Tolerances portion of this Special Provision. The bracing or supports shall remain in place until the concrete for encasement has reached a minimum compressive strength of 1500 psi (10.35 MPa).

When embedment in rock is indicated on the plans, modification to the length of a soldier pile may be required to satisfy the required embedment. The modification shall be made to the top of the soldier pile unless otherwise approved by the Engineer. When the top of rock encountered is above the estimated elevation indicated on the plans, the soldier piles shall be cut to the required length. If the top of rock encountered is below that estimated on the plans, the Contractor shall either furnish longer soldier piles or splice on additional length of soldier pile per Article 512.05(a) to satisfy the required embedment in rock. In order to avoid delays, the Contractor may have additional soldier pile sections fabricated as necessary to make the required adjustments. Additional soldier pile quantities, above those shown on the plans, shall not be furnished without prior written approval by the Engineer.

- (g) Concrete Placement. Concrete work shall be performed according to Article 516.12 and as specified herein.

The soldier pile encasement concrete pour shall be made in a continuous manner from the bottom of the shaft excavation to the elevation indicated on the plans. Concrete shall be placed as soon as possible after the excavation is completed and the soldier pile is secured in the proper position. Uneven levels of concrete placed in front, behind, and on the sides of the soldier pile shall be minimized to avoid soldier pile movement, and to ensure complete encasement.

Following the soldier pile encasement concrete pour, the remaining portion of the shaft excavation shall be backfilled with CLSM according to Section 593. CLSM Secant lagging placement shall be placed as soon as practical after the shaft excavation is cleared.

- (h) Construction Tolerances. The soldier piles shall be drilled and located within the excavation to satisfy the following tolerances:

(1) The center of the soldier pile shall be within 1 1/2 in. (38 mm) of plan station and 1/2 in. (13 mm) offset at the top of the shaft.

(2) The out of vertical plumbness of the soldier pile shall not exceed 0.83 percent.

(3) The top of the soldier pile shall be within  $\pm 1$  in. ( $\pm 25$  mm) of the plan elevation.

- (i) Timber Lagging. Timber lagging, when required by the plans, installed below the original ground surface, shall be placed from the top down as the excavation proceeds. Lagging shown above grade shall be installed and backfilled against prior to installing any permanent facing to minimize post construction deflections. Over-excavation required to place the timber lagging behind the flanges of the soldier piles shall be the minimum necessary to install the lagging. Any voids produced behind the lagging shall be filled with porous granular embankment at the Contractors expense. When the plans require the Contractor to design the timber lagging, the design shall be based on established practices published in

FHWA or AASHTO documents considering lateral earth pressure, construction loading, traffic surcharges and the lagging span length(s). The nominal thickness of the lagging selected shall not be less than 3 in. (75 mm) and shall satisfy the minimum tabulated unit stress in bending ( $F_b$ ) stated elsewhere in this Special Provision. The Contractor shall be responsible for the successful performance of the lagging system until the concrete facing is installed. When the nominal timber lagging thickness(s) and allowable stress are specified on the plans, the timber shall be according to Article 1007.03.

- (j) Precast Concrete Lagging. Precast concrete lagging, when required by the plans, installed below the original ground surface, shall be placed from the top down as the excavation proceeds. Lagging shown above grade shall be installed and backfilled against prior to installing any permanent facing to minimize post construction deflections. Over-excavation required to place the precast lagging behind the flanges of the soldier piles shall be the minimum necessary to install the lagging. Any voids produced behind the lagging shall be filled with porous granular embankment at the Contractor's expense. When the plans require the Contractor to design the precast concrete lagging, the design shall be based on established practices published in FHWA or AASHTO documents considering lateral earth pressure, construction loading, traffic surcharges and the lagging span length(s). The Contractor shall be responsible for the successful performance of the lagging system until the permanent concrete facing, when specified on the plans, is installed.

The precast concrete lagging shall be reinforced with a minimum of 0.31 square inches/foot (655 Sq. mm/meter) of horizontal and vertical reinforcement per unit width of lagging with a minimum thickness of 3 in. (75 mm).

When precast concrete lagging is exposed to view in the completed wall, shop drawings for the lagging shall be submitted according to Article 1042.03(b) and Article 105.04 of the Standard Specifications. The supplier selected by the Contractor shall submit complete design calculations and shop drawings, prepared and sealed by an Illinois Licensed Structural Engineer, for approval by the Engineer.

- (k) Structure Excavation. When structure excavation is necessary to place a concrete facing, it shall be made and paid for according to Section 502 except that the horizontal limits for structure excavation shall be from the face of the soldier pile to a vertical plane 2 ft. (600 mm) from the finished face of the wall. The depth shall be from the top of the original ground surface to the bottom of the concrete facing. The additional excavation necessary to place the lagging whether through soil or CLSM shall be included in this work.
- (l) Geocomposite Wall Drain. When required by the plans, the geocomposite wall drain shall be installed and paid for according to Section 591 except that, in the case where a concrete facing is specified on the plans, the wall drain shall be installed on the concrete facing side of the lagging with the pervious (fabric) side of the drain installed to face the lagging. When a concrete facing is not specified on the plans, the pervious (fabric) side of the drain shall be installed to face the soil. In this case, the drain shall be installed in stages as the lagging is installed. The wall drain shall be placed in sections and spliced, or kept on a continuous roll, so that as each piece of lagging is placed, the drain can be properly located as the excavation proceeds.

**Method of Measurement.** Work For Structures 05-2055 & 050-2056 **Will Not Be Measured For Payment.** This work will be paid for at the contract Lump sum price for BOX CULVERT END SECTIONS, of the culvert specified on the plans.

Obstruction mitigation shall be paid for according to Article 109.04.

No additional compensation, other than noted above, will be allowed for removing and disposing of excavated materials, for furnishing and placing concrete, CLSM, bracing, lining, temporary casings placed and removed or left in place, or for any excavation made or concrete placed outside of the plan diameter(s) of the shaft(s) specified.

### **DRILLED SOLDIER PILE RETAINING WALL (STRUCTURE 050-2057)**

Effective: September 20, 2001

Revised: December 11, 2013

**Description.** This work shall consist of providing all labor, materials, and equipment necessary to fabricate and furnish the soldier piles, create and maintain the shaft excavations, set and brace the soldier piles into position and encase the soldier piles in concrete to the specified elevation. Also included in this work is the backfilling of the remainder of the shaft excavation with Controlled Low-Strength Material (CLSM), and the furnishing and installation of lagging. All work shall be according to the details shown on the plans and as directed by the Engineer.

The remainder of the retaining wall components as shown on the plans, such as concrete facing, shear studs, reinforcement bars, tie backs, hand rails, and various drainage items etc., are not included in this Special Provision but are paid for as specified elsewhere in this Contract.

**Materials.** The materials used for the soldier piles and lagging shall satisfy the following requirements:

- (c) The structural steel components for the soldier piles shall conform to the requirements of AASHTO M270, Grade 36 (M270M Grade 250), unless otherwise designated on the plans.
- (d) The soldier pile encasement concrete shall be Class DS according to Article 516.02.
- (h) The Controlled Low-Strength Material (CLSM), used for backfilling shaft excavations above the soldier pile encasement concrete and for backfilling secant lagging excavations, to the existing ground surface, shall be according to Section 1019.
- (i) Temporary casing shall be produced by electric seam, butt, or spiral welding to produce a smooth wall surface, fabricated from steel satisfying ASTM A252 Grade 2. The minimum wall thickness shall be as required to resist the anticipated installation and dewatering stresses, as determined by the Contractor, but in no case less than 1/4 in. (6 mm).
- (j) Drilling slurry shall consist of a polymer or mineral base material. Mineral slurry shall have both a mineral grain size that will remain in suspension with sufficient viscosity and gel characteristics to transport excavated material to a suitable screening system. The percentage and specific gravity of the material used to make the suspension shall be sufficient to maintain the stability of the excavation and to allow proper concrete placement. For polymer slurry, the calcium hardness of the mixing water shall not exceed 100 mg/L.

- (k) Timber Lagging. The minimum tabulated unit stress in bending ( $F_b$ ), used for the design of the timber lagging, shall be 1000 psi (6.9 MPa) unless otherwise specified on the plans. When treated timber lagging is specified on the plans, the method of treatment shall be according to Article 1007.12. All timber shall meet the inspection requirements of Article 1007.01.
- (l) Precast Concrete Lagging. Precast concrete lagging shall be according to Section 504 of the Standard Specifications, except as modified herein. Unless specified otherwise, precast concrete lagging surfaces exposed to view in the completed wall shall be finished according to Article 503.15. When specified on the plans, the exposed surface shall be finished with a concrete form liner approved by the Engineer. The back face of the panel shall be roughly screeded to eliminate open pockets of aggregate and surface distortions in excess of 1/4 in. Reinforcement for precast concrete lagging shall be epoxy coated. Lifting inserts shall have a total minimum design capacity based on yield strength of 4 times the dead load calculated for the width of lagging used. Fabric bearing pads, when specified on the plans, shall meet the requirements of Section 1082. Threaded inserts, or other accessories, cast into the precast concrete lagging shall be galvanized according to AASHTO M111 or M232 as applicable.

Equipment. The drilling equipment shall have adequate capacity, including power, torque and down thrust, to create a shaft excavation of the maximum diameter specified to a depth of 20 percent beyond the depths shown on the plans. Concrete equipment shall be according to Article 1020.03.

Construction Requirements. The shaft excavation for each soldier pile shall extend to the tip elevation indicated on the plans for soldier piles terminating in soil or to the required embedment in rock when rock is indicated on the contract plans. The Contractor shall satisfy the following requirements:

- (e) Drilling Methods. The soldier pile installation shall be according to Articles 516.06(a),(b), or(c).

No shaft excavation shall be made adjacent to a soldier pile with encasement concrete that has a compressive strength less than 1500 psi (10.35 MPa), nor adjacent to secant lagging until the CLSM has reach sufficient strength to maintain its position and shape unless otherwise approved by the Engineer. Materials removed or generated from the shaft excavations shall be disposed of by the Contractor according to Article 202.03. Excavation by blasting will not be permitted.

- (f) Drilling Slurry. During construction, the level of the slurry shall be maintained at a height sufficient to prevent caving of the hole. In the event of a sudden or significant loss of slurry to the hole, the construction of that shaft shall be stopped and the shaft excavation backfilled or supported by temporary casing until a method to stop slurry loss, or an alternate construction procedure, has been developed and approved by the Engineer.
- (g) Obstructions. Obstructions shall be defined as any object (such as but not limited to, boulders, logs, old foundations, etc.) that cannot be removed with normal earth drilling procedures, but requires special augers, tooling, core barrels or rock augers to remove the obstruction. When obstructions are encountered, the Contractor shall notify the Engineer and upon concurrence of the Engineer, the Contractor shall begin working to core, break up,

push aside, or remove the obstruction. Lost tools or equipment in the excavation, as a result of the Contractor's operation, shall not be defined as obstructions and shall be removed at the Contractor's expense.

- (h) Top of Rock. The top of rock will be considered as the point where rock, defined as bedded deposits and conglomerate deposits exhibiting the physical characteristics and difficulty of rock removal as determined by the Engineer, is encountered which cannot be drilled with earth augers and/or underreaming tools configured to be effective in the soils indicated in the contract documents, and requires the use of special rock augers, core barrels, air tools, blasting, or other methods of hand excavation.
- (e) Design Modifications. If the top of rock elevation encountered is below that estimated on the plans, such that the soldier pile length above rock is increased by more than 10 percent, the Engineer shall be contacted to determine if any soldier pile design changes are required. In addition, if the type of soil or rock encountered is not similar to that shown in the subsurface exploration data, the Engineer shall be contacted to determine if revisions are necessary.
- (f) Soldier Pile Fabrication and Placement. The soldier pile is defined as the structural steel section(s) shown on the plans as well as any connecting plates used to join multiple sections. The types of soldier piles shall be defined as HP, W Sections, or Built-Up Sections. Cleaning and painting of all steel components, when specified, shall be as shown on the plans and accomplished according to Section 506. This work will not be paid for separately, but shall be considered included in the cost of Furnishing Soldier Piles of the type specified.

The soldier pile shall be shop fabricated such that no field welding is required. The Contractor shall attach suitable bracing or support to maintain the position of the soldier pile within the shaft excavation such that the final location will satisfy the Construction Tolerances portion of this Special Provision. The bracing or supports shall remain in place until the concrete for encasement has reached a minimum compressive strength of 1500 psi (10.35 MPa).

When embedment in rock is indicated on the plans, modification to the length of a soldier pile may be required to satisfy the required embedment. The modification shall be made to the top of the soldier pile unless otherwise approved by the Engineer. When the top of rock encountered is above the estimated elevation indicated on the plans, the soldier piles shall be cut to the required length. If the top of rock encountered is below that estimated on the plans, the Contractor shall either furnish longer soldier piles or splice on additional length of soldier pile per Article 512.05(a) to satisfy the required embedment in rock. In order to avoid delays, the Contractor may have additional soldier pile sections fabricated as necessary to make the required adjustments. Additional soldier pile quantities, above those shown on the plans, shall not be furnished without prior written approval by the Engineer.

- (h) Concrete Placement. Concrete work shall be performed according to Article 516.12 and as specified herein.

The soldier pile encasement concrete pour shall be made in a continuous manner from the bottom of the shaft excavation to the elevation indicated on the plans. Concrete shall be placed as soon as possible after the excavation is completed and the soldier pile is secured in the proper position. Uneven levels of concrete placed in front, behind, and on the sides of

the soldier pile shall be minimized to avoid soldier pile movement, and to ensure complete encasement.

Following the soldier pile encasement concrete pour, the remaining portion of the shaft excavation shall be backfilled with CLSM according to Section 593. CLSM Secant lagging placement shall be placed as soon as practical after the shaft excavation is cleared.

(h) Construction Tolerances. The soldier piles shall be drilled and located within the excavation to satisfy the following tolerances:

(4) The center of the soldier pile shall be within 1 1/2 in. (38 mm) of plan station and 1/2 in. (13 mm) offset at the top of the shaft.

(5) The out of vertical plumbness of the soldier pile shall not exceed 0.83 percent.

(6) The top of the soldier pile shall be within  $\pm 1$  in. ( $\pm 25$  mm) of the plan elevation.

(i) Timber Lagging. Timber lagging, when required by the plans, installed below the original ground surface, shall be placed from the top down as the excavation proceeds. Lagging shown above grade shall be installed and backfilled against prior to installing any permanent facing to minimize post construction deflections. Over-excavation required to place the timber lagging behind the flanges of the soldier piles shall be the minimum necessary to install the lagging. Any voids produced behind the lagging shall be filled with porous granular embankment at the Contractors expense. When the plans require the Contractor to design the timber lagging, the design shall be based on established practices published in FHWA or AASHTO documents considering lateral earth pressure, construction loading, traffic surcharges and the lagging span length(s). The nominal thickness of the lagging selected shall not be less than 3 in. (75 mm) and shall satisfy the minimum tabulated unit stress in bending ( $F_b$ ) stated elsewhere in this Special Provision. The Contractor shall be responsible for the successful performance of the lagging system until the concrete facing is installed. When the nominal timber lagging thickness(s) and allowable stress are specified on the plans, the timber shall be according to Article 1007.03.

(m) Precast Concrete Lagging. Precast concrete lagging, when required by the plans, installed below the original ground surface, shall be placed from the top down as the excavation proceeds. Lagging shown above grade shall be installed and backfilled against prior to installing any permanent facing to minimize post construction deflections. Over-excavation required to place the precast lagging behind the flanges of the soldier piles shall be the minimum necessary to install the lagging. Any voids produced behind the lagging shall be filled with porous granular embankment at the Contractor's expense. When the plans require the Contractor to design the precast concrete lagging, the design shall be based on established practices published in FHWA or AASHTO documents considering lateral earth pressure, construction loading, traffic surcharges and the lagging span length(s). The Contractor shall be responsible for the successful performance of the lagging system until the permanent concrete facing, when specified on the plans, is installed.

The precast concrete lagging shall be reinforced with a minimum of 0.31 square inches/foot (655 Sq. mm/meter) of horizontal and vertical reinforcement per unit width of lagging with a minimum thickness of 3 in. (75 mm).

When precast concrete lagging is exposed to view in the completed wall, shop drawings for the lagging shall be submitted according to Article 1042.03(b) and Article 105.04 of the Standard Specifications. The supplier selected by the Contractor shall submit complete design calculations and shop drawings, prepared and sealed by an Illinois Licensed Structural Engineer, for approval by the Engineer.

- (n) Structure Excavation. When structure excavation is necessary to place a concrete facing, it shall be made and paid for according to Section 502 except that the horizontal limits for structure excavation shall be from the face of the soldier pile to a vertical plane 2 ft. (600 mm) from the finished face of the wall. The depth shall be from the top of the original ground surface to the bottom of the concrete facing. The additional excavation necessary to place the lagging whether through soil or CLSM shall be included in this work.
- (o) Geocomposite Wall Drain. When required by the plans, the geocomposite wall drain shall be installed and paid for according to Section 591 except that, in the case where a concrete facing is specified on the plans, the wall drain shall be installed on the concrete facing side of the lagging with the pervious (fabric) side of the drain installed to face the lagging. When a concrete facing is not specified on the plans, the pervious (fabric) side of the drain shall be installed to face the soil. In this case, the drain shall be installed in stages as the lagging is installed. The wall drain shall be placed in sections and spliced, or kept on a continuous roll, so that as each piece of lagging is placed, the drain can be properly located as the excavation proceeds.

Method of Measurement. The furnishing of soldier piles will be measured for payment in feet (meters) along the centerline of the soldier pile for each of the types specified. The length shall be determined as the difference between the plan top of soldier pile and the final as built shaft excavation bottom.

The drilling and setting of soldier piles in soil and rock, will be measured for payment and the volumes computed in cubic feet (cubic meters) for the shaft excavation required to set the soldier piles according to the plans and specifications, and accepted by the Engineer. These volumes shall be the theoretical volumes computed using the diameter(s) of the shaft(s) shown in the plans and the depth of the excavation in soil and/or rock as appropriate. The depth in soil will be defined as the difference in elevation between the ground surface at the time of concrete placement and the bottom of the shaft excavation or the top of rock (when present), whichever is encountered first. The depth in rock will be defined as the difference in elevation between the measured top of rock and the bottom of the shaft excavation.

Drilling and placing CLSM secant lagging shall be measured for payment in cubic feet (cubic meters) of the shaft excavation required to install the secant lagging as shown in the plans. This volume shall be the theoretical volume computed using the diameter(s) shown on the plans and the difference in elevation between the as built shaft excavation bottom and the ground surface at the time of the CLSM placement.

Timber and precast concrete lagging shall be measured for payment in square feet (square meters) of lagging installed to the limits as shown on the plans. The quantity shall be calculated using the minimum lagging length required on the plans multiplied by the as-installed height of lagging, for each bay of lagging spanning between the soldier piles.

Basis of Payment. The furnishing of soldier piles will be paid for at the contract unit price per foot (meter) for FURNISHING SOLDIER PILES, of the type specified, for the total number of feet (meters) furnished to the job site. The cost of any field splices required due to changes in top of rock elevation shall be paid for according to Article 109.04.

The drilling and setting of soldier piles will be paid for at the contract unit price per cubic foot (cubic meter) for DRILLING AND SETTING SOLDIER PILES (IN SOIL) and DRILLING AND SETTING SOLDIER PILES (IN ROCK). The required shaft excavation, soldier pile encasement concrete and any CLSM backfill required around each soldier pile will not be paid for separately but shall be included in this item.

Timber lagging will be paid for at the contract unit price per square foot (square meter) for UNTREATED TIMBER LAGGING, or TREATED TIMBER LAGGING as detailed on the plans. Precast concrete lagging will be paid for at the contract unit price per square foot (square meter) for PRECAST CONCRETE LAGGING as detailed on the plans.

The secant lagging will be paid for at the contract unit price per cubic foot (cubic meter) for SECANT LAGGING. The required shaft excavation and CLSM backfill required to fill that excavation shall be included in this item.

Obstruction mitigation shall be paid for according to Article 109.04.

No additional compensation, other than noted above, will be allowed for removing and disposing of excavated materials, for furnishing and placing concrete, CLSM, bracing, lining, temporary casings placed and removed or left in place, or for any excavation made or concrete placed outside of the plan diameter(s) of the shaft(s) specified.

## **AGGREGATE SUBGRADE IMPROVEMENT (BDE)**

Effective: April 1, 2012

Revised: January 1, 2013

Add the following Section to the Standard Specifications:

### **“SECTION 303. AGGREGATE SUBGRADE IMPROVEMENT**

**303.01 Description.** This work shall consist of constructing an aggregate subgrade improvement.

**303.02 Materials.** Materials shall be according to the following.

Item	Article/Section
(a) Coarse Aggregate .....	1004.06
(b) Reclaimed Asphalt Pavement (RAP) (Notes 1, 2, and 3) .....	1031

Note 1. Crushed RAP, from either full depth or single lift removal, may be mechanically blended with aggregate gradations CS 01, CS 02, and RR 01 but shall not exceed 40 percent of the total product. The top size of the RAP shall be less than 4 in. (100 mm) and well graded.



Note 2. RAP having 100 percent passing the 1 1/2 in. (37.5 mm) sieve and being well graded, may be used as capping aggregate in the top 3 in. (75 mm) when aggregate gradations CS 01, CS 02, or RR 01 are used in lower lifts.

Note 3. The RAP used for aggregate subgrade improvement shall be according to the current Bureau of Materials and Physical Research Policy Memorandum, "Reclaimed Asphalt Pavement (RAP) for Aggregate Applications".

**303.03 Equipment.** The vibratory machine shall be according to Article 1101.01, or as approved by the Engineer.

**303.04 Soil Preparation.** The stability of the soil shall be according to the Department's Subgrade Stability Manual for the aggregate thickness specified.

**303.05 Placing Aggregate.** The maximum nominal lift thickness of aggregate gradations CA 02, CA 06, or CA 10 shall be 12 in. (300 mm). The maximum nominal lift thickness of aggregate gradations CS 01, CS 02, and RR 01 shall be 24 in. (600 mm).

**303.06 Capping Aggregate.** The top surface of the aggregate subgrade shall consist of a minimum 3 in. (75 mm) of aggregate gradations CA 06 or CA 10. When the contract specifies that a granular subbase is to be placed on the aggregate subgrade improvement, the 3 in. (75 mm) of capping aggregate shall be the same gradation and may be placed with the underlying aggregate subgrade improvement material.

**303.07 Compaction.** All aggregate lifts shall be compacted to the satisfaction of the Engineer. If the moisture content of the material is such that compaction cannot be obtained, sufficient water shall be added so that satisfactory compaction can be obtained.

**303.08 Finishing and Maintenance of Aggregate Subgrade Improvement.** The aggregate subgrade improvement shall be finished to the lines, grades, and cross sections shown on the plans, or as directed by the Engineer. The aggregate subgrade improvement shall be maintained in a smooth and compacted condition.

**303.09 Method of Measurement.** This work will be measured for payment according to Article 311.08.

**303.10 Basis of Payment.** This work will be paid for at the contract unit price per cubic yard (cubic meter) or ton (metric ton) for AGGREGATE SUBGRADE IMPROVEMENT or at the contract unit price per square yard (square meter) for AGGREGATE SUBGRADE IMPROVEMENT, of the thickness specified."

Add the following to Section 1004 of the Standard Specifications:

**“1004.06 Coarse Aggregate for Aggregate Subgrade Improvement.** The aggregate shall be according to Article 1004.01 and the following.

- (a) Description. The coarse aggregate shall be crushed gravel, crushed stone, or crushed concrete.
- (b) Quality. The coarse aggregate shall consist of sound durable particles reasonably free of deleterious materials.
- (c) Gradation.
  - (1) The coarse aggregate gradation for total subgrade thickness less than or equal to 12 in. (300 mm) shall be CA 2, CA 6, CA 10, or CS 01.

The coarse aggregate gradation for total subgrade thickness more than 12 in. (300 mm) shall be CS 01, CS 02 or RR 01(see Article 1005.01(c)).

COARSE AGGREGATE SUBGRADE GRADATIONS					
Grad No.	Sieve Size and Percent Passing				
	8"	6"	4"	2"	#4
CS 01	100	97 ± 3	90 ± 10	45 ± 25	20 ± 20
CS 02		100	80 ± 10	25 ± 15	

COARSE AGGREGATE SUBGRADE GRADATIONS (Metric)					
Grad No.	Sieve Size and Percent Passing				
	200 mm	150 mm	100 mm	50 mm	4.75 mm
CS 01	100	97 ± 3	90 ± 10	45 ± 25	20 ± 20
CS 02		100	80 ± 10	25 ± 15	

- (2) The 3 in. (75 mm) capping aggregate shall be gradation CA 6 or CA 10.”

**CONCRETE BOX CULVERTS WITH SKEWS > 30 DEGREES AND DESIGN FILLS ≤ 5 FEET (BDE)**

Effective: April 1, 2012

Revise the second paragraph of Article 540.04 of the Standard Specifications to read:

“Unless otherwise noted on the plans, the Contractor shall have the option, when a cast-in-place concrete box culvert is specified, of constructing the box culvert using precast box culvert sections when the design cover is 6 in. (150 mm) minimum. The precast box culvert sections shall be designed for the same design cover shown on the plans for cast-in-place box culvert; shall be of equal or larger size opening, and shall satisfy the design requirements of ASTM C 1577.”

Revise the fourth paragraph of Article 540.06 of the Standard Specifications to read:

“The excavation and backfilling for precast concrete box culverts shall be according to the requirements of Section 502, except where the design fill is less than or equal to 8 ft (2.4 m), or the design fill is less than the clear span of the box. In these cases ASTM C 1577 requires a select granular backfill (porous granular material) over the box. If a porous granular backfill is required but is not detailed on the plans for the culvert(s), the Contractor shall have the option of either furnishing porous granular backfill where required to satisfy ASTM C 1577, or submitting an alternate design, sealed by an Illinois licensed Structural Engineer, which precludes the use of a porous granular backfill. In addition for all precast boxes a layer of porous granular material, at least 6 in. (150 mm) in thickness, shall be placed below the elevation of the bottom of the box. The porous granular material shall extend at least 2 ft (600 mm) beyond each side of the box. The precast concrete box culvert shall be laid according to the applicable requirements of Article 542.04(d). After installation, the interior and exterior joint gap between precast concrete box culvert sections shall be a maximum of 1 1/2 in. (38 mm).”

Add the following after the seventh paragraph of Article 540.06 of the Standard Specifications:

“Precast concrete box culverts with skews greater than 30 degrees and having design covers less than or equal to 5 feet are not covered by the standard design table shown in ASTM C 1577. The design table provided herein is provided to address this design range. The same notes, reinforcement configurations, clearances, and requirements of ASTM C 1577 apply to this special design table. A box designated 7 x 6 x 8 indicates a span of 7 ft, a rise of 6 ft, and top slab, bottom slab, walls and haunches of 8 in. unless otherwise noted on the tables.

3 ft by 2 ft by 4 in.									
Design Earth Cover, ft.	Circumferential Reinforcement Areas, sq in./ ft.								"M", in.
	As1	As2	As3	As4	As5	As6	As7	As8	
0<2*	0.168	0.900	0.295	0.096	0.269	0.168	0.853	0.144	
2<3	0.134	0.180	0.182	0.096					31
3-5	0.096	0.115	0.117	0.096					29

\*top slab 7 in., bottom slab 6.0 in.

3 ft by 3 ft by 4 in.									
Design Earth Cover, ft.	Circumferential Reinforcement Areas, sq in./ ft.								"M", in.
	As1	As2	As3	As4	As5	As6	As7	As8	
0<2*	0.168	0.956	0.326	0.096	0.290	0.168	0.849	0.144	
2<3	0.101	0.214	0.218	0.096					31
3-5	0.096	0.136	0.140	0.096					31

\*top slab 7.0 in., bottom slab 6.0 in.

4 ft by 2 ft by 5 in.									
Design Earth Cover, ft.	Circumferential Reinforcement Areas, sq in./ ft.								"M", in.
	As1	As2	As3	As4	As5	As6	As7	As8	
0<2*	0.204	0.790	0.262	0.120	0.268	0.180	0.846	0.144	
2<3	0.201	0.203	0.196	0.120					32
3-5	0.129	0.134	0.136	0.120					32

\*top slab 7.5 in., bottom slab 6.0 in.

4 ft by 3 ft by 5 in.

Design Earth Cover, ft.	Circumferential Reinforcement Areas, sq in./ ft.								"M", in.
	As1	As2	As3	As4	As5	As6	As7	As8	
0<2*	0.180	0.876	0.303	0.120	0.305	0.180	0.831	0.144	
2<3	0.160	0.245	0.238	0.120					38
3-5	0.120	0.161	0.165	0.120					35

\*top slab 7.5 in., bottom slab 6.0 in.

4 ft by 4 ft by 5 in.

Design Earth Cover, ft.	Circumferential Reinforcement Areas, sq in./ ft.								"M", in.
	As1	As2	As3	As4	As5	As6	As7	As8	
0<2*	0.180	0.927	0.334	0.120	0.327	0.180	0.822	0.144	
2<3	0.130	0.277	0.270	0.120					38
3-5	0.120	0.181	0.188	0.120					38

\*top slab 7.5 in., bottom slab 6.0 in.

5 ft by 3 ft by 6 in.

Design Earth Cover, ft.	Circumferential Reinforcement Areas, sq in./ ft.								"M", in.
	As1	As2	As3	As4	As5	As6	As7	As8	
0<2*	0.197	0.682	0.269	0.144	0.280	0.192	0.705	0.168	
2<3	0.206	0.259	0.246	0.144					37
3-5	0.144	0.180	0.179	0.144					35

\*top slab 8.0 in., bottom slab 7.0 in.

5 ft by 4 ft by 6 in.

Design Earth Cover, ft.	Circumferential Reinforcement Areas, sq in./ ft.								"M", in.
	As1	As2	As3	As4	As5	As6	As7	As8	
0<2*	0.192	0.735	0.299	0.144	0.307	0.192	0.693	0.168	
2<3	0.180	0.294	0.282	0.144					46
3-5	0.144	0.204	0.205	0.144					40

\*top slab 8.0 in., bottom slab 7.0 in.

5 ft by 5 ft by 6 in.									
Design Earth Cover, ft.	Circumferential Reinforcement Areas, sq in./ ft.								
	As1	As2	As3	As4	As5	As6	As7	As8	"M", in.
0<2*	0.192	0.774	0.324	0.144	0.327	0.192	0.685	0.168	
2<3	0.155	0.322	0.312	0.144					45
3-5	0.144	0.224	0.228	0.144					45

\*top slab 8.0 in., bottom slab 7.0 in.

6 ft by 3 ft by 7 in.									
Design Earth Cover, ft.	Circumferential Reinforcement Areas, sq in./ ft.								
	As1	As2	As3	As4	As5	As6	As7	As8	"M", in.
0<2*	0.270	0.566	0.257	0.168	0.263	0.192	0.575	0.168	
2<3	0.260	0.269	0.273	0.168					41
3-5	0.186	0.192	0.197	0.168					39

\*top slab 8.0 in.

6 ft by 4 ft by 7 in.									
Design Earth Cover, ft.	Circumferential Reinforcement Areas, sq in./ ft.								
	As1	As2	As3	As4	As5	As6	As7	As8	"M", in.
0<2*	0.245	0.617	0.297	0.168	0.293	0.192	0.565	0.168	
2<3	0.225	0.305	0.313	0.168					42
3-5	0.168	0.220	0.227	0.168					41

\*top slab 8.0 in.

6 ft by 5 ft by 7 in.									
Design Earth Cover, ft.	Circumferential Reinforcement Areas, sq in. / ft.								
	As1	As2	As3	As4	As5	As6	As7	As8	"M", in.
0<2*	0.226	0.657	0.331	0.168	0.317	0.192	0.551	0.168	
2<3	0.198	0.338	0.348	0.168					59
3-5	0.168	0.242	0.252	0.168					48

\*top slab 8.0 in.

6 ft by 6 ft by 7 in.									
Design Earth Cover, ft.	Circumferential Reinforcement Areas, sq in./ ft.								"M", in.
	As1	As2	As3	As4	As5	As6	As7	As8	
0<2*	0.208	0.692	0.363	0.168	0.337	0.192	0.540	0.168	
2<3	0.176	0.364	0.379	0.168					52
3-5	0.168	0.261	0.275	0.168					52

\*top slab 8.0 in.

7 ft by 4 ft by 8 in.									
Design Earth Cover, ft.	Circumferential Reinforcement Areas, sq in./ ft.								"M", in.
	As1	As2	As3	As4	As5	As6	As7	As8	
0<2	0.339	0.599	0.372	0.192	0.271	0.192	0.697	0.192	
2<3	0.287	0.335	0.342	0.192					44
3-5	0.206	0.241	0.248	0.192					42

7 ft by 5 ft by 8 in.									
Design Earth Cover, ft.	Circumferential Reinforcement Areas, sq in./ ft.								"M", in.
	As1	As2	As3	As4	As5	As6	As7	As8	
0<2	0.317	0.637	0.417	0.192	0.293	0.192	0.684	0.192	
2<3	0.256	0.370	0.381	0.192					49
3-5	0.192	0.266	0.276	0.192					46

7 ft by 6 ft by 8 in.									
Design Earth Cover, ft.	Circumferential Reinforcement Areas, sq in./ ft.								"M", in.
	As1	As2	As3	As4	As5	As6	As7	As8	
0<2	0.296	0.672	0.458	0.192	0.312	0.192	0.658	0.192	
2<3	0.230	0.401	0.416	0.192					59
3-5	0.192	0.288	0.302	0.192					55

7 ft by 7 ft by 8 in.									
Design Earth Cover, ft.	Circumferential Reinforcement Areas, sq in./ ft.								
	As1	As2	As3	As4	As5	As6	As7	As8	"M", in.
0<2	0.276	0.703	0.496	0.192	0.330	0.192	0.653	0.192	
2<3	0.210	0.428	0.447	0.192					59
3-5	0.192	0.307	0.326	0.192					59

8 ft by 4 ft by 8 in.									
Design Earth Cover, ft.	Circumferential Reinforcement Areas, sq in./ ft.								
	As1	As2	As3	As4	As5	As6	As7	As8	"M", in.
0<2	0.397	0.510	0.400	0.192	0.283	0.192	0.568	0.192	
2<3	0.399	0.415	0.423	0.192					45
3-5	0.285	0.298	0.306	0.192					45

8 ft by 5 ft by 8 in.									
Design Earth Cover, ft.	Circumferential Reinforcement Areas, sq in./ ft.								
	As1	As2	As3	As4	As5	As6	As7	As8	"M", in.
0<2	0.368	0.555	0.446	0.192	0.305	0.192	0.559	0.192	
2<3	0.360	0.458	0.470	0.192					48
3-5	0.259	0.328	0.340	0.192					45

8 ft by 6 ft by 8 in.									
Design Earth Cover, ft.	Circumferential Reinforcement Areas, sq in./ ft.								
	As1	As2	As3	As4	As5	As6	As7	As8	"M", in.
0<2	0.342	0.596	0.488	0.192	0.325	0.192	0.556	0.192	
2<3	0.328	0.496	0.512	0.192					56
3-5	0.237	0.355	0.371	0.192					50



8 ft by 7 ft by 8 in.									
Design Earth Cover, ft.	Circumferential Reinforcement Areas, sq in./ ft.								
	As1	As2	As3	As4	As5	As6	As7	As8	"M", in.
0<2	0.319	0.633	0.527	0.192	0.343	0.192	0.555	0.192	
2<3	0.301	0.529	0.551	0.192					65
3-5	0.219	0.379	0.399	0.192					61

8 ft by 8 ft by 8 in.									
Design Earth Cover, ft.	Circumferential Reinforcement Areas, sq in./ ft.								
	As1	As2	As3	As4	As5	As6	As7	As8	"M", in.
0<2	0.297	0.668	0.565	0.192	0.360	0.192	0.531	0.192	
2<3	0.280	0.560	0.587	0.192					65
3-5	0.204	0.400	0.427	0.192					65

9 ft by 5 ft by 9 in.									
Design Earth Cover, ft.	Circumferential Reinforcement Areas, sq in./ ft.								
	As1	As2	As3	As4	As5	As6	As7	As8	"M", in.
0<2	0.361	0.411	0.416	0.216	0.275	0.216	0.465	0.216	
2<3	0.425	0.484	0.496	0.216					49
3-5	0.306	0.348	0.360	0.216					49

9 ft by 6 ft by 9 in.									
Design Earth Cover, ft.	Circumferential Reinforcement Areas, sq in. / ft.								
	As1	As2	As3	As4	As5	As6	As7	As8	"M", in.
0<2	0.335	0.439	0.455	0.216	0.294	0.216	0.467	0.216	
2<3	0.390	0.524	0.541	0.216					55
3-5	0.282	0.376	0.393	0.216					52

9 ft by 7 ft by 9 in.									
Design Earth Cover, ft.	Circumferential Reinforcement Areas, sq in. / ft.								
	As1	As2	As3	As4	As5	As6	As7	As8	"M", in.
0<2	0.313	0.464	0.491	0.216	0.311	0.216	0.453	0.216	
2<3	0.360	0.561	0.583	0.216					64
3-5	0.262	0.402	0.423	0.216					58

9 ft by 8 ft by 9 in.									
Design Earth Cover, ft.	Circumferential Reinforcement Areas, sq in./ ft.								
	As1	As2	As3	As4	As5	As6	As7	As8	"M", in.
0<2	0.286	0.488	0.514	0.216	0.327	0.216	0.454	0.216	
2<3	0.336	0.594	0.621	0.216					72
3-5	0.244	0.426	0.453	0.216					73

9 ft by 9 ft by 9 in.									
Design Earth Cover, ft.	Circumferential Reinforcement Areas, sq in./ ft.								
	As1	As2	As3	As4	As5	As6	As7	As8	"M", in.
0<2	0.274	0.511	0.557	0.216	0.342	0.216	0.452	0.216	
2<3	0.316	0.625	0.659	0.216					72
3-5	0.231	0.448	0.481	0.216					72

10 ft by 5 ft by 10 in.									
Design Earth Cover, ft.	Circumferential Reinforcement Areas, sq in./ ft.								
	As1	As2	As3	As4	As5	As6	As7	As8	"M", in.
0<2	0.370	0.393	0.392	0.240	0.263	0.240	0.240	0.240	
2<3	0.492	0.509	0.522	0.240					52
3-5	0.354	0.366	0.379	0.240					52

10 ft by 6 ft by 10 in.

Design Earth Cover, ft.	Circumferential Reinforcement Areas, sq in./ ft.								"M", in.
	As1	As2	As3	As4	As5	As6	As7	As8	
0<2	0.348	0.420	0.432	0.240	0.282	0.240	0.418	0.240	
2<3	0.455	0.552	0.570	0.240					56
3-5	0.329	0.397	0.414	0.240					52

10 ft by 7 ft by 10 in.

Design Earth Cover, ft.	Circumferential Reinforcement Areas, sq in./ ft.								"M", in.
	As1	As2	As3	As4	As5	As6	As7	As8	
0<2	0.321	0.445	0.463	0.240	0.298	0.240	0.240	0.240	
2<3	0.423	0.591	0.614	0.240					59
3-5	0.307	0.425	0.447	0.240					56

10 ft by 8 ft by 10 in.

Design Earth Cover, ft.	Circumferential Reinforcement Areas, sq in. / ft.								"M", in.
	As1	As2	As3	As4	As5	As6	As7	As8	
0<2	0.301	0.469	0.496	0.240	0.314	0.240	0.240	0.240	
2<3	0.394	0.627	0.655	0.240					72
3-5	0.288	0.451	0.478	0.240					66

10 ft by 9 ft by 10 in.

Design Earth Cover, ft.	Circumferential Reinforcement Areas, sq in./ ft.								"M", in.
	As1	As2	As3	As4	As5	As6	As7	As8	
0<2	0.284	0.492	0.527	0.240	0.329	0.240	0.240	0.240	
2<3	0.371	0.660	0.694	0.240					79
3-5	0.272	0.475	0.508	0.240					85

10 ft by 10 ft by 10 in.									
Design Earth Cover, ft.	Circumferential Reinforcement Areas, sq in./ ft.								
	As1	As2	As3	As4	As5	As6	As7	As8	"M", in.
0<2	0.272	0.514	0.559	0.240	0.344	0.240	0.240	0.240	
2<3	0.353	0.691	0.732	0.240					79
3-5	0.259	0.497	0.537	0.240					79

11 ft by 4 ft by 11 in.									
Design Earth Cover, ft.	Circumferential Reinforcement Areas, sq in./ ft.								
	As1	As2	As3	As4	As5	As6	As7	As8	"M", in.
0<2	0.414	0.341	0.333	0.264	0.264	0.264	0.264	0.264	
2<3	0.609	0.481	0.491	0.264					60
3-5	0.436	0.348	0.357	0.264					56

11 ft by 6 ft by 11 in.									
Design Earth Cover, ft.	Circumferential Reinforcement Areas, sq in./ ft.								
	As1	As2	As3	As4	As5	As6	As7	As8	"M", in.
0<2	0.356	0.399	0.407	0.264	0.265	0.264	0.264	0.264	
2<3	0.521	0.580	0.597	0.264					56
3-5	0.377	0.418	0.435	0.264					56

11 ft by 8 ft by 11 in.									
Design Earth Cover, ft.	Circumferential Reinforcement Areas, sq in./ ft.								
	As1	As2	As3	As4	As5	As6	As7	As8	"M", in.
0<2	0.314	0.449	0.471	0.264	0.298	0.264	0.264	0.264	
2<3	0.457	0.659	0.687	0.264					67
3-5	0.333	0.475	0.502	0.264					63

11 ft by 10 ft by 11 in.

Design Earth Cover, ft.	Circumferential Reinforcement Areas, sq in./ ft.								"M", in.
	As1	As2	As3	As4	As5	As6	As7	As8	
0<2	0.285	0.494	0.532	0.264	0.328	0.264	0.264	0.264	
2<3	0.409	0.727	0.769	0.264					86
3-5	0.300	0.524	0.565	0.264					86

11 ft by 11 ft by 11 in.

Design Earth Cover, ft.	Circumferential Reinforcement Areas, sq in./ ft.								"M", in.
	As1	As2	As3	As4	As5	As6	As7	As8	
0<2	0.276	0.516	0.562	0.264	0.342	0.264	0.264	0.264	
2<3	0.391	0.758	0.808	0.264					86
3-5	0.289	0.548	0.596	0.264					86

12 ft by 4 ft by 12 in.

Design Earth Cover, ft.	Circumferential Reinforcement Areas, sq in./ ft.								"M", in.
	As1	As2	As3	As4	As5	As6	As7	As8	
0<2	0.426	0.329	0.316	0.288	0.288	0.288	0.321	0.288	
2<3	0.682	0.503	0.512	0.288					64
3-5	0.489	0.364	0.373	0.288					60

12 ft by 6 ft by 12 in.

Design Earth Cover, ft.	Circumferential Reinforcement Areas, sq in./ ft.								"M", in.
	As1	As2	As3	As4	As5	As6	As7	As8	
0<2	0.367	0.385	0.387	0.288	0.288	0.288	0.320	0.288	
2<3	0.590	0.606	0.624	0.288					60
3-5	0.427	0.438	0.456	0.288					56

12 ft by 8 ft by 12 in.

Design Earth Cover, ft.	Circumferential Reinforcement Areas, sq in./ ft.								"M", in.
	As1	As2	As3	As4	As5	As6	As7	As8	
0<2	0.326	0.435	0.449	0.288	0.288	0.288	0.288	0.288	
2<3	0.521	0.690	0.719	0.288					67
3-5	0.381	0.499	0.527	0.288					64

12 ft by 10 ft by 12 in.

Design Earth Cover, ft.	Circumferential Reinforcement Areas, sq in./ ft.								"M", in.
	As1	As2	As3	As4	As5	As6	As7	As8	
0<2	0.298	0.481	0.507	0.288	0.305	0.288	0.288	0.288	
2<3	0.467	0.762	0.804	0.288					93
3-5	0.344	0.551	0.592	0.288					79

12 ft by 12 ft by 12 in.

Design Earth Cover, ft.	Circumferential Reinforcement Areas, sq in./ ft.								"M", in.
	As1	As2	As3	As4	As5	As6	As7	As8	
0<2	0.288	0.525	0.566	0.288	0.333	0.288	0.288	0.288	
2<3	0.431	0.827	0.886	0.288					93
3-5	0.320	0.599	0.656	0.288					93"

**CONCRETE BOX CULVERTS WITH SKEWS  $\leq$  30 DEGREES REGARDLESS OF DESIGN FILL AND SKEWS  $>$  30 DEGREES WITH DESIGN FILLS  $>$  5 FEET (BDE)**

Effective: April 1, 2012

Revise the second paragraph of Article 540.04 of the Standard Specifications to read:

“Unless otherwise noted on the plans, the Contractor shall have the option, when a cast-in-place concrete box culvert is specified, of constructing the box culvert using precast box culvert sections when the design cover is 6 in. (150 mm) minimum. The precast box culvert sections shall be designed for the same design cover shown on the plans for cast-in-place box culvert; shall be of equal or larger size opening, and shall satisfy the design requirements of ASTM C 1577.”

Revise the fourth paragraph of Article 540.06 of the Standard Specifications to read:

“The excavation and backfilling for precast concrete box culverts shall be according to the requirements of Section 502, except where the design fill is less than or equal to 8 ft (2.4 m), or the design fill is less than the clear span of the box. In these cases ASTM C 1577 requires a select granular backfill (porous granular material) over the box. If a porous granular backfill is required but is not detailed on the plans for the culvert(s), the Contractor shall have the option of either furnishing porous granular backfill where required to satisfy ASTM C 1577, or submitting an alternate design, sealed by an Illinois licensed Structural Engineer, which precludes the use of a porous granular backfill. In addition for all precast boxes a layer of porous granular material, at least 6 in. (150 mm) in thickness, shall be placed below the elevation of the bottom of the box. The porous granular material shall extend at least 2 ft (600 mm) beyond each side of the box. The precast concrete box culvert shall be laid according to the applicable requirements of Article 542.04(d). After installation, the interior and exterior joint gap between precast concrete box culvert sections shall be a maximum of 1 1/2 in. (38 mm).”

**CONCRETE END SECTIONS FOR PIPE CULVERTS (BDE)**

Effective: January 1, 2013

Description. This work shall consist of constructing cast-in-place concrete and precast concrete end sections for pipe culverts. These end sections are shown on the plans as Highway Standard 542001, 542006, 542011, or 542016. This work shall be according to Section 542 of the Standard Specifications except as modified herein.

Materials. Materials shall be according to the following Articles of Division 1000 – Materials of the Standard Specifications.

Item	Article/Section
(a) Portland Cement Concrete (Note 1) .....	1020
(b) Precast Concrete End Sections (Note 2)	
(c) Coarse Aggregate (Note 3) .....	1004.05
(d) Structural Steel (Note 4) .....	1006.04
(e) Anchor Bolts and Rods (Note 5) .....	1006.09
(f) Reinforcement Bars .....	1006.10(a)
(g) Nonshrink Grout .....	1024.02
(h) Chemical Adhesive Resin System .....	1027
(i) Mastic Joint Sealer for Pipe .....	1055
(j) Hand Hole Plugs .....	1042.16

Note 1. Cast-in-place concrete end sections shall be Class SI, except the 14 day mix design shall have a compressive strength of 5000 psi (34,500 kPa) or a flexural strength of (800 psi) 5500 kPa and a minimum cement factor of 6.65 cwt/cu yd (395 kg/cu m).

Note 2. Precast concrete end sections shall be according to Articles 1042.02 and 1042.03(b)(c)(d)(e) of the Standard Specifications. The concrete shall be Class PC according to Section 1020, and shall have a minimum compressive strength of 5000 psi (34,000 kPa) at 28 days.

Joints between precast sections shall be produced with reinforced tongue and groove ends according to the requirements of ASTM C 1577.

Note 3. The granular bedding placed below a precast concrete end section shall be gradation CA 6, CA 9, CA 10, CA 12, CA 17, CA 18, or CA 19.

Note 4. All components of the culvert tie detail shall be galvanized according to the requirements of AASHTO M 111 or M 232 as applicable.

Note 5. The anchor rods for the culvert ties shall be according to the requirements of ASTM F 1554, Grade 105 (Grade 725).

### **CONSTRUCTION REQUIREMENTS**

The concrete end sections may be precast or cast-in-place construction. Toe walls shall be either precast or cast-in-place, and shall be in proper position and backfilled according to the applicable paragraphs of Article 502.10 of the Standard Specifications prior to the installation of the concrete end sections. If soil conditions permit, cast-in-place toe walls may be poured directly against the soil. When poured directly against the soil, the clear cover of the sides and bottom of the toe wall shall be increased to 3 in. (75 mm) by increasing the thickness of the toe wall.



- (a) Cast-In-Place Concrete End Sections. Cast-in-place concrete end sections shall be constructed according to the requirements of Section 503 of the Standard Specifications and as shown on the plans.
- (b) Precast Concrete End Sections. When the concrete end sections will be precast, shop drawings detailing the slab thickness and reinforcement layout shall be submitted to the Engineer for review and approval.

The excavation and backfilling for precast concrete end sections shall be according to the requirements of Section 502 of the Standard Specifications, except a layer of granular bedding at least 6 in. (150 mm) in thickness shall be placed below the elevation of the bottom of the end section. The granular bedding shall extend a minimum of 2 ft (600 mm) beyond each side of the end section.

Anchor rods connecting precast sections shall be brought to a snug tight condition followed by an additional 2/3 turn on one of the nuts. Match marks shall be provided on the bolt and nut to verify relative rotation between the bolt and the nut.

Method of Measurement. This work will be measured for payment as each, with each end of each culvert being one each.

Basis of Payment. This work will be paid for at the contract unit price per each for CONCRETE END SECTION, STANDARD 542001; CONCRETE END SECTION, STANDARD 542006; CONCRETE END SECTION, 542011; or CONCRETE END SECTION, 542016, of the pipe diameter and slope specified.

#### **DISADVANTAGED BUSINESS ENTERPRISE PARTICIPATION (BDE)**

Effective: September 1, 2000

Revised: August 2, 2011

FEDERAL OBLIGATION. The Department of Transportation, as a recipient of federal financial assistance, is required to take all necessary and reasonable steps to ensure nondiscrimination in the award and administration of contracts. Consequently, the federal regulatory provisions of 49 CFR Part 26 apply to this contract concerning the utilization of disadvantaged business enterprises. For the purposes of this Special Provision, a disadvantaged business enterprise (DBE) means a business certified by the Department in accordance with the requirements of 49 CFR Part 26 and listed in the Illinois Unified Certification Program (IL UCP) DBE Directory.

STATE OBLIGATION. This Special Provision will also be used by the Department to satisfy the requirements of the Business Enterprise for Minorities, Females, and Persons with Disabilities Act, 30 ILCS 575. When this Special Provision is used to satisfy state law requirements on 100 percent state-funded contracts, the federal government has no involvement in such contracts (not a federal-aid contract) and no responsibility to oversee the implementation of this Special Provision by the Department on those contracts. DBE participation on 100 percent state-funded contracts will not be credited toward fulfilling the Department's annual overall DBE goal required by the US Department of Transportation to comply with the federal DBE program requirements.

CONTRACTOR ASSURANCE. The Contractor makes the following assurance and agrees to include the assurance in each subcontract that the Contractor signs with a subcontractor.

The Contractor, subrecipient, or subcontractor shall not discriminate on the basis of race, color, national origin, or sex in the performance of this contract. The Contractor shall carry out applicable requirements of 49 CFR Part 26 in the award and administration of contracts funded in whole or in part with federal or state funds. Failure by the Contractor to carry out these requirements is a material breach of this contract, which may result in the termination of this contract or such other remedy as the recipient deems appropriate.

OVERALL GOAL SET FOR THE DEPARTMENT. As a requirement of compliance with 49 CFR Part 26, the Department has set an overall goal for DBE participation in its federally assisted contracts. That goal applies to all federal-aid funds the Department will expend in its federally assisted contracts for the subject reporting fiscal year. The Department is required to make a good faith effort to achieve the overall goal. The dollar amount paid to all approved DBE companies performing work called for in this contract is eligible to be credited toward fulfillment of the Department's overall goal.

CONTRACT GOAL TO BE ACHIEVED BY THE CONTRACTOR. This contract includes a specific DBE utilization goal established by the Department. The goal has been included because the Department has determined that the work of this contract has subcontracting opportunities that may be suitable for performance by DBE companies. The determination is based on an assessment of the type of work, the location of the work, and the availability of DBE companies to do a part of the work. The assessment indicates that, in the absence of unlawful discrimination, and in an arena of fair and open competition, DBE companies can be expected to perform **12.00%** of the work. This percentage is set as the DBE participation goal for this contract. Consequently, in addition to the other award criteria established for this contract, the Department will only award this contract to a bidder who makes a good faith effort to meet this goal of DBE participation in the performance of the work. A bidder makes a good faith effort for award consideration if either of the following is done in accordance with the procedures set for in this Special Provision:

- (a) The bidder documents that enough DBE participation has been obtained to meet the goal: or
- (b) The bidder documents that a good faith effort has been made to meet the goal, even though the effort did not succeed in obtaining enough DBE participation to meet the goal.

DBE LOCATOR REFERENCES. Bidders shall consult the IL UCP DBE Directory as a reference source for DBE-certified companies. In addition, the Department maintains a letting and item specific DBE locator information system whereby DBE companies can register their interest in providing quotes on particular bid items advertised for letting. Information concerning DBE companies willing to quote work for particular contracts may be obtained by contacting the Department's Bureau of Small Business Enterprises at telephone number (217)785-4611, or by visiting the Department's website at [www.dot.il.gov](http://www.dot.il.gov).

BIDDING PROCEDURES. Compliance with this Special Provision is a material bidding requirement. The failure of the bidder to comply will render the bid not responsive.

- (a) The bidder shall submit a Disadvantaged Business Utilization Plan on Department forms SBE 2025 and 2026 with the bid.
- (b) The Utilization Plan shall indicate that the bidder either has obtained sufficient DBE participation commitments to meet the contract goal or has not obtained enough DBE participation commitments in spite of a good faith effort to meet the goal. The Utilization Plan shall further provide the name, telephone number, and telefax number of a responsible official of the bidder designated for purposes of notification of plan approval or disapproval under the procedures of this Special Provision.
- (c) The Utilization Plan shall include a DBE Participation Commitment Statement, Department form SBE 2025, for each DBE proposed for the performance of work to achieve the contract goal. For bidding purposes, submission of the completed SBE 2025 forms, signed by the DBEs and faxed to the bidder will be acceptable as long as the original is available and provided upon request. All elements of information indicated on the said form shall be provided, including but not limited to the following:
  - (1) The names and addresses of DBE firms that will participate in the contract;
  - (2) A description, including pay item numbers, of the work each DBE will perform;
  - (3) The dollar amount of the participation of each DBE firm participating. The dollar amount of participation for identified work shall specifically state the quantity, unit price, and total subcontract price for the work to be completed by the DBE. If partial pay items are to be performed by the DBE, indicate the portion of each item, a unit price where appropriate and the subcontract price amount;
  - (4) DBE Participation Commitment Statements, form SBE 2025, signed by the bidder and each participating DBE firm documenting the commitment to use the DBE subcontractors whose participation is submitted to meet the contract goal;
  - (5) if the bidder is a joint venture comprised of DBE companies and non-DBE companies, the plan must also include a clear identification of the portion of the work to be performed by the DBE partner(s); and,
  - (6) If the contract goal is not met, evidence of good faith efforts.

GOOD FAITH EFFORT PROCEDURES. The contract will not be awarded until the Utilization Plan submitted by the apparent successful bidder is approved. All information submitted by the bidder must be complete, accurate and adequately document that enough DBE participation has been obtained or document that good faith efforts of the bidder, in the event enough DBE participation has not been obtained, before the Department will commit to the performance of the contract by the bidder. The Utilization Plan will be approved by the Department if the Utilization Plan documents sufficient commercially useful DBE work performance to meet the contract goal or the bidder submits sufficient documentation of a good faith effort to meet the contract goal pursuant to 49 CFR Part 26, Appendix A. The Utilization Plan will not be approved by the Department if the Utilization Plan does not document sufficient DBE participation to meet the contract goal unless the apparent successful bidder documented in the Utilization Plan that it made a good faith effort to meet the goal. This means that the bidder must show that all necessary and reasonable steps were taken to achieve the contract goal. Necessary and reasonable steps are those which, by their scope, intensity and appropriateness to the objective, could reasonably be expected to obtain sufficient DBE participation, even if they were not successful. The Department will consider the quality, quantity, and intensity of the kinds of efforts that the bidder has made. Mere *pro forma* efforts, in other words, efforts done as a matter of form, are not good faith efforts; rather, the bidder is expected to have taken genuine efforts that would be reasonably expected of a bidder actively and aggressively trying to obtain DBE participation sufficient to meet the contract goal.

- (a) The following is a list of types of action that the Department will consider as part of the evaluation of the bidder's good faith efforts to obtain participation. These listed factors are not intended to be a mandatory checklist and are not intended to be exhaustive. Other factors or efforts brought to the attention of the Department may be relevant in appropriate cases, and will be considered by the Department.
  - (1) Soliciting through all reasonable and available means (e.g. attendance at pre-bid meetings, advertising and/or written notices) the interest of all certified DBE companies that have the capability to perform the work of the contract. The bidder must solicit this interest within sufficient time to allow the DBE companies to respond to the solicitation. The bidder must determine with certainty if the DBE companies are interested by taking appropriate steps to follow up initial solicitations.
  - (2) Selecting portions of the work to be performed by DBE companies in order to increase the likelihood that the DBE goals will be achieved. This includes, where appropriate, breaking out contract work items into economically feasible units to facilitate DBE participation, even when the prime Contractor might otherwise prefer to perform these work items with its own forces.
  - (3) Providing interested DBE companies with adequate information about the plans, specifications, and requirements of the contract in a timely manner to assist them in responding to a solicitation.

- (4) a. Negotiating in good faith with interested DBE companies. It is the bidder's responsibility to make a portion of the work available to DBE subcontractors and suppliers and to select those portions of the work or material needs consistent with the available DBE subcontractors and suppliers, so as to facilitate DBE participation. Evidence of such negotiation includes the names, addresses, and telephone numbers of DBE companies that were considered; a description of the information provided regarding the plans and specifications for the work selected for subcontracting; and evidence as to why additional agreements could not be reached for DBE companies to perform the work.
  - b. A bidder using good business judgment would consider a number of factors in negotiating with subcontractors, including DBE subcontractors, and would take a firm's price and capabilities as well as contract goals into consideration. However, the fact that there may be some additional costs involved in finding and using DBE companies is not in itself sufficient reason for a bidder's failure to meet the contract DBE goal, as long as such costs are reasonable. Also the ability or desire of a bidder to perform the work of a contract with its own organization does not relieve the bidder of the responsibility to make good faith efforts. Bidders are not, however, required to accept higher quotes from DBE companies if the price difference is excessive or unreasonable.
- (5) Not rejecting DBE companies as being unqualified without sound reasons based on a thorough investigation of their capabilities. The bidder's standing within its industry, membership in specific groups, organizations, or associations and political or social affiliations (for example union vs. non-union employee status) are not legitimate causes for the rejection or non-solicitation of bids in the bidder's efforts to meet the project goal.
  - (6) Making efforts to assist interested DBE companies in obtaining bonding, lines of credit, or insurance as required by the recipient or Contractor.
  - (7) Making efforts to assist interested DBE companies in obtaining necessary equipment, supplies, materials, or related assistance or services.
  - (8) Effectively using the services of available minority/women community organizations; minority/women contractors' groups; local, state, and federal minority/women business assistance offices; and other organizations as allowed on a case-by-case basis to provide assistance in the recruitment and placement of DBE companies.
- (b) If the Department determines that the apparent successful bidder has made a good faith effort to secure the work commitment of DBE companies to meet the contract goal, the Department will award the contract provided that it is otherwise eligible for award. If the Department determines that the bidder has failed to meet the requirements of this Special Provision or that a good faith effort has not been made, the Department will notify the responsible company official designated in the Utilization Plan that the bid is not responsive. The notification shall include a statement of reasons for the determination.

- (c) The bidder may request administrative reconsideration of a determination adverse to the bidder within the five working days after the receipt of the notification date of the determination by delivering the request to the Department of Transportation, Bureau of Small Business Enterprises, Contract Compliance Section, 2300 South Dirksen Parkway, Room 319, Springfield, Illinois 62764 (Telefax: (217)785-1524). Deposit of the request in the United States mail on or before the fifth business day shall not be deemed delivery. The determination shall become final if a request is not made and delivered. A request may provide additional written documentation and/or argument concerning the issues raised in the determination statement of reasons, provided the documentation and arguments address efforts made prior to submitting the bid. The request will be forwarded to the Department's Reconsideration Officer. The Reconsideration Officer will extend an opportunity to the bidder to meet in person in order to consider all issues of documentation and whether the bidder made a good faith effort to meet the goal. After the review by the Reconsideration Officer, the bidder will be sent a written decision within ten working days after receipt of the request for consideration, explaining the basis for finding that the bidder did or did not meet the goal or make adequate good faith efforts to do so. A final decision by the Reconsideration Officer that a good faith effort was made shall approve the Utilization Plan submitted by the bidder and shall clear the contract for award. A final decision that a good faith effort was not made shall render the bid not responsive.

CALCULATING DBE PARTICIPATION. The Utilization Plan values represent work anticipated to be performed and paid for upon satisfactory completion. The Department is only able to count toward the achievement of the overall goal and the contract goal the value of payments made for the work actually performed by DBE companies. In addition, a DBE must perform a commercially useful function on the contract to be counted. A commercially useful function is generally performed when the DBE is responsible for the work and is carrying out its responsibilities by actually performing, managing, and supervising the work involved. The Department and Contractor are governed by the provisions of 49 CFR Part 26.55(c) on questions of commercially useful functions as it affects the work. Specific counting guidelines are provided in 49 CFR Part 26.55, the provisions of which govern over the summary contained herein.

- (a) DBE as the Contractor: 100 percent goal credit for that portion of the work performed by the DBE's own forces, including the cost of materials and supplies. Work that a DBE subcontracts to a non-DBE does not count toward the DBE goals.
- (b) DBE as a joint venture Contractor: 100 percent goal credit for that portion of the total dollar value of the contract equal to the distinct, clearly defined portion of the work performed by the DBE's own forces.
- (c) DBE as a subcontractor: 100 percent goal credit for the work of the subcontract performed by the DBE's own forces, including the cost of materials and supplies, excluding the purchase of materials and supplies or the lease of equipment by the DBE subcontractor from the prime Contractor or its affiliates. Work that a DBE subcontractor in turn subcontracts to a non-DBE does not count toward the DBE goal.

- (d) DBE as a trucker: 100 percent goal credit for trucking participation provided the DBE is responsible for the management and supervision of the entire trucking operation for which it is responsible. At least one truck owned, operated, licensed, and insured by the DBE must be used on the contract. Credit will be given for the following:
- (1) The DBE may lease trucks from another DBE firm, including an owner-operator who is certified as a DBE. The DBE who leases trucks from another DBE receives credit for the total value of the transportation services the lessee DBE provides on the contract.
  - (2) The DBE may also lease trucks from a non-DBE firm, including from an owner-operator. The DBE who leases trucks from a non-DBE is entitled to credit only for the fee or commission is receives as a result of the lease arrangement.
- (e) DBE as a material supplier:
- (1) 60 percent goal credit for the cost of the materials or supplies purchased from a DBE regular dealer.
  - (2) 100 percent goal credit for the cost of materials of supplies obtained from a DBE manufacturer.
  - (3) 100 percent credit for the value of reasonable fees and commissions for the procurement of materials and supplies if not a regular dealer or manufacturer.

CONTRACT COMPLIANCE. Compliance with this Special Provision is an essential part of the contract. The Department is prohibited by federal regulations from crediting the participation of a DBE included in the Utilization Plan toward either the contract goal or the Department's overall goal until the amount to be applied toward the goals has been paid to the DBE. The following administrative procedures and remedies govern the compliance by the Contractor with the contractual obligations established by the Utilization Plan. After approval of the Utilization Plan and award of the contract, the Utilization Plan and individual DBE Participation Statements become part of the contract. If the Contractor did not succeed in obtaining enough DBE participation to achieve the advertised contract goal, and the Utilization Plan was approved and contract awarded based upon a determination of good faith, the total dollar value of DBE work calculated in the approved Utilization Plan as a percentage of the awarded contract value shall become the amended contract goal. All work indicated for performance by an approved DBE shall be performed, managed, and supervised by the DBE executing the Participation Statement.

- (a) NO AMENDMENT. No amendment to the Utilization Plan may be made without prior written approval from the Department's Bureau of Small Business Enterprises. All requests for amendment to the Utilization Plan shall be submitted to the Department of Transportation, Bureau of Small Business Enterprises, Contract Compliance Section, 2300 South Dirksen Parkway, Room 319, Springfield, Illinois 62764. Telephone number (217)785-4611. Telefax number (217)785-1524.

- (b) TERMINATION OR REPLACEMENT. The Contractor shall not terminate or replace a DBE listed on the approved Utilization Plan, or perform with other forces work designated for a listed DBE except as provided in the Special Provision.
- (c) CHANGES TO WORK. Any deviation from the DBE condition-of-award or contract plans, specifications, or special provisions must be approved, in writing, by the Department as provided elsewhere in the Contract. The Contractor shall notify affected DBEs in writing of any changes in the scope of work which result in a reduction in the dollar amount condition-of-award to the contract. Where the revision includes work committed to a new DBE subcontractor, not previously involved in the project, then a Request for Approval of Subcontractor, Department form BC 260A, must be signed and submitted. If the commitment of work is in the form of additional tasks assigned to an existing subcontract, then a new Request for Approval of Subcontractor shall not be required. However, the Contractor must document efforts to assure that the existing DBE subcontractor is capable of performing the additional work and has agreed in writing to the change.
- (d) ALTERNATIVE WORK METHODS. In addition to the above requirements for reductions in the condition of award, additional requirements apply to the two cases of Contractor-initiated work substitution proposals. Where the contract allows alternate work methods which serve to delete or create underruns in condition of award DBE work, and the Contractor selects that alternate method or, where the Contractor proposes a substitute work method or material that serves to diminish or delete work committed to a DBE and replace it with other work, then the Contractor must demonstrate one of the following:
- (1) That the replacement work will be performed by the same DBE (as long as the DBE is certified in the respective item of work) in a modification of the condition of award; or
  - (2) That the DBE is aware that its work will be deleted or will experience underruns and has agreed in writing to the change. If this occurs, the Contractor shall substitute other work of equivalent value to a certified DBE or provide documentation of good faith efforts to do so; or
  - (3) That the DBE is not capable of performing the replacement work or has declined to perform the work at a reasonable competitive price. If this occurs, the Contractor shall substitute other work of equivalent value to a certified DBE or provide documentation of good faith efforts to do so.



(e) TERMINATION AND REPLACEMENT PROCEDURES. The Contractor shall not terminate or replace a DBE subcontractor listed in the approved Utilization Plan without prior written consent. This includes, but is not limited to, instances in which the Contractor seeks to perform work originally designated for a DBE subcontractor with its own forces or those of an affiliate, a non-DBE firm, or with another DBE firm. Written consent will be granted only if the Bureau of Small Business Enterprises agrees, for reasons stated in its concurrence document, that the Contractor has good cause to terminate or replace the DBE firm. Before transmitting to the Bureau of Small Business Enterprises any request to terminate and/or substitute a DBE subcontractor, the Contractor shall give notice in writing to the DBE subcontractor, with a copy to the Bureau, of its intent to request to terminate and/or substitute, and the reason for the request. The Contractor shall give the DBE five days to respond to the Contractor's notice. The DBE so notified shall advise the Bureau and the Contractor of the reasons, if any, why it objects to the proposed termination of its subcontract and why the Bureau should not approve the Contractor's action. If required in a particular case as a matter of public necessity, the Bureau may provide a response period shorter than five days.

For purposes of this paragraph, good cause includes the following circumstances:

- (1) The listed DBE subcontractor fails or refuses to execute a written contract;
- (2) The listed DBE subcontractor fails or refuses to perform the work of its subcontract in a way consistent with normal industry standards. Provided, however, that good cause does not exist if the failure or refusal of the DBE subcontractor to perform its work on the subcontract results from the bad faith or discriminatory action of the prime contractor;
- (3) The listed DBE subcontractor fails or refuses to meet the prime Contractor's reasonable, nondiscriminatory bond requirements;
- (4) The listed DBE subcontractor becomes bankrupt, insolvent, or exhibits credit unworthiness;
- (5) The listed DBE subcontractor is ineligible to work on public works projects because of suspension and debarment proceedings pursuant 2 CFR Parts 180, 215 and 1,200 or applicable state law.
- (6) You have determined that the listed DBE subcontractor is not a responsible contractor;
- (7) The listed DBE subcontractor voluntarily withdraws from the projects and provides to you written notice of its withdrawal;
- (8) The listed DBE is ineligible to receive DBE credit for the type of work required;
- (9) A DBE owner dies or becomes disabled with the result that the listed DBE contractor is unable to complete its work on the contract;

- (10) Other documented good cause that compels the termination of the DBE subcontractor. Provided, that good cause does not exist if the prime Contractor seeks to terminate a DBE it relied upon to obtain the contract so that the prime Contractor can self-perform the work for which the DBE contractor was engaged or so that the prime Contractor can substitute another DBE or non-DBE contractor after contract award.

When a DBE is terminated, or fails to complete its work on the Contract for any reason the Contractor shall make a good faith effort to find another DBE to substitute for the original DBE to perform at least the same amount of work under the contract as the terminated DBE to the extent needed to meet the established Contract goal.

- (f) PAYMENT RECORDS. The Contractor shall maintain a record of payments for work performed to the DBE participants. The records shall be made available to the Department for inspection upon request. After the performance of the final item of work or delivery of material by a DBE and final payment therefore to the DBE by the Contractor, but not later than thirty calendar days after payment has been made by the Department to the Contractor for such work or material, the Contractor shall submit a DBE Payment Agreement on Department form SBE 2115 to the Regional Engineer. If full and final payment has not been made to the DBE, the DBE Payment Agreement shall indicate whether a disagreement as to the payment required exists between the Contractor and the DBE or if the Contractor believes that the work has not been satisfactorily completed. If the Contractor does not have the full amount of work indicated in the Utilization Plan performed by the BDE companies indicated in the Utilization Plan and after good faith efforts are reviewed, the Department may deduct from contract payments to the Contractor the amount of the goal not achieved as liquidated and ascertained damages. The Contractor may request an administrative reconsideration of any amount deducted as damages pursuant to subsection (h) of this part.
- (g) ENFORCEMENT. The Department reserves the right to withhold payment to the Contractor to enforce the provisions of this Special Provision. Final payment shall not be made on the contract until such time as the Contractor submits sufficient documentation demonstrating achievement of the goal in accordance with this Special Provision or after liquidated damages have been determined and collected.
- (h) RECONSIDERATION. Notwithstanding any other provision of the contract, including but not limited to Article 109.09 of the Standard Specifications, the Contractor may request administrative reconsideration of a decision to deduct the amount of the goal not achieved as liquidated damages. A request to reconsider shall be delivered to the Contract Compliance Section and shall be handled and considered in the same manner as set forth in paragraph (c) of "Good Faith Effort Procedures" of this Special Provision, except a final decision that a good faith effort was not made during contract performance to achieve the goal agreed to in the Utilization Plan shall be the final administrative decision of the Department.

**FRICITION AGGREGATE (BDE)**

Effective: January 1, 2011

Revise Article 1004.01(a)(4) of the Standard Specifications to read:

- “ (4) Crushed Stone. Crushed stone shall be the angular fragments resulting from crushing undisturbed, consolidated deposits of rock by mechanical means. Crushed stone shall be divided into the following, when specified.
- a. Carbonate Crushed Stone. Carbonate crushed stone shall be either dolomite or limestone. Dolomite shall contain 11.0 percent or more magnesium oxide (MgO). Limestone shall contain less than 11.0 percent magnesium oxide (MgO).
  - b. Crystalline Crushed Stone. Crystalline crushed stone shall be either metamorphic or igneous stone, including but is not limited to, quartzite, granite, rhyolite and diabase.”

Revise Article 1004.03(a) of the Standard Specifications to read:

**“1004.03 Coarse Aggregate for Hot-Mix Asphalt (HMA).** The aggregate shall be according to Article 1004.01 and the following.

(a) Description. The coarse aggregate for HMA shall be according to the following table.

Use	Mixture	Aggregates Allowed
Class A	Seal or Cover	<u>Allowed Alone or in Combination:</u> Gravel Crushed Gravel Carbonate Crushed Stone Crystalline Crushed Stone Crushed Sandstone Crushed Slag (ACBF) Crushed Steel Slag Crushed Concrete
HMA All Other	Stabilized Subbase Shoulders or	<u>Allowed Alone or in Combination:</u> Gravel Crushed Gravel Carbonate Crushed Stone Crystalline Crushed Stone Crushed Sandstone Crushed Slag (ACBF) Crushed Steel Slag <sup>1/</sup> Crushed Concrete

Use	Mixture	Aggregates Allowed
HMA High ESAL Low ESAL	Binder IL-25.0, IL-19.0, or IL-19.0L  SMA Binder	<u>Allowed Alone or in Combination:</u> Crushed Gravel Carbonate Crushed Stone <sup>2/</sup> Crystalline Crushed Stone Crushed Sandstone Crushed Slag (ACBF) Crushed Concrete <sup>3/</sup>
HMA High ESAL Low ESAL	C Surface and Leveling Binder IL-12.5, IL-9.5, or IL-9.5L  SMA Ndesign 50 Surface	<u>Allowed Alone or in Combination:</u> Crushed Gravel Carbonate Crushed Stone <sup>2/</sup> Crystalline Crushed Stone Crushed Sandstone Crushed Slag (ACBF) Crushed Steel Slag <sup>4/</sup> Crushed Concrete <sup>3/</sup>
HMA High ESAL	D Surface and Leveling Binder IL-12.5 or IL-9.5  SMA Ndesign 50 Surface	<u>Allowed Alone or in Combination:</u> Crushed Gravel Carbonate Crushed Stone (other than Limestone) <sup>2/</sup> Crystalline Crushed Stone Crushed Sandstone Crushed Slag (ACBF) <sup>5/</sup> Crushed Steel Slag <sup>4/ 5/</sup> Crushed Concrete <sup>3/</sup>
		<u>Other Combinations Allowed:</u>
		<i>Up to...</i> <i>With...</i>
		25% Limestone                      Dolomite
		50% Limestone                      Any Mixture D aggregate other than Dolomite
		75% Limestone                      Crushed Slag (ACBF) <sup>5/</sup> or Crushed Sandstone

Use	Mixture	Aggregates Allowed	
HMA High ESAL	E Surface IL-12.5 or IL-9.5  SMA Ndesign 80 Surface	<u>Allowed Alone or in Combination:</u>  Crushed Gravel Crystalline Crushed Stone Crushed Sandstone Crushed Slag (ACBF) <sup>5/</sup> Crushed Steel Slag <sup>5/</sup> Crushed Concrete <sup>3/</sup>  No Limestone.	
		<u>Other Combinations Allowed:</u>	
		<i>Up to...</i>	<i>With...</i>
		50% Dolomite <sup>2/</sup>	Any Mixture E aggregate
		75% Dolomite <sup>2/</sup>	Crushed Sandstone, Crushed Slag (ACBF) <sup>5/</sup> , Crushed Steel Slag <sup>5/</sup> , or Crystalline Crushed Stone
75% Crushed Gravel or Crushed Concrete <sup>3/</sup>	Crushed Sandstone, Crystalline Crushed Stone, Crushed Slag (ACBF) <sup>5/</sup> , or Crushed Steel Slag <sup>5/</sup>		
HMA High ESAL	F Surface IL-12.5 or IL-9.5  SMA Ndesign 80 Surface	<u>Allowed Alone or in Combination:</u>  Crystalline Crushed Stone Crushed Sandstone Crushed Slag (ACBF) <sup>5/</sup> Crushed Steel Slag <sup>5/</sup> No Limestone.	
		<u>Other Combinations Allowed:</u>	
		<i>Up to...</i>	<i>With...</i>
		50% Crushed Gravel, Crushed Concrete <sup>3/</sup> , or Dolomite <sup>2/</sup>	Crushed Sandstone, Crushed Slag (ACBF) <sup>5/</sup> , Crushed Steel Slag <sup>5/</sup> , or Crystalline Crushed Stone

1/ Crushed steel slag allowed in shoulder surface only.

- 2/ Carbonate crushed stone shall not be used in SMA Ndesign 80. In SMA Ndesign 50, carbonate crushed stone shall not be blended with any of the other aggregates allowed alone in Ndesign 50 SMA binder or Ndesign 50 SMA surface.
- 3/ Crushed concrete will not be permitted in SMA mixes.
- 4/ Crushed steel slag shall not be used as leveling binder.
- 5/ When either slag is used, the blend percentages listed shall be by volume.”

**GRANULAR MATERIALS (BDE)**

Effective: November 1, 2012

Revise the title of Article 1003.04 of the Standard Specifications to read:

**“1003.04 Fine Aggregate for Bedding, Trench Backfill, Embankment, Porous Granular Backfill, Sand Backfill for Underdrains, and French Drains.”**

Revise Article 1003.04(c) of the Standard Specifications to read:

“(c) Gradation. The fine aggregate gradations for granular embankment, granular backfill, bedding, and trench backfill for pipe culverts and storm sewers shall be FA 1, FA 2, or FA 6 through FA 21.

The fine aggregate gradation for porous granular embankment, porous granular backfill, french drains, and sand backfill for underdrains shall be FA 1, FA 2, or FA 20, except the percent passing the No. 200 (75 µm) sieve shall be 2±2.”

Revise Article 1004.05(c) of the Standard Specifications to read:

“(c) Gradation. The coarse aggregate gradations shall be as follows.

Application	Gradation
Blotter	CA 15
Granular Embankment, Granular Backfill, Bedding, and Trench Backfill for Pipe Culverts and Storm Sewers	CA 6, CA 9, CA 10, CA 12, CA17, CA18, and CA 19
Porous Granular Embankment, Porous Granular Backfill, and French Drains	CA 7, CA 8, CA 11, CA 15, CA 16 and CA 18”

**HOT-MIX ASPHALT - DENSITY TESTING OF LONGITUDINAL JOINTS (BDE)**

Effective: January 1, 2010

Revised: April 1, 2012

Description. This work shall consist of testing the density of longitudinal joints as part of the quality control/quality assurance (QC/QA) of hot-mix asphalt (HMA). Work shall be according to Section 1030 of the Standard Specifications except as follows.

Quality Control/Quality Assurance (QC/QA). Delete the second and third sentence of the third paragraph of Article 1030.05(d)(3) of the Standard Specifications.

Add the following paragraphs to the end of Article 1030.05(d)(3) of the Standard Specifications:

“Longitudinal joint density testing shall be performed at each random density test location. Longitudinal joint testing shall be located at a distance equal to the lift thickness or a minimum of 4 in. (100 mm), from each pavement edge. (i.e. for a 5 in. (125 mm) lift the near edge of the density gauge or core barrel shall be within 5 in. (125 mm) from the edge of pavement.) Longitudinal joint density testing shall be performed using either a correlated nuclear gauge or cores.

- a. Confined Edge. Each confined edge density shall be represented by a one-minute nuclear density reading or a core density and shall be included in the average of density readings or core densities taken across the mat which represents the Individual Test.
- b. Unconfined Edge. Each unconfined edge joint density shall be represented by an average of three one-minute density readings or a single core density at the given density test location and shall meet the density requirements specified herein. The three one-minute readings shall be spaced ten feet apart longitudinally along the unconfined pavement edge and centered at the random density test location.”

Revise the Density Control Limits table in Article 1030.05(d)(4) of the Standard Specifications to read:

“Mixture Composition	Parameter	Individual Test (includes confined edges)	Unconfined Edge Joint Density Minimum
IL-4.75	Ndesign = 50	93.0 – 97.4%	91.0%
IL-9.5, IL-12.5	Ndesign ≥ 90	92.0 – 96.0%	90.0%
IL-9.5,IL-9.5L, IL-12.5	Ndesign < 90	92.5 – 97.4%	90.0%
IL-19.0, IL-25.0	Ndesign ≥ 90	93.0 – 96.0%	90.0%
IL-19.0, IL-19.0L, IL-25.0	Ndesign < 90	93.0 – 97.4%	90.0%
SMA	Ndesign = 50 & 80	93.5 – 97.4%	91.0%
All Other	Ndesign = 30	93.0 - 97.4%	90.0%”

**HOT-MIX ASPHALT – MIXTURE DESIGN COMPOSITION AND VOLUMETRIC REQUIREMENTS (BDE)**

Effective: November 1, 2013

Revise Article 406.14(b) of the Standard Specifications to read.

“(b) If the HMA placed during the initial test strip (1) is determined to be unacceptable to remain in place by the Engineer, and (2) was not produced within 2.0 to 6.0 percent air voids or within the individual control limits of the JMF, the mixture and test strip will not be paid for and the mixture shall be removed at the Contractor’s expense. An additional test strip and mixture will be paid for in full, if produced within 2.0 to 6.0 percent air voids and within the individual control limits of the JMF.”

Revise Article 406.14(c) of the Standard Specifications to read.

“(c) If the HMA placed during the initial test strip (1) is determined to be unacceptable to remain in place by the Engineer, and (2) was produced within 2.0 to 6.0 percent air voids and within the individual control limits of the JMF, the mixture shall be removed. Removal will be paid in accordance to Article 109.04. This initial mixture and test strip will be paid for at the contract unit prices. The additional mixture will be paid for at the contract unit price, and any additional test strips will be paid for at one half the unit price of each test strip.”

Revise Article 1030.04(a)(1) of the Standard Specifications to read.

“(1) High ESAL Mixtures. The Job Mix Formula (JMF) shall fall within the following limits.

High ESAL, MIXTURE COMPOSITION (% PASSING) <sup>1/</sup>										
Sieve Size	IL-25.0 mm		IL-19.0 mm		IL-12.5 mm		IL-9.5 mm		IL-4.75 mm	
	min	max	min	max	min	max	min	max	min	max
1 1/2 in. (37.5 mm)		100								
1 in. (25 mm)	90	100		100						
3/4 in. (19 mm)		90	82	100		100				
1/2 in. (12.5 mm)	45	75	50	85	90	100		100		100
3/8 in. (9.5 mm)						89	90	100		100
#4 (4.75 mm)	24	42 <sup>2/</sup>	24	50 <sup>2/</sup>	28	65	32	69	90	100
#8 (2.36 mm)	16	31	20	36	28	48 <sup>3/</sup>	32	52 <sup>3/</sup>	70	90
#16 (1.18 mm)	10	22	10	25	10	32	10	32	50	65
#50 (300 μm)	4	12	4	12	4	15	4	15	15	30
#100 (150 μm)	3	9	3	9	3	10	3	10	10	18
#200 (75 μm)	3	6	3	6	4	6	4	6	7	9
Ratio Dust/Asphalt Binder		1.0		1.0		1.0		1.0		1.0 <sup>4/</sup>



- 1/ Based on percent of total aggregate weight.
- 2/ The mixture composition shall not exceed 40 percent passing the #4 (4.75 mm) sieve for binder courses with Ndesign ≥ 90.
- 3/ The mixture composition shall not exceed 44 percent passing the #8 (2.36 mm) sieve for surface courses with Ndesign ≥ 90.
- 4/ Additional minus No. 200 (0.075 mm) material required by the mix design shall be mineral filler, unless otherwise approved by the Engineer.”

Delete Article 1030.04(a)(4) of the Standard Specifications.

Revise Article 1030.04(b)(1) of the Standard Specifications to read.

“(1) High ESAL Mixtures. The target value for the air voids of the HMA shall be 4.0 percent at the design number of gyrations. The VMA and VFA of the HMA design shall be based on the nominal maximum size of the aggregate in the mix, and shall conform to the following requirements.

VOLUMETRIC REQUIREMENTS High ESAL						
Ndesign	Voids in the Mineral Aggregate (VMA), % minimum					Voids Filled with Asphalt Binder (VFA), %
	IL-25.0	IL-19.0	IL-12.5	IL-9.5	IL-4.75 <sup>1/</sup>	
50	12.0	13.0	14.0	15.0	18.5	65 – 78 <sup>2/</sup>
70					65 - 75	
90						
105						

1/ Maximum Draindown for IL-4.75 shall be 0.3 percent

2/ VFA for IL-4.75 shall be 76-83 percent”

Delete Article 1030.04(b)(4) of the Standard Specifications.

Revise the Control Limits Table in Article 1030.05(d)(4) of the Standard Specifications to read.

"CONTROL LIMITS					
Parameter	High ESAL Low ESAL	High ESAL Low ESAL	All Other	IL-4.75	IL-4.75
	Individual Test	Moving Avg. of 4	Individual Test	Individual Test	Moving Avg. of 4
% Passing: <sup>1/</sup>					
1/2 in. (12.5 mm)	± 6 %	± 4 %	± 15 %		
No. 4 (4.75 mm)	± 5 %	± 4 %	± 10 %		
No. 8 (2.36 mm)	± 5 %	± 3 %			
No. 16 (1.18 mm)				± 4 %	± 3 %
No. 30 (600 µm)	± 4 %	± 2.5 %			
Total Dust Content No. 200 (75 µm)	± 1.5 %	± 1.0 %	± 2.5 %	± 1.5 %	± 1.0 %
Asphalt Binder Content	± 0.3 %	± 0.2 %	± 0.5 %	± 0.3 %	± 0.2 %
Voids	± 1.2 %	± 1.0 %	± 1.2 %	± 1.2 %	± 1.0 %
VMA	-0.7 % <sup>2/</sup>	-0.5 % <sup>2/</sup>		-0.7 % <sup>2/</sup>	-0.5 % <sup>2/</sup>

1/ Based on washed ignition oven

2/ Allowable limit below minimum design VMA requirement”

### HOT-MIX ASPHALT – MIXTURE DESIGN VERIFICATION AND PRODUCTION (BDE)

Effective: November 1, 2013

Description. This special provision provides the requirements for Hamburg Wheel and tensile strength testing for High ESAL, IL-4.75, and Stone Matrix Asphalt (SMA) hot-mix asphalt (HMA) mixes during mix design verification and production. This special provision also provides the plant requirements for hydrated lime addition systems used in the production of High ESAL, IL-4.75, and SMA mixes.

Mix Design Testing. Add the following to Article 1030.04 of the Standard Specifications:

“(d) Verification Testing. High ESAL, IL-4.75, and SMA mix designs submitted for verification will be tested to ensure that the resulting mix designs will pass the required criteria for the Hamburg Wheel Test (Illinois Modified AASHTO T 324) and the Tensile Strength Test (Illinois Modified AASHTO T 283). The Department will perform a verification test on gyratory specimens compacted by the Contractor. If the mix fails the Department’s verification test, the Contractor shall make necessary changes to the mix and provide passing Hamburg Wheel and tensile strength test results from a private lab. The Department will verify the passing results.

All new and renewal mix designs shall meet the following requirements for verification testing.

- (1) Hamburg Wheel Test Criteria. The maximum allowable rut depth shall be 0.5 in. (12.5 mm). The minimum number of wheel passes at the 0.5 in. (12.5 mm) rut depth criteria shall be based on the high temperature binder grade of the mix as specified in the mix requirements table of the plans.

Illinois Modified AASHTO T 324 Requirements <sup>1/</sup>

PG Grade	Number of Passes
PG 58-xx (or lower)	5,000
PG 64-xx	7,500
PG 70-xx	15,000
PG 76-xx (or higher)	20,000

1/ When produced at temperatures of 275 ± 5 °F (135 ± 3 °C) or less, loose Warm Mix Asphalt shall be oven aged at 270 ± 5 °F (132 ± 3 °C) for two hours prior to gyratory compaction of Hamburg Wheel specimens.

- (2) Tensile Strength Criteria. The minimum allowable conditioned tensile strength shall be 415 kPa (60 psi) for non-polymer modified performance graded (PG) asphalt binder and 550 kPa (80 psi) for polymer modified PG asphalt binder. The maximum allowable unconditioned tensile strength shall be 1380 kPa (200 psi).”

Production Testing. Revise Article 1030.06(a) of the Standard Specifications to read:

- “(a) High ESAL, IL-4.75 and SMA Mixtures. For each contract, a 300 ton (275 metric tons) test strip will be required at the beginning of HMA production for each mixture with a quantity of 3000 tons (2750 metric tons) or more according to the Manual of Test Procedures for Materials “Hot Mix Asphalt Test Strip Procedures”.

Before start-up, target values shall be determined by applying gradation correction factors to the JMF when applicable. These correction factors shall be determined from previous experience. The target values, when approved by the Engineer, shall be used to control HMA production. Plant settings and control charts shall be set according to target values.

Before constructing the test strip, target values shall be determined by applying gradation correction factors to the JMF when applicable. After any JMF adjustment, the JMF shall become the Adjusted Job Mix Formula (AJMF). Upon completion of the first acceptable test strip, the JMF shall become the AJMF regardless of whether or not the JMF has been adjusted. If an adjustment/plant change is made, the Engineer may require a new test strip to be constructed. If the HMA placed during the initial test strip is determined to be unacceptable to remain in place by the Engineer, it shall be removed and replaced.

The limitations between the JMF and AJMF are as follows.

Parameter	Adjustment
1/2 in. (12.5 mm)	± 5.0 %
No. 4 (4.75 mm)	± 4.0 %
No. 8 (2.36 mm)	± 3.0 %
No. 30 (600 µm)	*
No. 200 (75 µm)	*
Asphalt Binder Content	± 0.3 %

\* In no case shall the target for the amount passing be greater than the JMF.

Any adjustments outside the above limitations will require a new mix design.

Mixture sampled to represent the test strip shall include additional material sufficient for the Department to conduct Hamburg Wheel testing according to Illinois Modified AASHTO T324 (approximately 60 lb (27 kg) total).

The Contractor shall immediately cease production upon notification by the Engineer of failing Hamburg Wheel test. All prior produced material may be paved out provided all other mixture criteria is being met. No additional mixture shall be produced until the Engineer receives passing Hamburg Wheel tests.

The Department may conduct additional Hamburg Wheel tests on production material as determined by the Engineer.”

Revise the title of Article 1030.06(b) of the Standard Specifications to read:

“(b) Low ESAL and All Other Mixtures.”

System for Hydrated Lime Addition. Revise the fourth sentence of the third paragraph of Article 1030.04(c) of the Standard Specifications to read:

“The method of application shall be according to Article 1102.01(a)(10).”

Replace the first three sentences of the second paragraph of Article 1102.01(a)(10) of the Standard Specifications to read:

“When hydrated lime is used as the anti-strip additive, a separate bin or tank and feeder system shall be provided to store and accurately proportion the lime onto the aggregate either as a slurry, as dry lime applied to damp aggregates, or as dry lime injected onto the hot aggregates prior to adding the liquid asphalt cement. If the hydrated lime is added either as a slurry or as dry lime on damp aggregates, the lime and aggregates shall be mixed by a power driven pugmill to provide a uniform coating of the lime prior to entering the dryer. If dry hydrated lime is added to the hot dry aggregates in a dryer-drum plant, the lime shall be added in such a manner that the lime will not become entrained into the air stream of the dryer-drum and that thorough dry mixing shall occur prior to the injection point of the liquid

asphalt. When a batch plant is used, the hydrated lime shall be added to the mixture in the weigh hopper or as approved by the Engineer.”

Basis of Payment. Replace the seventh paragraph of Article 406.14 of the Standard Specifications with the following:

“For mixes designed and verified under the Hamburg Wheel criteria, the cost of furnishing and introducing anti-stripping additives in the HMA will not be paid for separately, but shall be considered as included in the contract unit price of the HMA item involved.

If an anti-stripping additive is required for any other HMA mix, the cost of the additive will be paid for according to Article 109.04. The cost incurred in introducing the additive into the HMA will not be paid for separately, but shall be considered as included in the contract unit price of the HMA item involved.

No additional compensation will be awarded to the Contractor because of reduced production rates associated with the addition of the anti-stripping additive.”

**LRFD PIPE CULVERT BURIAL TABLES (BDE)**

Effective: November 1, 2013

Revise Article 542.02 of the Standard Specifications to read as follows:

“Item	Article/Section
(a) Corrugated Steel Pipe .....	1006.01
(b) Corrugated Steel Pipe Arch .....	1006.01
(c) Bituminous Coated Corrugated Steel Pipe .....	1006.01
(d) Bituminous Coated Corrugated Steel Pipe Arch .....	1006.01
(e) Zinc and Aramid Fiber Composite Coated Corrugated Steel Pipe .....	1006.01
(f) Aluminized Steel Type 2 Corrugated Pipe .....	1006.01
(g) Aluminized Steel Type 2 Corrugated Pipe Arch .....	1006.01
(h) Precoated Galvanized Corrugated Steel Pipe .....	1006.01
(i) Precoated Galvanized Corrugated Steel Pipe Arch .....	1006.01
(j) Corrugated Aluminum Alloy Pipe .....	1006.03
(k) Corrugated Aluminum Alloy Pipe Arch .....	1006.03
(l) Extra Strength Clay Pipe .....	1040.02
(m) Concrete Sewer, Storm Drain, and Culvert Pipe .....	1042
(n) Reinforced Concrete Culvert, Storm Drain, and Sewer Pipe .....	1042
(o) Reinforced Concrete Elliptical Culvert, Storm Drain, and Sewer Pipe.....	1042
(p) Reinforced Concrete Arch Culvert, Storm Drain, and Sewer Pipe .....	1042
(q) Polyvinyl Chloride (PVC) Pipe .....	1040.03
(r) Corrugated Polyvinyl Chloride (PVC) Pipe with a Smooth Interior .....	1040.03
(s) Corrugated Polypropylene (CPP) pipe with smooth Interior .....	1040.07
(t) Corrugated Polyethylene (PE) Pipe with a Smooth Interior .....	1040.04
(u) Polyethylene (PE) Pipe with a Smooth Interior .....	1040.04
(v) Rubber Gaskets and Preformed Flexible Joint Sealants for Concrete Pipe .....	1056
(w) Mastic Joint Sealer for Pipe .....	1055
(x) External Sealing Band .....	1057
(y) Fine Aggregate (Note 1) .....	1003.04

(z) Coarse Aggregate (Note 2) ..... 1004.05  
 (aa) Packaged Rapid Hardening Mortar or Concrete ..... 1018  
 (bb) Nonshrink Grout ..... 1024.02  
 (cc) Reinforcement Bars and Welded Wire Fabric ..... 1006.10  
 (dd) Handling Hole Plugs ..... 1042.16

Note 1. The fine aggregate shall be moist.

Note 2. The coarse aggregate shall be wet.”

Revise the table for permitted materials in Article 542.03 of the Standard Specifications as follows:

"Class	Materials
A	Rigid Pipes: Extra Strength Clay Pipe Concrete Sewer Storm Drain and Culvert Pipe, Class 3 Reinforced Concrete Culvert, Storm Drain, and Sewer Pipe Reinforced Concrete Elliptical Culvert, Storm Drain, and Sewer Pipe Reinforced Concrete Arch Culvert, Storm Drain, and Sewer Pipe
C	Rigid Pipes: Extra Strength Clay Pipe Concrete Sewer Storm Drain and Culvert Pipe, Class 3 Reinforced Concrete Culvert, Storm Drain, and Sewer Pipe Reinforced Concrete Elliptical Culvert, Storm Drain, and Sewer Pipe Reinforced Concrete Arch Culvert, Storm Drain, and Sewer Pipe Flexible Pipes: Aluminized Steel Type 2 Corrugated Pipe Aluminized Steel Type 2 Corrugated Pipe Arch Precoated Galvanized Corrugated Steel Pipe Precoated Galvanized Corrugated Steel Pipe Arch Corrugated Aluminum Alloy Pipe Corrugated Aluminum Alloy Pipe Arch Polyvinyl Chloride (PVC) Pipe Corrugated Polyvinyl Chloride (PVC) Pipe with a Smooth Interior Polyethylene (PE) Pipe with a Smooth Interior Corrugated Polypropylene (CPP) Pipe with Smooth Interior
D	Rigid Pipes: Extra Strength Clay Pipe Concrete Sewer Storm Drain and Culvert Pipe, Class 3 Reinforced Concrete Culvert, Storm Drain, and Sewer Pipe Reinforced Concrete Elliptical Culvert, Storm Drain, and Sewer Pipe Reinforced Concrete Arch Culvert, Storm Drain, and Sewer Pipe Flexible Pipes: Corrugated Steel Pipe Corrugated Steel Pipe Arch Bituminous Coated Corrugated Steel Pipe Bituminous Coated Corrugated Steel Pipe Arch Zinc and Aramid Fiber Composite Coated Corrugated Steel Pipe Aluminized Steel Type 2 Corrugated Pipe Aluminized Steel Type 2 Corrugated Pipe Arch Precoated Galvanized Corrugated Steel Pipe Precoated Galvanized Corrugated Steel Pipe Arch Corrugated Aluminum Alloy Pipe Corrugated Aluminum Alloy Pipe Arch Polyvinyl Chloride (PVC) Pipe Corrugated Polyvinyl Chloride (PVC) Pipe with a Smooth Interior Corrugated Polyethylene (PE) Pipe with a Smooth Interior Polyethylene (PE) Pipe with a Smooth Interior” Corrugated Polypropylene (CPP) Pipe with Smooth Interior

Revise Articles 542.03(b) and (c) of the Standard Specifications to read:

- “(b) Extra strength clay pipe will only be permitted for pipe culverts Type 1, for 10 in., 12 in., 42 in. and 48 in. (250 mm, 300 mm, 1050 mm and 1200 mm), Types 2, up to and including 48 in. (1200 mm), Type 3, up to and including 18 in. (450 mm), Type 4 up to and including 10 in. (250 mm), for all pipe classes.
- (c) Concrete sewer, storm drain, and culvert pipe Class 3 will only be permitted for pipe culverts Type 1, up to and including 10 in (250 mm), Type 2, up to and including 30 in. (750 mm), Type 3, up to and including 15 in. (375 mm); Type 4, up to and including 10 in. (250 mm), for all pipe classes.”

Replace the pipe tables in Article 542.03 of the Standard Specifications with the following:

"Table IA: Classes of Reinforced Concrete Pipe for the Respective Diameters of Pipe and Fill Heights over the Top of the Pipe							
Nominal Diameter in.	Type 1	Type 2	Type 3	Type 4	Type 5	Type 6	Type 7
	Fill Height: 3' and less 1' min cover	Fill Height: Greater than 3' not exceeding 10'	Fill Height: Greater than 10' not exceeding 15'	Fill Height: Greater than 15' not exceeding 20'	Fill Height: Greater than 20' not exceeding 25'	Fill Height: Greater than 25' not exceeding 30'	Fill Height: Greater than 30' not exceeding 35'
12	IV	II	III	IV	IV	V	V
15	IV	II	III	IV	IV	V	V
18	IV	II	III	IV	IV	V	V
21	III	II	III	IV	IV	V	V
24	III	II	III	IV	IV	V	V
30	IV	II	III	IV	IV	V	V
36	III	II	III	IV	IV	V	V
42	II	II	III	IV	IV	V	V
48	II	II	III	IV	IV	V	V
54	II	II	III	IV	IV	V	V
60	II	II	III	IV	IV	V	V
66	II	II	III	IV	IV	V	V
72	II	II	III	IV	V	V	V
78	II	II	III	IV	2020	2370	2730
84	II	II	III	IV	2020	2380	2740
90	II	III	III	1680	2030	2390	2750
96	II	III	III	1690	2040	2400	2750
102	II	III	IV	1700	2050	2410	2760
108	II	III	1360	1710	2060	2410	2770

Notes:  
 A number indicates the D-Load for the diameter and depth of fill and that a special design is required.  
 Design assumptions; Water filled pipe, Type 2 bedding and Class C Walls



Table IA: Classes of Reinforced Concrete Pipe for the Respective Diameters of Pipe and Fill Heights over the Top of the Pipe (Metric)							
Nominal Diameter mm	Type 1	Type 2	Type 3	Type 4	Type 5	Type 6	Type 7
	Fill Height: 1 m and less 0.3 m min cover	Fill Height: Greater than 1 m not exceeding 3 m	Fill Height: Greater than 3 m not exceeding 4.5 m	Fill Height: Greater than 4.5 m not exceeding 6 m	Fill Height: Greater than 6 m not exceeding 7.5 m	Fill Height: Greater than 7.5 m not exceeding 9 m	Fill Height: Greater than 9 m not exceeding 10.5 m
300	IV	II	III	IV	IV	V	V
375	IV	II	III	IV	IV	V	V
450	IV	II	III	IV	IV	V	V
525	III	II	III	IV	IV	V	V
600	III	II	III	IV	IV	V	V
750	IV	II	III	IV	IV	V	V
900	III	II	III	IV	IV	V	V
1050	II	II	III	IV	IV	V	V
1200	II	II	III	IV	IV	V	V
1350	II	II	III	IV	IV	V	V
1500	II	II	III	IV	IV	V	V
1650	II	II	III	IV	IV	V	V
1800	II	II	III	IV	V	V	V
1950	II	II	III	IV	100	110	130
2100	II	II	III	IV	100	110	130
2250	II	III	III	80	100	110	130
2400	II	III	III	80	100	110	130
2550	II	III	IV	80	100	120	130
2700	II	III	70	80	100	120	130

Notes:

A number indicates the D-Load for the diameter and depth of fill and that a special design is required.

Design assumptions; Water filled pipe, Type 2 bedding and Class C Walls

TABLE IB: THICKNESS OF CORRUGATED STEEL PIPE  
 FOR THE RESPECTIVE DIAMETER OF PIPE AND FILL HEIGHTS OVER THE TOP OF THE PIPE FOR 2 2/3"x1/2", 3"x1" AND 5"x1" CORRUGATIONS

Nominal Diameter in.	Type 1			Type 2			Type 3			Type 4			Type 5			Type 6			Type 7		
	Fill Height:			Fill Height:			Fill Height:			Fill Height:			Fill Height:			Fill Height:			Fill Height:		
	3' and less 1' min. cover			Greater than 3' not exceeding 10'			Greater than 10' not exceeding 15'			Greater than 15' not exceeding 20'			Greater than 20' not exceeding 25'			Greater than 25' not exceeding 30'			Greater than 30' not exceeding 35'		
	2 2/3" x 1/2"	3"x1"	5"x1"	2 2/3" x 1/2"	3"x1"	5"x1"	2 2/3" x 1/2"	3"x1"	5"x1"	2 2/3" x 1/2"	3"x1"	5"x1"	2 2/3" x 1/2"	3"x1"	5"x1"	2 2/3" x 1/2"	3"x1"	5"x1"	2 2/3" x 1/2"	3"x1"	5"x1"
12*	0.109			0.079			0.079			0.079			0.079			0.079			0.079		
15	0.109			0.079			0.079			0.079			0.079			0.109			0.109		
18	0.109			0.079			0.079			0.079			0.109			0.109			0.109		
21	0.109			0.079			0.079			0.079			0.109			0.109			0.109		
24	0.109			0.079			0.079			0.109			0.109			0.109			0.109		
30	0.109			0.079			0.109			0.109			0.109			0.109			0.109		
36	0.109E			0.079			0.109			0.109			0.109			0.109			0.138E		
42	0.109	0.109	0.109	0.079	0.079	0.079	0.109	0.079	0.109	0.109	0.079	0.109	0.109	0.109	0.109	0.109E	0.109	0.109	0.138E	0.109	0.109
48	0.109	0.109	0.109	0.109	0.079	0.079	0.109	0.079	0.109	0.109	0.109	0.109	0.109	0.109	0.109	0.138E	0.109	0.109	0.138E	0.109	0.109
54	0.109	0.109	0.109	0.109	0.079	0.109	0.109	0.079	0.109	0.109	0.109	0.109	0.109	0.109	0.109	0.138E	0.109	0.109	0.168E	0.138	0.138
60	0.109	0.109	0.109	0.109	0.079	0.109	0.109	0.079	0.109	0.109	0.109	0.109	0.138	0.109	0.109	0.138E	0.109	0.138	0.168E	0.138E	0.138E
66	0.138	0.109	0.109	0.138	0.079	0.109	0.138	0.109	0.109	0.138	0.109	0.109	0.138	0.109	0.109	0.138E	0.138	0.138	0.168E	0.138E	0.168E
72	0.138	0.109	0.109	0.138	0.079	0.109	0.138	0.109	0.109	0.138	0.109	0.109	0.138	0.109	0.138	0.168E	0.138E	0.138E	0.168E	0.138E	0.168E
78	0.168	0.109	0.109	0.168	0.079	0.109	0.168	0.109	0.109	0.168	0.109	0.109	0.168	0.138	0.138	0.168E	0.138E	0.138E	0.168E	0.168E	0.168E
84	0.168	0.109	0.138	0.168	0.079	0.109	0.168	0.109	0.109	0.168	0.109	0.109	0.168	0.138	0.138	0.168E	0.138E	0.168E	0.168E	0.168E	0.168E
90		0.138	0.138		0.079	0.109		0.109	0.109		0.109	0.138		0.138	0.138		0.168E	0.168E		0.168E	0.168E
96		0.138	0.138		0.109	0.109		0.109	0.109		0.138	0.138		0.138	0.168		0.168E	0.168E		0.168E	0.168E
102		0.138Z	0.138Z		0.109	0.109		0.109	0.109		0.138	0.138		0.138	0.168		0.168E	0.168E			
108		0.138Z	0.168Z		0.109	0.109		0.109	0.109		0.138	0.138		0.168	0.168		0.168E	0.168E			
114		0.138Z	0.168Z		0.109	0.109		0.109	0.109		0.138	0.168		0.168	0.168		0.168E	0.168E			
120		0.138Z	0.168Z		0.109	0.109		0.109	0.138		0.138	0.168		0.168	0.168						
126		0.168Z	0.168Z		0.138	0.138		0.138	0.138		0.138	0.168		0.168	0.168						
132		0.168Z	0.168Z		0.138	0.138		0.138	0.138		0.168	0.168		0.168	0.168						
138		0.168Z	0.168Z		0.138	0.138		0.138	0.138		0.168	0.168		0.168	0.168						
144		0.168Z	0.168Z		0.168	0.168		0.168	0.168		0.168	0.168									

Notes:  
 \* 1 1/2" x 1/4" corrugations shall be use for 6", 8", and 10" diameters.  
 E Elongation according to Article 542.04(e), the elongation requirement for Type 1 fill heights may be eliminated for fills above 1'-6"  
 Z 1'-6" Minimum fill  
 Longitudinal seams assumed.

TABLE IB: THICKNESS OF CORRUGATED STEEL PIPE FOR THE RESPECTIVE DIAMETER OF PIPE AND FILL HEIGHTS OVER THE TOP OF THE PIPE FOR 68 mm x 13 mm, 75 mm x 25 mm AND 125 mm x 25 mm CORRUGATIONS (Metric)																					
Nominal Diameter mm	Type 1			Type 2			Type 3			Type 4			Type 5			Type 6			Type 7		
	Fill Height:			Fill Height:			Fill Height:			Fill Height:			Fill Height:			Fill Height:			Fill Height:		
	1 m and less 0.3 m min. cover			Greater than 1 m not exceeding 3 m			Greater than 3 m not exceeding 4.5 m			Greater than 4.5 m not exceeding 6 m			Greater than 6 m not exceeding 7.5 m			Greater than 7.5 m not exceeding 9 m			Greater than 9 m not exceeding 10.5 m		
	68 x 13 mm	75 x 25 mm	125 x 25 mm	68 x 13 mm	75 x 25 mm	125 x 25 mm	68 x 13 mm	75 x 25 mm	125 x 25 mm	68 x 13 mm	75 x 25 mm	125 x 25 mm	68 x 13 mm	75 x 25 mm	125 x 25 mm	68 x 13 mm	75 x 25 mm	125 x 25 mm	68 x 13 mm	75 x 25 mm	125 x 25 mm
300*	2.77			2.01			2.01			2.01			2.01			2.01			2.01		
375	2.77			2.01			2.01			2.01			2.01			2.77			2.77		
450	2.77			2.01			2.01			2.01			2.77			2.77			2.77		
525	2.77			2.01			2.01			2.01			2.77			2.77			2.77		
600	2.77			2.01			2.01			2.77			2.77			2.77			2.77		
750	2.77			2.01			2.77			2.77			2.77			2.77			2.77		
900	2.77E			2.01			2.77			2.77			2.77			2.77			3.51E		
1050	2.77	2.77	2.77	2.01	2.01	2.01	2.77	2.01	2.77	2.77	2.01	2.77	2.77	2.77	2.77	2.77E	2.77	2.77	3.51E	2.77	2.77
1200	2.77	2.77	2.77	2.77	2.01	2.01	2.77	2.01	2.77	2.77	2.77	2.77	2.77	2.77	2.77	3.51E	2.77	2.77	3.51E	2.77	2.77
1350	2.77	2.77	2.77	2.77	2.01	2.77	2.77	2.01	2.77	2.77	2.77	2.77	2.77	2.77	2.77	3.51E	2.77	2.77	4.27E	3.51	3.51
1500	2.77	2.77	2.77	2.77	2.01	2.77	2.77	2.01	2.77	2.77	2.77	2.77	3.51	2.77	2.77	3.51E	2.77	3.51	4.27E	3.51E	3.51E
1650	3.51	2.77	2.77	3.51	2.01	2.77	3.51	2.77	2.77	3.51	2.77	2.77	3.51	2.77	2.77	3.51E	3.51	3.51	4.27E	3.51E	4.27E
1800	3.51	2.77	2.77	3.51	2.01	2.77	3.51	2.77	2.77	3.51	2.77	2.77	3.51	2.77	3.51	4.27E	3.51E	3.51E	4.27E	3.51E	4.27E
1950	4.27	2.77	2.77	4.27	2.01	2.77	4.27	2.77	2.77	4.27	2.77	2.77	4.27	3.51	3.51	4.27E	3.51E	3.51E	4.27E	4.27E	4.27E
2100	4.27	2.77	3.51	4.27	2.01	2.77	4.27	2.77	2.77	4.27	2.77	2.77	4.27	3.51	3.51	4.27E	3.51E	4.27E	4.27E	4.27E	4.27E
2250		3.51	3.51		2.01	2.77		2.77	2.77		2.77	3.51		3.51	3.51		4.27E	4.27E		4.27E	4.27E
2400		3.51	3.51		2.77	2.77		2.77	2.77		2.77	3.51		3.51	4.27		4.27E	4.27E		4.27E	4.27E
2550		3.51Z	3.51Z		2.77	2.77		2.77	2.77		2.77	3.51		3.51	4.27		4.27E	4.27E			
2700		3.51Z	4.27Z		2.77	2.77		2.77	2.77		3.51	3.51		4.27	4.27		4.27E	4.27E			
2850		3.51Z	4.27Z		2.77	2.77		2.77	2.77		3.51	4.27		4.27	4.27		4.27E	4.27E			
3000		3.51Z	4.27Z		2.77	2.77		2.77	3.51		3.51	4.27		4.27	4.27						
3150		4.27Z	4.27Z		3.51	3.51		3.51	3.51		3.51	4.27		4.27	4.27						
3300		4.27Z	4.27Z		3.51	3.51		3.51	3.51		4.27	4.27		4.27	4.27						
3450		4.27Z	4.27Z		3.51	3.51		3.51	3.51		4.27	4.27		4.27	4.27						
3600		4.27Z	4.27Z		4.27	4.27		4.27	4.27		4.27	4.27		4.27	4.27						

Notes:

\* 38 mm x 6.5 mm corrugations shall be use for 150 mm, 200 mm, and 250 mm diameters.

E Elongation according to Article 542.04(e), the elongation requirement for Type 1 fill heights may be eliminated for fills above 450 mm

Z 450 mm Minimum Fill

Longitudinal seams assumed.

TABLE IC: THICKNESS OF CORRUGATED ALUMINUM ALLOY PIPE  
FOR THE RESPECTIVE DIAMETER OF PIPE AND FILL HEIGHTS OVER THE TOP OF THE PIPE FOR 2 2/3"x1/2" AND 3"x1" CORRUGATIONS

Nominal Diameter in.	Type 1		Type 2		Type 3		Type 4		Type 5		Type 6		Type 7	
	Fill Height: 3' and less 1' min. cover		Fill Height: Greater than 3' not exceeding 10'		Fill Height: Greater than 10' not exceeding 15'		Fill Height: Greater than 15' not exceeding 20'		Fill Height: Greater than 20' not exceeding 25'		Fill Height: Greater than 25' not exceeding 30'		Fill Height: Greater than 30' not exceeding 35'	
	2 2/3"x1/2"	3"x1"	2 2/3"x1/2"	3"x1"	2 2/3"x1/2"	3"x1"	2 2/3"x1/2"	3"x1"	2 2/3"x1/2"	3"x1"	2 2/3"x1/2"	3"x1"	2 2/3"x1/2"	3"x1"
12	0.06		0.06		0.06		0.06		0.06		0.06		0.06	
15	0.06		0.06		0.06		0.06		0.06		0.06		0.06	
18	0.06		0.06		0.06		0.06		0.06		0.06		0.075	
21	0.075E		0.06		0.06		0.06		0.06		0.075		0.075E	
24	0.075E		0.06		0.06		0.06		0.06		0.075		0.075E	
30	0.105E		0.075		0.075		0.075		0.075		0.105E		0.105E	
36	0.105E		0.075		0.075		0.075		0.105		0.105E		0.105E	
42	0.105E	0.06	0.105	0.06	0.105	0.06	0.105	0.06	0.105	0.06	0.105E	0.105	0.105E	0.105E
48	0.105E	0.105	0.105	0.06	0.105	0.06	0.105	0.06	0.105	0.105	0.105E	0.105E	0.135E	0.135E
54	0.105E	0.105	0.105	0.06	0.105	0.06	0.105	0.105	0.105	0.105	0.105E	0.135E	0.135E	0.135E
60	0.135E	0.105	0.135	0.06	0.135	0.06	0.135	0.105	0.135	0.105	0.135E	0.135E	0.164E	0.135E
66	0.164E	0.105	0.164	0.06	0.164	0.06	0.164	0.105	0.164	0.135	0.164E	0.135E		0.135E
72	0.164E	0.135	0.164	0.06	0.164	0.105	0.164	0.105	0.164	0.135		0.135E		0.164E
78		0.135		0.075		0.105		0.135		0.135		0.135E		0.164E
84		0.135		0.105		0.105		0.135		0.135		0.164E		0.164E
90		0.135		0.105		0.105		0.135		0.135		0.164E		0.164E
96		0.135		0.105		0.105		0.135		0.164		0.164E		
102		0.135Z		0.135		0.135		0.135		0.164		0.164E		
108		0.135Z		0.135		0.135		0.135		0.164				
114		0.164Z		0.164		0.164		0.164		0.164				
120		0.164Z		0.164		0.164		0.164		0.164				

Notes:

E Elongation according to Article 542.04(e), the elongation requirement for Type 1 fill heights may be eliminated for fills above 1'-6"

TABLE IC: THICKNESS OF CORRUGATED ALUMINUM ALLOY PIPE  
 FOR THE RESPECTIVE DIAMETER OF PIPE AND FILL HEIGHTS OVER THE TOP OF THE PIPE FOR 2 2/3"x1/2" AND 3"x1" CORRUGATIONS  
 (Metric)

Nominal Diameter in.	Type 1		Type 2		Type 3		Type 4		Type 5		Type 6		Type 7	
	Fill Height: 1 m and less 0.3 m min. cover		Fill Height: Greater than 1 m not exceeding 3 m		Fill Height: Greater than 3 m not exceeding 4.5 m		Fill Height: Greater than 4.5 m not exceeding 6 m		Fill Height: Greater than 6 m not exceeding 7.5 m		Fill Height: Greater than 7.5 m not exceeding 9 m		Fill Height: Greater than 9 m not exceeding 10.5 m	
	68 x 13 mm	75 x 25 mm	68 x 13 mm	75 x 25 mm	68 x 13 mm	75 x 25 mm	68 x 13 mm	75 x 25 mm	68 x 13 mm	75 x 25 mm	68 x 13 mm	75 x 25 mm	68 x 13 mm	75 x 25 mm
300	1.52		1.52		1.52		1.52		1.52		1.52		1.52	
375	1.52		1.52		1.52		1.52		1.52		1.52		1.52	
450	1.52		1.52		1.52		1.52		1.52		1.52		1.91	
525	1.91E		1.52		1.52		1.52		1.52		1.91		1.91E	
600	1.91E		1.52		1.52		1.52		1.52		1.91		1.91E	
750	2.67E		1.91		1.91		1.91		1.91		2.67E		2.67E	
900	2.67E		1.91		1.91		1.91		2.67		2.67E		2.67E	
1050	2.67E	1.52	2.67	1.52	2.67	1.52	2.67	1.52	2.67	1.52	2.67E	2.67	2.67E	2.67E
1200	2.67E	2.67	2.67	1.52	2.67	1.52	2.67	1.52	2.67	2.67	2.67E	2.67E	3.43E	3.43E
1350	2.67E	2.67	2.67	1.52	2.67	1.52	2.67	2.67	2.67	2.67	2.67E	3.43E	3.43E	3.43E
1500	3.43E	2.67	3.43	1.52	3.43	1.52	3.43	2.67	3.43	2.67	3.43E	3.43E	4.17E	3.43E
1650	4.17E	2.67	4.17	1.52	4.17	1.52	4.17	2.67	4.17	3.43	4.17E	3.43E		3.43E
1800	4.17E	3.43	4.17	1.52	4.17	2.67	4.17	2.67	4.17	3.43		3.43E		4.17E
1950		3.43		1.91		2.67		3.43		3.43		3.43E		4.17E
2100		3.43		2.67		2.67		3.43		3.43		4.17E		4.17E
2250		3.43		2.67		2.67		3.43		3.43		4.17E		4.17E
2400		3.43		2.67		2.67		3.43		4.17		4.17E		
2550		3.43Z		3.43		3.43		3.43		4.17		4.17E		
2700		3.43Z		3.43		3.43		3.43		4.17				
2850		4.17Z		4.17		4.17		4.17		4.17				
3000		4.17Z		4.17		4.17		4.17		4.17				

Notes:

E Elongation according to Article 542.04(e), the elongation requirement for Type 1 fill heights may be eliminated for fills above 450 mm.

Table IIA: THICKNESS FOR CORRUGATED STEEL PIPE ARCHES AND CORRUGATED ALUMINUM ALLOY PIPE ARCHES FOR THE RESPECTIVE EQUIVALENT ROUND SIZE OF PIPE AND FILL HEIGHTS OVER THE TOP OF PIPE

Equivalent Round Size in.	Corrugated Steel & Aluminum Pipe Arch 2 2/3" x 1/2"		Corrugated Steel & Aluminum Pipe Arch 3" x 1"		Corrugated Steel Pipe Arch 5" x 1"		Min. Cover	Type 1			Type 2			Type 3								
	Span (in.)	Rise (in.)	Span (in.)	Rise (in.)	Span (in.)	Rise (in.)		Steel & Aluminum	Fill Height:			Fill Height:			Fill Height:							
							3' and less			Greater than 3' not exceeding 10'			Greater than 10' not exceeding 15'									
									Steel		Aluminum		Steel		Aluminum		Steel		Aluminum			
								2 2/3" x 1/2"	3"x1"	5" x 1"	2 2/3" x 1/2"	3"x1"	2 2/3" x 1/2"	3"x1"	5" x 1"	2 2/3" x 1/2"	3"x1"	5" x 1"	2 2/3" x 1/2"	3"x1"		
15	17	13					1'-6"	0.079			0.060			0.079			0.060			0.060		
18	21	15					1'-6"	0.109			0.060			0.079			0.060			0.060		
21	24	18					1'-6"	0.109			0.060			0.079			0.060			0.060		
24	28	20					1'-6"	0.109			0.075			0.079			0.075			0.075		
30	35	24					1'-6"	0.109			0.075			0.079			0.075			0.075		
36	42	29					1'-6"	0.109			0.105			0.079			0.105			0.105		
42	49	33					1'-6"	0.109			0.105			0.109			0.105			0.105		
48	57	38	53	41	53	41	1'-6"	0.109	0.079	0.109	0.135	0.060	0.109	0.079	0.109	0.135	0.060	0.109	0.079	0.109	0.135	0.060
54	64	43	60	46	60	46	1'-6"	0.109	0.109	0.109	0.135	0.060	0.109	0.079	0.109	0.135	0.060	0.109	0.079	0.109	0.135	0.060
60	71	47	66	51	66	51	1'-6"	0.138	0.109	0.109	0.164	0.060	0.138	0.079	0.109	0.164	0.060	0.138	0.109	0.109	0.164	0.060
66	77	52	73	55	73	55	1'-6"	0.168	0.109	0.109		0.105	0.168	0.079	0.109		0.075	0.168	0.109	0.109		0.105
72	83	57	81	59	81	59	1'-6"	0.168	0.109	0.109		0.105	0.168	0.079	0.109		0.105	0.168	0.109	0.109		0.105
78			87	63	87	63	1'-6"		0.109	0.109		0.105		0.079	0.109		0.105		0.109	0.109		0.105
84			95	67	95	67	1'-6"		0.109	0.109		0.105		0.109	0.109		0.105		0.109	0.109		0.105
90			103	71	103	71	1'-6"		0.109	0.109		0.135		0.109	0.109		0.135		0.109	0.109		0.135
96			112	75	112	75	1'-6"		0.109	0.109		0.164		0.109	0.109		0.164		0.109	0.109		0.164
102			117	79	117	79	1'-6"		0.109	0.109		0.164		0.109	0.109		0.164		0.109	0.109		0.164
108			128	83	128	83	1'-6"		0.138	0.138				0.138	0.138				0.138	0.138		
114			137	87	137	87	1'-6"		0.138	0.138				0.138	0.138				0.138	0.138		
120			142	91	142	91	1'-6"		0.168	0.168				0.168	0.168				0.168	0.168		

Notes:

The Type 1 corrugated steel or aluminum pipe arches shall be placed on soil having a minimum bearing capacity of 3 tons per square foot.  
 The Type 2 and 3 corrugated steel or aluminum pipe arches shall be placed on soil having a minimum bearing capacity of 2 tons per square foot.  
 This minimum bearing capacity will be determined by the Engineer in the field.

Table IIA: THICKNESS FOR CORRUGATED STEEL PIPE ARCHES AND CORRUGATED ALUMINUM ALLOY PIPE ARCHES  
FOR THE RESPECTIVE EQUIVALENT ROUND SIZE OF PIPE AND FILL HEIGHTS OVER THE TOP OF PIPE  
(Metric)

Equivalent Round Size (mm)	Corrugated Steel & Aluminum Pipe Arch 68 x 13 mm			Corrugated Steel & Aluminum Pipe Arch 75 x 25 mm			Corrugated Steel Pipe Arch 125 x 25 mm			Min. Cover	Type 1					Type 2					Type 3							
	Fill Height:											Fill Height:					Fill Height:											
	1 m and less											Greater than 1 m not exceeding 3 m					Greater than 3 m not exceeding 4.5 m											
	Span (mm)		Rise (mm)		Span (mm)		Rise (mm)		Span (mm)		Rise (mm)		Steel & Aluminum		Steel			Aluminum		Steel			Aluminum					
														68 x 13 mm	75 x 25 mm	125 x 25 mm	68 x 13 mm	75 x 25 mm	68 x 13 mm	75 x 25 mm	125 x 25 mm	68 x 13 mm	75 x 25 mm	68 x 13 mm	75 x 25 mm	125 x 25 mm	68 x 13 mm	75 x 25 mm
375	430	330								0.5 m	2.01			1.52			2.01				1.52			2.01			1.52	
450	530	380								0.5 m	2.77			1.52			2.01				1.52			2.01			1.52	
525	610	460								0.5 m	2.77			1.52			2.01				1.52			2.01			1.52	
600	710	510								0.5 m	2.77			1.91			2.01				1.91			2.01			1.91	
750	870	630								0.5 m	2.77			1.91			2.01				1.91			2.77			1.91	
900	1060	740								0.5 m	2.77			2.67			2.01				2.67			2.77			2.67	
1050	1240	840								0.5 m	2.77			2.67			2.77				2.67			2.77			2.67	
1200	1440	970	1340	1050	1340	1050				0.5 m	2.77	2.01	2.77	3.43	1.52	2.77	2.01	2.77	3.43	1.52	2.77	2.01	2.77	2.01	2.77	3.43	1.52	
1350	1620	1100	1520	1170	1520	1170				0.5 m	2.77	2.77	2.77	3.43	1.52	2.77	2.01	2.77	3.43	1.52	2.77	2.01	2.77	2.01	2.77	3.43	1.52	
1500	1800	1200	1670	1300	1670	1300				0.5 m	3.51	2.77	2.77	4.17	1.52	3.51	2.01	2.77	4.17	1.52	3.51	2.77	2.77	2.77	4.17	1.52		
1650	1950	1320	1850	1400	1850	1400				0.5 m	4.27	2.77	2.77		2.67	4.27	2.01	2.77		1.91	4.27	2.77	2.77	2.77		2.67		
1800	2100	1450	2050	1500	2050	1500				0.5 m	4.27	2.77	2.77		2.67	4.27	2.01	2.77		2.67	4.27	2.77	2.77	2.77		2.67		
1950			2200	1620	2200	1620				0.5 m		2.77	2.77		2.67		2.01	2.77		2.67		2.77	2.77		2.77		2.67	
2100			2400	1720	2400	1720				0.5 m		2.77	2.77		2.67		2.77	2.77		2.67		2.77	2.77		2.77		2.67	
2250			2600	1820	2600	1820				0.5 m		2.77	2.77		3.43		2.77	2.77		3.43		2.77	2.77		2.77		3.43	
2400			2840	1920	2840	1920				0.5 m		2.77	2.77		4.17		2.77	2.77		4.17		2.77	2.77		2.77		4.17	
2550			2970	2020	2970	2020				0.5 m		2.77	2.77		4.17		2.77	2.77		4.17		2.77	2.77		2.77		4.17	
2700			3240	2120	3240	2120				0.5 m		3.51	3.51				3.51	3.51				3.51	3.51		3.51			
2850			3470	2220	3470	2220				0.5 m		3.51	3.51				3.51	3.51				3.51	3.51		3.51			
3000			3600	2320	3600	2320				0.5 m		4.27	4.27				4.27	4.27				4.27	4.27		4.27			

Notes:

The Type 1 corrugated steel or aluminum pipe arches shall be placed on soil having a minimum bearing capacity of 290 kN per square meter.

The Type 2 and 3 corrugated steel or aluminum pipe arches shall be placed on soil having a minimum bearing capacity of 192 kN per square meter.

This minimum bearing capacity will be determined by the Engineer in the field.

Table IIB: CLASSES OF REINFORCED CONCRETE ELLIPTICAL AND REINFORCED CONCRETE ARCH PIPE FOR THE RESPECTIVE EQUIVALENT ROUND SIZE OF PIPE AND FILL HEIGHTS OVER THE TOP OF PIPE											
Equivalent Round Size (in.)	Reinforced Concrete Elliptical pipe (in.)		Reinforced Concrete Arch pipe (in.)		Minimum Cover RCCP HE & A	Type 1		Type 2		Type 3	
	Span	Rise	Span	Rise		Fill Height: 3' and less		Fill Height: Greater than 3' not exceeding 10'		Fill Height: Greater than 10' not exceeding 15'	
					HE	Arch	HE	Arch	HE	Arch	
15	23	14	18	11	1' -0"	HE-III	A-III	HE-III	A-III	HE-IV	A-IV
18	23	14	22	13 1/2	1' -0"	HE-III	A-III	HE-III	A-III	HE-IV	A-IV
21	30	19	26	15 1/2	1' -0"	HE-III	A-III	HE-III	A-III	HE-IV	A-IV
24	30	19	28 1/2	18	1' -0"	HE-III	A-III	HE-III	A-III	HE-IV	A-IV
27	34	22	36 1/4	22 1/2	1' -0"	HE-III	A-III	HE-III	A-III	HE-IV	A-IV
30	38	24	36 1/4	22 1/2	1' -0"	HE-III	A-III	HE-III	A-III	HE-IV	A-IV
36	45	29	43 3/4	26 5/8	1' -0"	HE-II	A-II	HE-III	A-III	HE-IV	A-IV
42	53	34	51 1/8	31 5/16	1' -0"	HE-I	A-II	HE-III	A-III	HE-IV	A-IV
48	60	38	58 1/2	36	1' -0"	HE-I	A-II	HE-III	A-III	1460	1450
54	68	43	65	40	1' -0"	HE-I	A-II	HE-III	A-III	1460	1460
60	76	48	73	45	1' -0"	HE-I	A-II	HE-III	A-III	1460	1470
66	83	53	88	54	1' -0"	HE-I	A-II	HE-III	A-III	1470	1480
72	91	58	88	54	1' -0"	HE-I	A-II	HE-III	A-III	1470	1480

Notes:

A number indicates the D-Load for the diameter and depth of fill and that a special design is required.

Design assumptions; Water filled pipe, AASHTO Type 2 installation per AASHTO LRFD Table 12.10.2.1-1



Table IIB: CLASSES OF REINFORCED CONCRETE ELLIPTICAL AND REINFORCED CONCRETE ARCH PIPE FOR THE RESPECTIVE EQUIVALENT ROUND SIZE OF PIPE AND FILL HEIGHTS OVER THE TOP OF PIPE (Metric)

Equivalent Round Size (mm)	Reinforced Concrete Elliptical pipe (mm)		Reinforced Concrete Arch pipe (mm)		Minimum Cover RCCP HE & A	Type 1		Type 2		Type 3	
	Span	Rise	Span	Rise		Fill Height: 1 m and less		Fill Height: Greater than 1 m not exceeding 3 m		Fill Height: Greater than 3 m not exceeding 4.5 m	
					HE	Arch	HE	Arch	HE	Arch	
375	584	356	457	279	0.3 m	HE-III	A-III	HE-III	A-III	HE-IV	A-IV
450	584	356	559	343	0.3 m	HE-III	A-III	HE-III	A-III	HE-IV	A-IV
525	762	483	660	394	0.3 m	HE-III	A-III	HE-III	A-III	HE-IV	A-IV
600	762	483	724	457	0.3 m	HE-III	A-III	HE-III	A-III	HE-IV	A-IV
686	864	559	921	572	0.3 m	HE-III	A-III	HE-III	A-III	HE-IV	A-IV
750	965	610	921	572	0.3 m	HE-III	A-III	HE-III	A-III	HE-IV	A-IV
900	1143	737	1111	676	0.3 m	HE-II	A-II	HE-III	A-III	HE-IV	A-IV
1050	1346	864	1299	795	0.3 m	HE-I	A-II	HE-III	A-III	HE-IV	A-IV
1200	1524	965	1486	914	0.3 m	HE-I	A-II	HE-III	A-III	70	70
1350	1727	1092	1651	1016	0.3 m	HE-I	A-II	HE-III	A-III	70	70
1500	1930	1219	1854	1143	0.3 m	HE-I	A-II	HE-III	A-III	70	70
1676	2108	1346	2235	1372	0.3 m	HE-I	A-II	HE-III	A-III	70	70
1800	2311	1473	2235	1372	0.3 m	HE-I	A-II	HE-III	A-III	70	70

Notes:

A number indicates the D-Load for the diameter and depth of fill and that a special design is required.  
 Design assumptions; Water filled pipe, AASHTO Type 2 installation per AASHTO LRFD Table 12.10.2.1-1

TABLE IIIA: PLASTIC PIPE PERMITTED  
 FOR A GIVEN PIPE DIAMETER AND FILL HEIGHT OVER THE TOP OF THE PIPE

Nominal Diameter (in.)	Type 1					Type 2					Type 3					Type 4			
	Fill Height: 3' and less, with 1' min					Fill Height: Greater than 3', not exceeding 10'					Fill Height: Greater than 10', not exceeding 15'					Fill Height: Greater than 15', not exceeding 20'			
	PVC	CPVC	PE	CPE	CPP	PVC	CPVC	PE	CPE	CPP	PVC	CPVC	PE	CPE	CPP	PVC	CPVC	PE	CPP
10	X	X	X	X	NA	X	X	X	X	NA	X	X	X	X	NA	X	X	X	NA
12	X	X	X	X	X	X	X	X	X	X	X	X	X	NA	X	X	X	X	NA
15	X	X	NA	X	X	X	X	NA	X	X	X	X	NA	NA	X	X	X	NA	X
18	X	X	X	X	X	X	X	X	X	X	X	X	X	NA	X	X	X	X	NA
21	X	X	NA	NA	NA	X	X	NA	NA	NA	X	X	NA	NA	NA	X	X	NA	NA
24	X	X	X	X	X	X	X	X	X	X	X	X	NA	NA	NA	X	X	X	NA
30	X	X	X	X	X	X	X	X	X	X	X	X	X	NA	X	X	X	X	NA
36	X	X	X	X	X	X	X	X	NA	X	X	X	X	NA	NA	X	X	X	NA
42	X	NA	X	X	NA	X	NA	X	NA	NA	X	NA	X	NA	NA	X	NA	X	NA
48	X	NA	X	X	X	X	NA	X	NA	NA	X	NA	X	NA	NA	X	NA	X	NA

Notes:

- PVC Polyvinyl Chloride (PVC) pipe with a smooth interior
- CPVC Corrugated Polyvinyl Chloride (CPVC) pipe with a smooth interior
- PE Polyethylene (PE) pipe with a smooth interior
- CPE Corrugated Polyethylene (PE) pipe with a smooth interior
- CPP Corrugated Polypropylene (CPP) pipe with a smooth interior
- X This material may be used for the given pipe diameter and fill height
- NA Not Available

TABLE IIIA: PLASTIC PIPE PERMITTED  
 FOR A GIVEN PIPE DIAMETER AND FILL HEIGHT OVER THE TOP OF THE PIPE  
 (Metric)

Nominal Diameter (mm)	Type 1					Type 2					Type 3					Type 4			
	Fill Height: 1 m and less, with 0.3 m min. cover					Fill Height: Greater than 1 m, not exceeding 3 m					Fill Height: Greater than 3 m, not exceeding 4.5 m					Fill Height: Greater than 4.5 m, not exceeding 6 m			
	PVC	CPVC	PE	CPE	CPP	PVC	CPVC	PE	CPE	CPP	PVC	CPVC	PE	CPE	CPP	PVC	CPVC	PE	CPP
250	X	X	X	X	NA	X	X	X	X	NA	X	X	X	X	NA	X	X	X	NA
300	X	X	X	X	X	X	X	X	X	X	X	X	X	NA	X	X	X	X	NA
375	X	X	NA	X	X	X	X	NA	X	X	X	X	NA	NA	X	X	X	NA	X
450	X	X	X	X	X	X	X	X	X	X	X	X	X	NA	X	X	X	X	NA
525	X	X	NA	NA	NA	X	X	NA	NA	NA	X	X	NA	NA	NA	X	X	NA	NA
600	X	X	X	X	X	X	X	X	X	X	X	X	NA	NA	NA	X	X	X	NA
750	X	X	X	X	X	X	X	X	X	X	X	X	X	NA	X	X	X	X	NA
900	X	X	X	X	X	X	X	X	NA	X	X	X	X	NA	NA	X	X	X	NA
1000	X	NA	X	X	NA	X	NA	X	NA	NA	X	NA	X	NA	NA	X	NA	X	NA
1200	X	NA	X	X	X	X	NA	X	NA	NA	X	NA	X	NA	NA	X	NA	X	NA

Notes:

- PVC Polyvinyl Chloride (PVC) pipe with a smooth interior
- CPVC Corrugated Polyvinyl Chloride (CPVC) pipe with a smooth interior
- PE Polyethylene (PE) pipe with a smooth interior
- CPE Corrugated Polyethylene (PE) pipe with a smooth interior
- CPP Corrugated Polypropylene (CPP) pipe with a smooth interior
- X This material may be used for the given pipe diameter and fill height
- NA Not Available

TABLE IIIB: PLASTIC PIPE PERMITTED								
FOR A GIVEN PIPE DIAMETER AND FILL HEIGHT OVER THE TOP OF THE PIPE								
Nominal Diameter (in.)	Type 5			Type 6			Type 7	
	Fill Height: Greater than 20', not exceeding 25'			Fill Height: Greater than 25', not exceeding 30'			Fill Height: Greater than 30', not exceeding 35'	
	PVC	CPVC		PVC	CPVC		CPVC	
10	X	X		X	X		X	
12	X	X		X	X		X	
15	X	X		X	X		X	
18	X	X		X	X		X	
21	X	X		X	X		X	
24	X	X		X	X		X	
30	X	X		X	X		X	
36	X	X		X	X		X	
42	X	NA		X	NA		NA	
48	X	NA		X	NA		NA	

Notes:

- PVC Polyvinyl Chloride (PVC) pipe with a smooth interior
- CPVC Corrugated Polyvinyl Chloride (CPVC) pipe with a smooth interior
- X This material may be used for the given pipe diameter and fill height
- NA Not Available

TABLE IIIB: PLASTIC PIPE PERMITTED FOR A GIVEN PIPE DIAMETER AND FILL HEIGHT OVER THE TOP OF THE PIPE (metric)								
Nominal Diameter (mm)	Type 5			Type 6			Type 7	
	Fill Height: Greater than 6 m, not exceeding 7.5 m			Fill Height: Greater than 7.5 m, not exceeding 9 m			Fill Height: Greater than 9 m, not exceeding 10.5 m	
	PVC	CPVC		PVC	CPVC		CPVC	
250	X	X		X	X		X	
300	X	X		X	X		X	
375	X	X		X	X		X	
450	X	X		X	X		X	
525	X	X		X	X		X	
600	X	X		X	X		X	
750	X	X		X	X		X	
900	X	X		X	X		X	
1000	X	NA		X	NA		NA	
1200	X	NA		X	NA		NA	

Notes:

- PVC Polyvinyl Chloride (PVC) pipe with a smooth interior
- CPVC Corrugated Polyvinyl Chloride (CPVC) pipe with a smooth interior
- PE Polyethylene (PE) pipe with a smooth interior
- X This material may be used for the given pipe diameter and fill height
- NA Not Available"

Revise the first sentence of the first paragraph of Article 542.04(c) of the Standard Specifications to read:

“Compacted aggregate, at least 4 in. (100 mm) in depth below the pipe culvert, shall be placed the entire width of the trench and for the length of the pipe culvert, except compacted impervious material shall be used for the outer 3 ft (1 m) at each end of the pipe culvert.”

Revise the seventh paragraph of Article 542.04(d) of the Standard Specifications to read:

“PVC, PE and CPP pipes shall be joined according to the manufacturer’s specifications.”

Replace the third sentence of the first paragraph of Article 542.04(h) of the Standard Specifications with the following:

“The total cover required for various construction loadings shall be as recommended by the manufacturer of the pipe to be loaded. The manufacturer’s recommendations shall be provided in writing.”

Delete “Table IV : Wheel Loads and Total Cover” in Article 542.04(h) of the Standard Specifications.

Revise the first and second paragraphs of Article 542.04(i) of the Standard Specifications to read:

“(i) Deflection Testing for Pipe Culverts. All PE, PVC and CPP pipe culverts shall be tested for deflection not less than 30 days after the pipe is installed and the backfill compacted. The testing shall be performed in the presence of the Engineer.

For PVC, PE, and CPP pipe culverts with diameters 24 in. (600 mm) or smaller, a mandrel drag shall be used for deflection testing. For PVC, PE, and CPP pipe culverts with diameters over 24 in. (600 mm), deflection measurements other than by a mandrel shall be used.”

Revise Articles 542.04(i)(1) and (2) of the Standard Specifications to read:

“(1) For all PVC pipe: as defined using ASTM D 3034 methodology.

(2) For all PE and CPP pipe: the average inside diameter based on the minimum and maximum tolerances specified in the corresponding ASTM or AASHTO material specifications.”

Revise the second sentence of the second paragraph of Article 542.07 of the Standard Specifications to read:

“When a prefabricated end section is used, it shall be of the same material as the pipe culvert, except for polyethylene (PE), polyvinylchloride (PVC), and polypropylene (PP) pipes which shall have metal end sections.”

Revise the first paragraph of Article 1040.03 of the Standard Specifications to read:

**“1040.03 Polyvinyl Chloride (PVC) Pipe.** Acceptance testing of PVC pipe and fittings shall be accomplished during the same construction season in which they are installed. The section properties shall be according to the manufacturer pre-submitted geometric properties on file with the Department. The manufacturer shall submit written certification that the material meets those properties. The pipe shall meet the following additional requirements.”

Delete Articles 1040.03(e) and (f) of the Standard Specifications.

Revise Articles 1040.04(c) and (d) of the Standard Specifications to read:

“(c) PE Profile Wall Pipe for Insertion Lining. The pipe shall be according to ASTM F 894. When used for insertion lining of pipe culverts, the pipe liner shall have a minimum pipe stiffness of 46 psi (317 kPa) at five percent deflection for nominal inside diameters of 42 in. (1050 mm) or less. For nominal inside diameters of greater than 42 in. (1050 mm), the pipe liner shall have a minimum pipe stiffness of 32.5 psi (225 kPa) at five percent deflection. All sizes shall have wall construction that presents essentially smooth internal and external surfaces.

(d) PE Pipe with a Smooth Interior. The pipe shall be according to ASTM F 714 (DR 32.5) with a minimum cell classification of PE 335434 as defined in ASTM D 3350. The section properties shall be according to the manufacturer pre-submitted geometric properties on file with the Department. The manufacturer shall submit written certification that the material meets those properties and the resin used to manufacture the pipe meets or exceeds the minimum cell classification requirements.”

Add the following to Section 1040 of the Standard Specifications:

**“1040.08 Polypropylene (PP) Pipe.** Storage and handling shall be according to the manufacturer's recommendations, except in no case shall the pipe be exposed to direct sunlight for more than six months. Acceptance testing of the pipe shall be accomplished during the same construction season in which it is installed. The section properties shall be according to the manufacturer pre-submitted geometric properties on file with the Department. The manufacturer shall submit written certification that the material meets those properties. The pipe shall meet the following additional requirements.

(a) Corrugated PP Pipe with a Smooth Interior. The pipe shall be according to AAHSTO M 330 (nominal size – 12 to 60 in. (300 to 1500 mm)). The pipe shall be Type S or D.

(b) Perforated Corrugated PP Pipe with A Smooth Interior. The pipe shall be according to AASHTO M 330 (nominal size – 12 to 60 in. (300 to 1500 mm)). The pipe shall be Type SP. In addition, the top centerline of the pipe shall be marked so that it is readily visible from the top of the trench before backfilling, and the upper ends of the slot perforations shall be a minimum of ten degrees below the horizontal.”

**PAVEMENT MARKING FOR BIKE SYMBOL (BDE)**

Effective: January 1, 2014

Add the following to the SYMBOLS table in Article 780.14 of the Standard Specifications:

"Symbol	Large Size sq ft (sq m)	Small Size Sq ft (sq m)
Bike Symbol	6.0 (0.56)	--"

**PAVEMENT PATCHING (BDE)**

Effective: January 1, 2010

Revise the first sentence of the second paragraph of Article 701.17(e)(1) of the Standard Specifications to read:

"In addition to the traffic control and protection shown elsewhere in the contract for pavement, two devices shall be placed immediately in front of each open patch, open hole, and broken pavement where temporary concrete barriers are not used to separate traffic from the work area."

**PAYROLLS AND PAYROLL RECORDS (BDE)**

Effective: January 1, 2014

FEDERAL AID CONTRACTS. Revise the following section of Check Sheet #1 of the Recurring Special Provisions to read:

**"STATEMENTS AND PAYROLLS**

The payroll records shall include the worker's name, the worker's address, the worker's telephone number when available, the worker's social security number, the worker's classification or classifications, the worker's gross and net wages paid in each pay period, the worker's number of hours worked each day, the worker's starting and ending times of work each day. However, any Contractor or subcontractor who remits contributions to a fringe benefit fund that is not jointly maintained and jointly governed by one or more employers and one or more labor organization must additionally submit the worker's hourly wage rate, the worker's hourly overtime wage rate, the worker's hourly fringe benefit rates, the name and address of each fringe benefit fund, the plan sponsor of each fringe benefit, if applicable, and the plan administrator of each fringe benefit, if applicable.



The Contractor and each subcontractor shall submit payroll records to the Engineer each week from the start to the completion of their respective work, except that full social security numbers and home addresses shall not be included on weekly transmittals. Instead, the payrolls shall include an identification number for each employee (e.g., the last four digits of the employee's social security number). In addition, starting and ending times of work each day may be omitted from the payroll records submitted to the Engineer. The submittals shall be on the Department's form SBE 48, or an approved facsimile. When there has been no activity during a work week, a payroll record shall still be submitted with the appropriate box ("No Work", "Suspended", or "Complete") checked on the form."

STATE CONTRACTS. Revise Section IV of Check Sheet #5 of the Recurring Special Provisions to read:

"IV. COMPLIANCE WITH THE PREVAILING WAGE ACT

1. **Prevailing Wages.** All wages paid by the Contractor and each subcontractor shall be in compliance with The Prevailing Wage Act (820 ILCS 130), as amended, except where a prevailing wage violates a federal law, order, or ruling, the rate conforming to the federal law, order, or ruling shall govern. The Contractor shall be responsible to notify each subcontractor of the wage rates set forth in this contract and any revisions thereto. If the Department of Labor revises the wage rates, the Contractor will not be allowed additional compensation on account of said revisions.
2. **Payroll Records.** The Contractor and each subcontractor shall make and keep, for a period of five years from the later of the date of final payment under the contract or completion of the contract, records of the wages paid to his/her workers. The payroll records shall include the worker's name, the worker's address, the worker's telephone number when available, the worker's social security number, the worker's classification or classifications, the worker's gross and net wages paid in each pay period, the worker's number of hours worked each day, the worker's starting and ending times of work each day. However, any contractor or subcontractor who remits contributions to a fringe benefit fund that is not jointly maintained and jointly governed by one or more employers and one or more labor organization must additionally submit the worker's hourly wage rate, the worker's hourly overtime wage rate, the worker's hourly fringe benefit rates, the name and address of each fringe benefit fund, the plan sponsor of each fringe benefit, if applicable, and the plan administrator of each fringe benefit, if applicable. Upon seven business days' notice, these records shall be available at a location within the State, during reasonable hours, for inspection by the Department or the Department of Labor; and Federal, State, or local law enforcement agencies and prosecutors.

3. Submission of Payroll Records. The Contractor and each subcontractor shall submit payroll records to the Engineer each week from the start to the completion of their respective work, except that full social security numbers and home addresses shall not be included on weekly transmittals. Instead the payrolls shall include an identification number for each employee (e.g., the last four digits of the employee's social security number). In addition, starting and ending times of work each day may be omitted from the payroll records submitted to the Engineer. The submittals shall be on the Department's form SBE 48, or an approved facsimile. When there has been no activity during a work week, a payroll record shall still be submitted with the appropriate box ("No Work", "Suspended", or "Complete") checked on the form.

Each submittal shall be accompanied by a statement signed by the Contractor or subcontractor, or an officer, employee, or officer thereof, which avers that: (i) he or she has examined the records and such records are true and accurate; (ii) the hourly rate paid to each worker is not less than the general prevailing rate of hourly wages required by the Act; and (iii) the Contractor or subcontractor is aware that filing a payroll record that he/she knows to be false is a Class A misdemeanor.

4. Employee Interviews. The Contractor and each subcontractor shall permit his/her employees to be interviewed on the job, during working hours, by compliance investigators of the Department or the Department of Labor."

#### **PORTLAND CEMENT CONCRETE EQUIPMENT (BDE)**

Effective: November 1, 2013

Add the following to the first paragraph of Article 1103.03(a)(5) of the Standard Specifications to read:

"As an alternative to a locking key, the start and finish time for mixing may be automatically printed on the batch ticket. The start and finish time shall be reported to the nearest second."

## **PROGRESS PAYMENTS (BDE)**

Effective: November 2, 2013

Revise Article 109.07(a) of the Standard Specifications to read:

- “(a) Progress Payments. At least once each month, the Engineer will make a written estimate of the quantity of work performed in accordance with the contract, and the value thereof at the contract unit prices. The amount of the estimate approved as due for payment will be vouchered by the Department and presented to the State Comptroller for payment. No amount less than \$1000.00 will be approved for payment other than the final payment.

Progress payments may be reduced by liens filed pursuant to Section 23(c) of the Mechanics’ Lien Act, 770 ILCS 60/23(c).

If a Contractor or subcontractor has defaulted on a loan issued under the Department’s Disadvantaged Business Revolving Loan Program (20 ILCS 2705/2705-610), progress payments may be reduced pursuant to the terms of that loan agreement. In such cases, the amount of the estimate related to the work performed by the Contractor or subcontractor, in default of the loan agreement, will be offset, in whole or in part, and vouchered by the Department to the Working Capital Revolving Fund or designated escrow account. Payment for the work shall be considered as issued and received by the Contractor or subcontractor on the date of the offset voucher. Further, the amount of the offset voucher shall be a credit against the Department’s obligation to pay the Contractor, the Contractor’s obligation to pay the subcontractor, and the Contractor’s or subcontractor’s total loan indebtedness to the Department. The offset shall continue until such time as the entire loan indebtedness is satisfied. The Department will notify the Contractor and Fund Control Agent in a timely manner of such offset. The Contractor or subcontractor shall not be entitled to additional payment in consideration of the offset.

The failure to perform any requirement, obligation, or term of the contract by the Contractor shall be reason for withholding any progress payments until the Department determines that compliance has been achieved.”

## QUALITY CONTROL/QUALITY ASSURANCE OF CONCRETE MIXTURES (BDE)

Effective: January 1, 2012

Revised: January 1, 2014

Revise Note 7/ of Schedule B of Recurring Special Provision Check Sheet #31 of the Standard Specifications to read:

- 7/ The test of record for strength shall be the day indicated in Article 1020.04. For cement aggregate mixture II, a strength requirement is not specified and testing is not required. Additional strength testing to determine early falsework and form removal, early pavement or bridge opening to traffic, or to monitor strengths is at the discretion of the Contractor. Strength shall be defined as the average of two 6 x 12 in. (150 x 300 mm) cylinder breaks, three 4 x 8 in. (100 x 200 mm) cylinder breaks, or two beam breaks for field tests. Per Illinois Modified AASHTO T 23, cylinders shall be 6 x 12 in. (150 x 300 mm) when the nominal maximum size of the coarse aggregate exceeds 1 in. (25 mm).

## RECLAIMED ASPHALT PAVEMENT AND RECLAIMED ASPHALT SHINGLES (BDE)

Effective: November 1, 2012

Revise: November 1, 2013

Revise Section 1031 of the Standard Specifications to read:

### **SECTION 1031. RECLAIMED ASPHALT PAVEMENT AND RECLAIMED ASPHALT SHINGLES**

**1031.01 Description.** Reclaimed asphalt pavement and reclaimed asphalt shingles shall be according to the following.

- (a) Reclaimed Asphalt Pavement (RAP). RAP is the material produced by cold milling or crushing an existing hot-mix asphalt (HMA) pavement. The Contractor shall supply written documentation that the RAP originated from routes or airfields under federal, state, or local agency jurisdiction.
- (b) Reclaimed Asphalt Shingles (RAS). Reclaimed asphalt shingles (RAS). RAS is from the processing and grinding of preconsumer or post-consumer shingles. RAS shall be a clean and uniform material with a maximum of 0.5 percent unacceptable material, as defined in Bureau of Materials and Physical Research Policy Memorandum "Reclaimed Asphalt Shingle (RAS) Sources", by weight of RAS. All RAS used shall come from a Bureau of Materials and Physical Research approved processing facility where it shall be ground and processed to 100 percent passing the 3/8 in. (9.5 mm) sieve and 93 percent passing the #4 (4.75 mm) sieve based on a dry shake gradation. RAS shall be uniform in gradation and asphalt binder content and shall meet the testing requirements specified herein. In addition, RAS shall meet the following Type 1 or Type 2 requirements.

- (1) Type 1. Type 1 RAS shall be processed, preconsumer asphalt shingles salvaged from the manufacture of residential asphalt roofing shingles.
- (2) Type 2. Type 2 RAS shall be processed post-consumer shingles only, salvaged from residential, or four unit or less dwellings not subject to the National Emission Standards for Hazardous Air Pollutants (NESHAP).

**1031.02 Stockpiles.** RAP and RAS stockpiles shall be according to the following.

- (a) RAP Stockpiles. The Contractor shall construct individual, sealed RAP stockpiles meeting one of the following definitions. No additional RAP shall be added to the pile after the pile has been sealed. Stockpiles shall be sufficiently separated to prevent intermingling at the base. Stockpiles shall be identified by signs indicating the type as listed below (i.e. "Homogeneous Surface").

Prior to milling, the Contractor shall request the District provide documentation on the quality of the RAP to clarify the appropriate stockpile.

- (1) Fractionated RAP (FRAP). FRAP shall consist of RAP from Class I, HMA (High and Low ESAL) mixtures. The coarse aggregate in FRAP shall be crushed aggregate and may represent more than one aggregate type and/or quality but shall be at least C quality. All FRAP shall be fractionated prior to testing by screening into a minimum of two size fractions with the separation occurring on or between the #4 (4.75 mm) and 1/2 in. (12.5 mm) sieves. Agglomerations shall be minimized such that 100 percent of the RAP shall pass the sieve size specified below for the mix into which the FRAP will be incorporated.

Mixture FRAP will be used in:	Sieve Size that 100% of FRAP Shall Pass
IL-25.0	2 in. (50 mm)
IL-19.0	1 1/2 in. (40 mm)
IL-12.5	1 in. (25 mm)
IL-9.5	3/4 in. (20 mm)
IL-4.75	1/2 in. (13 mm)

- (2) Homogeneous. Homogeneous RAP stockpiles shall consist of RAP from Class I, HMA (High and Low ESAL) mixtures and represent: 1) the same aggregate quality, but shall be at least C quality; 2) the same type of crushed aggregate (either crushed natural aggregate, ACBF slag, or steel slag); 3) similar gradation; and 4) similar asphalt binder content. If approved by the Engineer, combined single pass surface/binder millings may be considered "homogenous" with a quality rating dictated by the lowest coarse aggregate quality present in the mixture.

- (3) Conglomerate. Conglomerate RAP stockpiles shall consist of RAP from Class I, HMA (High and Low ESAL) mixtures. The coarse aggregate in this RAP shall be crushed aggregate and may represent more than one aggregate type and/or quality but shall be at least C quality. This RAP may have an inconsistent gradation and/or asphalt binder content prior to processing. All conglomerate RAP shall be processed prior to testing by crushing to where all RAP shall pass the 5/8 in. (16 mm) or smaller screen. Conglomerate RAP stockpiles shall not contain steel slag.
- (4) Conglomerate "D" Quality (DQ). Conglomerate DQ RAP stockpiles shall consist of RAP from Class I, HMA (High or Low ESAL), or "All Other" (as defined by Article 1030.04(a)(3)) mixtures. The coarse aggregate in this RAP may be crushed or round but shall be at least D quality. This RAP may have an inconsistent gradation and/or asphalt binder content. Conglomerate DQ RAP stockpiles shall not contain steel slag.
- (5) Non-Quality. RAP stockpiles that do not meet the requirements of the stockpile categories listed above shall be classified as "Non-Quality".

RAP/FRAP containing contaminants, such as earth, brick, sand, concrete, sheet asphalt, bituminous surface treatment (i.e. chip seal), pavement fabric, joint sealants, etc., will be unacceptable unless the contaminants are removed to the satisfaction of the Engineer. Sheet asphalt shall be stockpiled separately.

- (b) RAS Stockpiles. Type 1 and Type 2 RAS shall be stockpiled separately and shall not be intermingled. Each stockpile shall be signed indicating what type of RAS is present.

Unless otherwise specified by the Engineer, mechanically blending manufactured sand (FM 20 or FM 22) up to an equal weight of RAS with the processed RAS will be permitted to improve workability. The sand shall be "B Quality" or better from an approved Aggregate Gradation Control System source. The sand shall be accounted for in the mix design and during HMA production.

Records identifying the shingle processing facility supplying the RAS, RAS type and lot number shall be maintained by project contract number and kept for a minimum of three years.

**1031.03 Testing.** RAP/FRAP and RAS testing shall be according to the following.

- (a) RAP/FRAP Testing. When used in HMA, the RAP/FRAP shall be sampled and tested either during or after stockpiling.
  - (1) During Stockpiling. For testing during stockpiling, washed extraction samples shall be run at the minimum frequency of one sample per 500 tons (450 metric tons) for the first 2000 tons (1800 metric tons) and one sample per 2000 tons (1800 metric tons) thereafter. A minimum of five tests shall be required for stockpiles less than 4000 tons (3600 metric tons).

- (2) After Stockpiling. For testing after stockpiling, the Contractor shall submit a plan for approval to the District proposing a satisfactory method of sampling and testing the RAP/FRAP pile either in-situ or by restockpiling. The sampling plan shall meet the minimum frequency required above and detail the procedure used to obtain representative samples throughout the pile for testing.

Each sample shall be split to obtain two equal samples of test sample size. One of the two test samples from the final split shall be labeled and stored for Department use. The Contractor shall extract the other test sample according to Department procedure. The Engineer reserves the right to test any sample (split or Department-taken) to verify Contractor test results.

- (b) RAS Testing. RAS or RAS blended with manufactured sand shall be sampled and tested during stockpiling according to Illinois Department of Transportation Policy Memorandum, "Reclaimed Asphalt Shingle (RAS) Source".

Samples shall be collected during stockpiling at the minimum frequency of one sample per 200 tons (180 metric tons) for the first 1000 tons (900 metric tons) and one sample per 250 tons (225 metric tons) thereafter. A minimum of five samples are required for stockpiles less than 1000 tons (900 metric tons). Once a  $\leq 1000$  ton (900 metric ton), five-sample/test stockpile has been established it shall be sealed. Additional incoming RAS or RAS blended with manufactured sand shall be stockpiled in a separate working pile as designated in the Quality Control plan and only added to the sealed stockpile when the test results of the working pile are complete and are found to meet the tolerances specified herein for the original sealed RAS stockpile.

Before testing, each sample shall be split to obtain two test samples. One of the two test samples from the final split shall be labeled and stored for Department use. The Contractor shall perform a washed extraction and test for unacceptable materials on the other test sample according to Department procedures. The Engineer reserves the right to test any sample (split or Department-taken) to verify Contractor test results.

If the sampling and testing was performed at the shingle processing facility in accordance with the QC Plan, the Contractor shall obtain and make available all of the test results from start of the initial stockpile.

**1031.04 Evaluation of Tests.** Evaluation of tests results shall be according to the following.

- (a) Evaluation of RAP/FRAP Test Results. All of the extraction results shall be compiled and averaged for asphalt binder content and gradation and, when applicable  $G_{mm}$ . Individual extraction test results, when compared to the averages, will be accepted if within the tolerances listed below.

Parameter	FRAP/Homogeneous /Conglomerate	Conglomerate "D" Quality
1 in. (25 mm)		± 5 %
1/2 in. (12.5 mm)	± 8 %	± 15 %
No. 4 (4.75 mm)	± 6 %	± 13 %
No. 8 (2.36 mm)	± 5 %	
No. 16 (1.18 mm)		± 15 %
No. 30 (600 μm)	± 5 %	
No. 200 (75 μm)	± 2.0 %	± 4.0 %
Asphalt Binder	± 0.4 % <sup>1/</sup>	± 0.5 %
$G_{mm}$	± 0.03	

1/ The tolerance for FRAP shall be ± 0.3 %.

If more than 20 percent of the individual sieves and/or asphalt binder content tests are out of the above tolerances, the RAP/FRAP shall not be used in HMA unless the RAP/FRAP representing the failing tests is removed from the stockpile. All test data and acceptance ranges shall be sent to the District for evaluation.

With the approval of the Engineer, the ignition oven may be substituted for extractions according to the Illinois Test Procedure, "Calibration of the Ignition Oven for the Purpose of Characterizing Reclaimed Asphalt Pavement (RAP)".

- (b) Evaluation of RAS and RAS Blended with Manufactured Sand Test Results. All of the test results, with the exception of percent unacceptable materials, shall be compiled and averaged for asphalt binder content and gradation. Individual test results, when compared to the averages, will be accepted if within the tolerances listed below.

Parameter	RAS
No. 8 (2.36 mm)	± 5 %
No. 16 (1.18 mm)	± 5 %
No. 30 (600 μm)	± 4 %
No. 200 (75 μm)	± 2.0 %
Asphalt Binder Content	± 1.5 %

If more than 20 percent of the individual sieves and/or asphalt binder content tests are out of the above tolerances, or if the percent unacceptable material exceeds 0.5 percent by weight of material retained on the # 4 (4.75 mm) sieve, the RAS or RAS blend shall not be used in Department projects. All test data and acceptance ranges shall be sent to the District for evaluation.



**1031.05 Quality Designation of Aggregate in RAP/FRAP.**

- (a) RAP. The aggregate quality of the RAP for homogenous, conglomerate, and conglomerate "D" quality stockpiles shall be set by the lowest quality of coarse aggregate in the RAP stockpile and are designated as follows.
- (1) RAP from Class I, Superpave/HMA (High ESAL), or (Low ESAL) IL-9.5L surface mixtures are designated as containing Class B quality coarse aggregate.
  - (2) RAP from Superpave/HMA (Low ESAL) IL-19.0L binder mixture is designated as Class D quality coarse aggregate.
  - (3) RAP from Class I, Superpave/HMA (High ESAL) binder mixtures, bituminous base course mixtures, and bituminous base course widening mixtures are designated as containing Class C quality coarse aggregate.
  - (4) RAP from bituminous stabilized subbase and BAM shoulders are designated as containing Class D quality coarse aggregate.
- (b) FRAP. If the Engineer has documentation of the quality of the FRAP aggregate, the Contractor shall use the assigned quality provided by the Engineer.

If the quality is not known, the quality shall be determined as follows. Coarse and fine FRAP stockpiles containing plus #4 (4.75 mm) sieve coarse aggregate shall have a maximum tonnage of 5,000 tons (4,500 metric tons). The Contractor shall obtain a representative sample witnessed by the Engineer. The sample shall be a minimum of 50 lb (25 kg). The sample shall be extracted according to Illinois Modified AASHTO T 164 by a consultant prequalified by the Department for the specified testing. The consultant shall submit the test results along with the recovered aggregate to the District Office. The cost for this testing shall be paid by the Contractor. The District will forward the sample to the BMPR Aggregate Lab for MicroDeval Testing, according to Illinois Modified AASHTO T 327. A maximum loss of 15.0 percent will be applied for all HMA applications.

**1031.06 Use of RAP/FRAP and/or RAS in HMA.** The use of RAP/FRAP and/or RAS shall be a Contractor's option when constructing HMA in all contracts.

- (a) RAP/FRAP. The use of RAP/FRAP in HMA shall be as follows.
- (1) Coarse Aggregate Size. The coarse aggregate in all RAP shall be equal to or less than the nominal maximum size requirement for the HMA mixture to be produced.
  - (2) Steel Slag Stockpiles. Homogeneous RAP stockpiles containing steel slag will be approved for use in all HMA (High ESAL and Low ESAL) Surface and Binder Mixture applications.

- (3) Use in HMA Surface Mixtures (High and Low ESAL). RAP/FRAP stockpiles for use in HMA surface mixtures (High and Low ESAL) shall be FRAP or homogeneous in which the coarse aggregate is Class B quality or better. RAP/FRAP from Conglomerate stockpiles shall be considered equivalent to limestone for frictional considerations. Known frictional contributions from plus #4 (4.75 mm) homogeneous RAP and FRAP stockpiles will be accounted for in meeting frictional requirements in the specified mixture.
  - (4) Use in HMA Binder Mixtures (High and Low ESAL), HMA Base Course, and HMA Base Course Widening. RAP/FRAP stockpiles for use in HMA binder mixtures (High and Low ESAL), HMA base course, and HMA base course widening shall be FRAP, homogeneous, or conglomerate, in which the coarse aggregate is Class C quality or better.
  - (5) Use in Shoulders and Subbase. RAP/FRAP stockpiles for use in HMA shoulders and stabilized subbase (HMA) shall be FRAP, homogeneous, conglomerate, or conglomerate DQ.
  - (6) When the Contractor chooses the RAP option, the percentage of RAP shall not exceed the amounts indicated in Article 1031.06(c)(1) below for a given N Design.
- (b) RAS. RAS meeting Type 1 or Type 2 requirements will be permitted in all HMA applications as specified herein.
- (c) RAP/FRAP and/or RAS Usage Limits. Type 1 or Type 2 RAS may be used alone or in conjunction with RAP or FRAP in HMA mixtures up to a maximum of 5.0% by weight of the total mix.
- (1) RAP/RAS. When RAP is used alone or RAP is used in conjunction with RAS, the percentage of virgin asphalt binder replacement shall not exceed the amounts listed in the Max RAP/RAS ABR table listed below for the given Ndesign.

**RAP/RAS Maximum Asphalt Binder Replacement (ABR) Percentage**

HMA Mixtures <sup>1/, 2/</sup>	RAP/RAS Maximum ABR %		
Ndesign	Binder/Leveling Binder	Surface	Polymer Modified
30	30	30	10
50	25	15	10
70	15	10	10
90	10	10	10
105	10	10	10

1/ For HMA "All Other" (shoulder and stabilized subbase) N-30, the RAP/RAS ABR shall not exceed 50 percent of the mixture.

- 2/ When RAP/RAS ABR exceeds 20 percent, the high and low virgin asphalt binder grades shall each be reduced by one grade (i.e. 25 percent ABR would require a virgin asphalt binder grade of PG64-22 to be reduced to a PG58-28). If warm mix asphalt (WMA) technology is utilized, and production temperatures do not exceed 275 °F (135 °C) the high and low virgin asphalt binder grades shall each be reduced by one grade when RAP/RAS ABR exceeds 25 percent (i.e. 26 percent RAP/RAS ABR would require a virgin asphalt binder grade of PG64-22 to be reduced to a PG58-28).
- (2) FRAP/RAS. When FRAP is used alone or FRAP is used in conjunction with RAS, the percentage of virgin asphalt binder replacement shall not exceed the amounts listed in the FRAP/RAS table listed below for the given N design.

**FRAP/RAS Maximum Asphalt Binder Replacement (ABR) Percentage**

HMA Mixtures <i>1/, 2/</i>	FRAP/RAS Maximum ABR %		
Ndesign	Binder/Leveling Binder	Surface	Polymer Modified <sup>3/, 4/</sup>
30	40	40	10
50	40	30	10
70	30	20	10
90	30	20	10
105	30	15	10

- 1/ For HMA “All Other” (shoulder and stabilized subbase) N30, the FRAP/RAS ABR shall not exceed 50 percent of the mixture.
- 2/ When FRAP/RAS ABR exceeds 20 percent for all mixes the high and low virgin asphalt binder grades shall each be reduced by one grade (i.e. 25 percent ABR would require a virgin asphalt binder grade of PG64-22 to be reduced to a PG58-28). If warm mix asphalt (WMA) technology is utilized, and production temperatures do not exceed 275 °F (135 °C) the high and low virgin asphalt binder grades shall each be reduced by one grade when FRAP/RAS ABR exceeds 25 percent (i.e. 26 percent ABR would require a virgin asphalt binder grade of PG64-22 to be reduced to a PG58-28).
- 3/ For SMA the FRAP/RAS ABR shall not exceed 20 percent.
- 4/ For IL-4.75 mix the FRAP/RAS ABR shall not exceed 30 percent.

**1031.07 HMA Mix Designs.** At the Contractor's option, HMA mixtures may be constructed utilizing RAP/FRAP and/or RAS material meeting the detailed requirements specified herein.

- (a) RAP/FRAP and/or RAS. RAP/FRAP and/or RAS mix designs shall be submitted for verification. If additional RAP/FRAP stockpiles are tested and found that no more than 20 percent of the results, as defined under "Testing" herein, are outside of the control tolerances set for the original RAP/FRAP stockpile and HMA mix design, and meets all of the requirements herein, the additional RAP/FRAP stockpiles may be used in the original mix design at the percent previously verified.
- (b) RAS. Type 1 and Type 2 RAS are not interchangeable in a mix design. A RAS stone bulk specific gravity (Gsb) of 2.500 shall be used for mix design purposes.

**1031.08 HMA Production.** HMA production utilizing RAP/FRAP and/or RAS shall be as follows.

- (a) RAP/FRAP. The coarse aggregate in all RAP/FRAP used shall be equal to or less than the nominal maximum size requirement for the HMA mixture being produced.

To remove or reduce agglomerated material, a scalping screen, gator, crushing unit, or comparable sizing device approved by the Engineer shall be used in the RAP feed system to remove or reduce oversized material. If material passing the sizing device adversely affects the mix production or quality of the mix, the sizing device shall be set at a size specified by the Engineer.

If the RAP/FRAP control tolerances or QC/QA test results require corrective action, the Contractor shall cease production of the mixture containing RAP/FRAP and either switch to the virgin aggregate design or submit a new RAP/FRAP design.

- (b) RAS. RAS shall be incorporated into the HMA mixture either by a separate weight depletion system or by using the RAP weigh belt. Either feed system shall be interlocked with the aggregate feed or weigh system to maintain correct proportions for all rates of production and batch sizes. The portion of RAS shall be controlled accurately to within  $\pm 0.5$  percent of the amount of RAS utilized. When using the weight depletion system, flow indicators or sensing devices shall be provided and interlocked with the plant controls such that the mixture production is halted when RAS flow is interrupted.

When producing HMA containing RAS, a positive dust control system shall be utilized.

- (c) RAP/FRAP and/or RAS. HMA plants utilizing RAP/FRAP and/or RAS shall be capable of automatically recording and printing the following information.

(1) Dryer Drum Plants.

- a. Date, month, year, and time to the nearest minute for each print.
- b. HMA mix number assigned by the Department.

- c. Accumulated weight of dry aggregate (combined or individual) in tons (metric tons) to the nearest 0.1 ton (0.1 metric ton).
  - d. Accumulated dry weight of RAP/FRAP/RAS in tons (metric tons) to the nearest 0.1 ton (0.1 metric ton).
  - e. Accumulated mineral filler in revolutions, tons (metric tons), etc. to the nearest 0.1 unit.
  - f. Accumulated asphalt binder in gallons (liters), tons (metric tons), etc. to the nearest 0.1 unit.
  - g. Residual asphalt binder in the RAP/FRAP material as a percent of the total mix to the nearest 0.1 percent.
  - h. Aggregate and RAP/FRAP moisture compensators in percent as set on the control panel. (Required when accumulated or individual aggregate and RAP/FRAP are printed in wet condition.)
- (2) Batch Plants.
- a. Date, month, year, and time to the nearest minute for each print.
  - b. HMA mix number assigned by the Department.
  - c. Individual virgin aggregate hot bin batch weights to the nearest pound (kilogram).
  - d. Mineral filler weight to the nearest pound (kilogram).
  - f. RAP/FRAP/RAS weight to the nearest pound (kilogram).
  - g. Virgin asphalt binder weight to the nearest pound (kilogram).
  - h. Residual asphalt binder in the RAP/FRAP/RAS material as a percent of the total mix to the nearest 0.1 percent.

The printouts shall be maintained in a file at the plant for a minimum of one year or as directed by the Engineer and shall be made available upon request. The printing system will be inspected by the Engineer prior to production and verified at the beginning of each construction season thereafter.

**1031.09 RAP in Aggregate Surface Course and Aggregate Shoulders.** The use of RAP in aggregate surface course (temporary access entrances only) and aggregate wedge shoulders Type B shall be as follows.

- (a) Stockpiles and Testing. RAP stockpiles may be any of those listed in Article 1031.02, except “Non-Quality” and “FRAP”. The testing requirements of Article 1031.03 shall not apply. RAP used to construct aggregate surface course and aggregate shoulders shall be according to the current Bureau of Materials and Physical Research’s Policy Memorandum, “Reclaimed Asphalt Pavement (RAP) for Aggregate Applications”.
- (b) Gradation. One hundred percent of the RAP material shall pass the 1 1/2 in. (37.5 mm) sieve. The RAP material shall be reasonably well graded from coarse to fine. RAP material that is gap-graded or single sized will not be accepted.”

## **REINFORCEMENT BARS (BDE)**

Effective: November 1, 2013

Revise the first and second paragraphs of Article 508.05 of the Standard Specifications to read:

**“508.05 Placing and Securing.** All reinforcement bars shall be placed and tied securely at the locations and in the configuration shown on the plans prior to the placement of concrete. Manual welding of reinforcement may only be permitted on precast concrete products as indicated in the current Bureau of Materials and Physical Research Policy Memorandum “Quality Control / Quality Assurance Program for Precast Concrete Products”, and for precast prestressed concrete products as indicated in the Department’s current “Manual for Fabrication of Precast Prestressed Concrete Products”. Reinforcement bars shall not be placed by sticking or floating into place or immediately after placement of the concrete.

Bars shall be tied at all intersections, except where the center to center dimension is less than 1 ft (300 mm) in each direction, in which case alternate intersections shall be tied. Molded plastic clips may be used in lieu of wire to secure bar intersections, but shall not be permitted in horizontal bar mats subject to construction foot traffic or to secure longitudinal bar laps. Plastic clips shall adequately secure the reinforcement bars, and shall permit the concrete to flow through and fully encase the reinforcement. Plastic clips may be recycled plastic, and shall meet the approval of the Engineer. The number of ties as specified shall be doubled for lap splices at the stage construction line of concrete bridge decks when traffic is allowed on the first completed stage during the pouring of the second stage.”

Revise the fifth paragraph of Article 508.05 of the Standard Specifications to read:

“Supports for reinforcement in bridge decks shall be metal. For all other concrete construction the supports shall be metal or plastic. Metal bar supports shall be made of cold-drawn wire, or other approved material and shall be either epoxy coated, galvanized or plastic tipped. When the reinforcement bars are epoxy coated, the metal supports shall be epoxy coated. Plastic supports may be recycled plastic. Supports shall be provided in sufficient number and spaced to provide the required clearances. Supports shall adequately support the reinforcement bars, and shall permit the concrete to flow through and fully encase the reinforcement. The legs of supports shall be spaced to allow an opening that is a minimum 1.33 times the nominal maximum aggregate size used in the concrete. Nominal maximum aggregate size is defined as the largest sieve which retains any of the aggregate sample particles. All supports shall meet the approval of the Engineer.”

Revise the first sentence of the eighth paragraph of Article 508.05 of the Standard Specifications to read:

“Epoxy coated reinforcement bars shall be tied with plastic coated wire, epoxy coated wire, or molded plastic clips where allowed.”

Add the following sentence to the end of the first paragraph of Article 508.06(c) of the Standard Specifications:

“In addition, the total slip of the bars within the splice sleeve of the connector after loading in tension to 30 ksi (207 MPa) and relaxing to 3 ksi (20.7 MPa) shall not exceed 0.01 in. (254 microns).”

Revise Article 1042.03(d) of the Standard Specifications to read:

“(d) Reinforcement and Accessories: The concrete cover over all reinforcement shall be within  $\pm 1/4$  in. ( $\pm 6$  mm) of the specified cover.

Welded wire fabric shall be accurately bent and tied in place.

Miscellaneous accessories to be cast into the concrete or for forming holes and recesses shall be carefully located and rigidly held in place by bolts, clamps, or other effective means. If paper tubes are used for vertical dowel holes, or other vertical holes which require grouting, they shall be removed before transportation to the construction site.”

## REMOVAL AND DISPOSAL OF REGULATED SUBSTANCES (BDE)

Effective: January 1, 2012

Revised: November 2, 2012

Revise Article 669.01 of the Standard Specifications to read:

**“669.01 Description.** This work shall consist of the transportation and proper disposal of contaminated soil and water. This work shall also consist of the removal, transportation, and proper disposal of underground storage tanks (UST), their content and associated underground piping to the point where the piping is above the ground, including determining the content types and estimated quantities.”

Revise Article 669.08 of the Standard Specifications to read:

**“669.08 Contaminated Soil and/or Groundwater Monitoring.** The Contractor shall hire a qualified environmental firm to monitor the area containing the regulated substances. The affected area shall be monitored with a photoionization detector (PID) utilizing a lamp of 10.6eV or greater or a flame ionization detector (FID). Any field screen reading on the PID or FID in excess of background levels indicates the potential presence of contaminated material requiring handling as a non-special waste, special waste, or hazardous waste. No excavated soils can be taken to a clean construction and demolition debris (CCDD) facility or an uncontaminated soil fill operation with detectable PID or FID meter readings that are above background. The PID or FID meter shall be calibrated on-site and background level readings taken and recorded daily. All testing shall be done by a qualified engineer/technician. Such testing and monitoring shall be included in the work. The Contractor shall identify the exact limits of removal of non-special waste, special waste, or hazardous waste. All limits shall be approved by the Engineer prior to excavation. The Contractor shall take all necessary precautions.

Based upon the land use history of the subject property and/or PID or FID readings indicating contamination, a soil or groundwater sample shall be taken from the same location and submitted to an approved laboratory. Soil or groundwater samples shall be analyzed for the contaminants of concern, including pH, based on the property's land use history or the parameters listed in the maximum allowable concentration (MAC) for chemical constituents in uncontaminated soil established pursuant to Subpart F of 35 Illinois Administrative Code 1100.605. The analytical results shall serve to document the level of soil contamination. Soil and groundwater samples may be required at the discretion of the Engineer to verify the level of soil and groundwater contamination.

Samples shall be grab samples (not combined with other locations). The samples shall be taken with decontaminated or disposable instruments. The samples shall be placed in sealed containers and transported in an insulated container to the laboratory. The container shall maintain a temperature of 39 °F (4 °C). All samples shall be clearly labeled. The labels shall indicate the sample number, date sampled, location and elevation, and any other observations.



The laboratory shall use analytical methods which are able to meet the lowest appropriate practical quantitation limits (PQL) or estimated quantitation limit (EQL) specified in "Test Methods for Evaluating Solid Wastes, Physical/Chemical Methods", EPA Publication No. SW-846 and "Methods for the Determination of Organic Compounds in Drinking Water", EPA, EMSL, EPA-600/4-88/039. For parameters where the specified cleanup objective is below the acceptable detection limit (ADL), the ADL shall serve as the cleanup objective. For other parameters the ADL shall be equal to or below the specified cleanup objective."

Replace the first two paragraphs of Article 669.09 of the Standard Specifications with the following:

**"669.09 Contaminated Soil and/or Groundwater Management and Disposal.** The management and disposal of contaminated soil and/or groundwater shall be according to the following:

- (a) Soil Analytical Results Exceed Most Stringent MAC. When the soil analytical results indicate that detected levels exceed the most stringent maximum allowable concentration (MAC) for chemical constituents in uncontaminated soil established pursuant to Subpart F of 35 Illinois Administrative Code 1100.605, the soil shall be managed as follows:
  - (1) When analytical results indicate inorganic chemical constituents exceed the most stringent MAC but they are still considered within area background levels by the Engineer, the excavated soil can be utilized within the construction limits as fill, when suitable. Such soil excavated for storm sewers can be placed back into the excavated trench as backfill, when suitable, unless trench backfill is specified. If the soils cannot be utilized within the construction limits, they shall be managed and disposed of off-site as a non-special waste, special waste, or hazardous waste as applicable.
  - (2) When analytical results indicate chemical constituents exceed the most stringent MAC but do not exceed the MAC for a Metropolitan Statistical Area (MSA) County, the excavated soil can be utilized within the construction limits as fill, when suitable, or managed and disposed of off-site as "uncontaminated soil" at a CCDD facility or an uncontaminated soil fill operation within an MSA County provided the pH of the soil is within the range of 6.25 - 9.0, inclusive.
  - (3) When analytical results indicate chemical constituents exceed the most stringent MAC but do not exceed the MAC for an MSA County excluding Chicago, or the MAC within the Chicago corporate limits, the excavated soil can be utilized within the construction limits as fill, when suitable, or managed and disposed of off-site as "uncontaminated soil" at a CCDD facility or an uncontaminated soil fill operation within an MSA County excluding Chicago or within the Chicago corporate limits provided the pH of the soil is within the range of 6.25 - 9.0, inclusive.

- (4) When analytical results indicate chemical constituents exceed the most stringent MAC but do not exceed the MAC for an MSA County excluding Chicago, the excavated soil can be utilized within the construction limits as fill, when suitable, or managed and disposed of off-site as “uncontaminated soil” at a CCDD facility or an uncontaminated soil fill operation within an MSA County excluding Chicago provided the pH of the soil is within the range of 6.25 - 9.0, inclusive.
- (5) When the Engineer determines soil cannot be managed according to Articles 669.09(a)(1) through (a)(4) above, the soil shall be managed and disposed of off-site as a non-special waste, special waste, or hazardous waste as applicable.
- (b) Soil Analytical Results Do Not Exceed Most Stringent MAC. When the soil analytical results indicate that detected levels do not exceed the most stringent MAC but the pH of the soil is less than 6.25 or greater than 9.0, the excavated soil can be utilized within the construction limits or managed and disposed of off-site as “uncontaminated soil” according to Article 202.03. However the excavated soil cannot be taken to a CCDD facility or an uncontaminated soil fill operation.
- (c) Groundwater. When groundwater analytical results indicate the detected levels are above Appendix B, Table E of 35 Illinois Administrative Code 742, the most stringent Tier 1 Groundwater Remediation Objectives for Groundwater Component of the Groundwater Ingestion Route for Class 1 groundwater, the groundwater shall be managed off-site as a special waste.

All groundwater encountered within lateral trenches may be managed within the trench and allowed to infiltrate back into the ground. If the groundwater cannot be managed within the trench it must be removed as a special or hazardous waste. The Contractor is prohibited from managing groundwater within the trench by discharging it through any existing or new storm sewer. The Contractor shall install backfill plugs within the area of groundwater contamination.

One backfill plug shall be placed down gradient to the area of groundwater contamination. Backfill plugs shall be installed at intervals not to exceed 50 ft (15 m). Backfill plugs are to be 4 ft (1.2 m) long, measured parallel to the trench, full trench width and depth. Backfill plugs shall not have any fine aggregate bedding or backfill, but shall be entirely cohesive soil or any class of concrete. The Contractor shall provide test data that the material has a permeability of less than  $10^{-7}$  cm/sec according to ASTM D 5084, Method A or per another test method approved by the Engineer.”

Revise Article 669.14 of the Standard Specifications to read:

**“669.14 Final Environmental Construction Report.** At the end of the project, the Contractor will prepare and submit three copies of the Environmental Construction Report on the activities conducted during the life of the project, one copy shall be submitted to the Resident Engineer, one copy shall be submitted to the District's Environmental Studies Unit, and one copy shall be submitted with an electronic copy in Adode.pdf format to the Geologic and Waste Assessment Unit, Bureau of Design and Environment, IDOT, 2300 South Dirksen Parkway, Springfield, Illinois 62764. The technical report shall include all pertinent information regarding the project including, but not limited to:

- (a) Measures taken to identify, monitor, handle, and dispose of soil or groundwater containing regulated substances, to prevent further migration of regulated substances, and to protect workers,
- (b) Cost of identifying, monitoring, handling, and disposing of soil or groundwater containing regulated substances, the cost of preventing further migration of regulated substances, and the cost for worker protection from the regulated substances. All cost should be in the format of the contract pay items listed in the contract plans (identified by the preliminary environmental site investigation (PESA) site number),
- (c) Plan sheets showing the areas containing the regulated substances,
- (d) Field sampling and testing results used to identify the nature and extent of the regulated substances,
- (e) Waste manifests (identified by the preliminary environmental site investigation (PESA) site number) for special or hazardous waste disposal, and
- (f) Landfill tickets (identified by the preliminary environmental site investigation (PESA) site number) for non-special waste disposal.”

Revise the second paragraph of Article 669.16 of the Standard Specifications to read:

“The transportation and disposal of soil and other materials from an excavation determined to be contaminated will be paid for at the contract unit price per cubic yard (cubic meter) for NON-SPECIAL WASTE DISPOSAL, SPECIAL WASTE DISPOSAL, or HAZARDOUS WASTE DISPOSAL.”

## REMOVAL AND DISPOSAL OF SURPLUS MATERIALS (BDE)

Effective: November 2, 2012

Revise the first four paragraphs of Article 202.03 of the Standard Specifications to read:

**“202.03 Removal and Disposal of Surplus, Unstable, Unsuitable, and Organic Materials.** Suitable excavated materials shall not be wasted without permission of the Engineer. The Contractor shall dispose of all surplus, unstable, unsuitable, and organic materials, in such a manner that public or private property will not be damaged or endangered.

Suitable earth, stones and boulders naturally occurring within the right-of-way may be placed in fills or embankments in lifts and compacted according to Section 205. Broken concrete without protruding metal bars, bricks, rock, stone, reclaimed asphalt pavement with no expansive aggregate, or uncontaminated dirt and sand generated from construction or demolition activities may be used in embankment or in fill. If used in fills or embankments, these materials shall be placed and compacted to the satisfaction of the Engineer; shall be buried under a minimum of 2 ft (600 mm) of earth cover (except when the materials include only uncontaminated dirt); and shall not create an unsightly appearance or detract from the natural topographic features of an area. Broken concrete without protruding metal bars, bricks, rock, or stone may be used as riprap as approved by the Engineer. If the materials are used for fill in locations within the right-of-way but outside project construction limits, the Contractor must specify to the Engineer, in writing, how the landscape restoration of the fill areas will be accomplished. Placement of fill in such areas shall not commence until the Contractor's landscape restoration plan is approved by the Engineer.

Aside from the materials listed above, all other construction and demolition debris or waste shall be disposed of in a licensed landfill, recycled, reused, or otherwise disposed of as allowed by State or Federal laws and regulations. When the Contractor chooses to dispose of uncontaminated soil at a clean construction and demolition debris (CCDD) facility or at an uncontaminated soil fill operation, it shall be the Contractor's responsibility to have the pH of the material tested to ensure the value is between 6.25 and 9.0, inclusive. A copy of the pH test results shall be provided to the Engineer.

A permit shall be obtained from IEPA and made available to the Engineer prior to open burning of organic materials (i.e., plant refuse resulting from pruning or removal of trees or shrubs) or other construction or demolition debris. Organic materials originating within the right-of-way limits may be chipped or shredded and placed as mulch around landscape plantings within the right-of-way when approved by the Engineer. Chipped or shredded material to be placed as mulch shall not exceed a depth of 6 in. (150 mm).”

**SEEDING (BDE)**

Effective: November 1, 2012

Revise the following seeding mixture shown in Table 1 of Article 250.07 of the Standard Specifications to read.

"TABLE 1 - SEEDING MIXTURES		
Class - Type	Seeds	lb/acre (kg/hectare)
3 Northern Illinois Slope Mixture 7/	Elymus Canadensis (Canada Wild Rye) 5/	5 (5)
	Perennial Ryegrass	20 (20)
	Alsike Clover 2/	5 (5)
	Desmanthus Illinoensis (Illinois Bundleflower) 2/, 5/	2 (2)
	Andropogon Scoparius (Little Bluestem) 5/	12 (12)
	Bouteloua Curtipendula (Side-Oats Grama) 5/	10 (10)
	Fult Salt Grass 1/	30 (35)
	Oats, Spring	50 (55)
	Slender Wheat Grass 5/	15 (15)
	Buffalo Grass (Cody or Bowie) 4/, 5/, 9/	5 (5)"

**TRACKING THE USE OF PESTICIDES (BDE)**

Effective: August 1, 2012

Add the following paragraph after the first paragraph of Article 107.23 of the Standard Specifications:

"Within 48 hours of the application of pesticides, including but not limited to herbicides, insecticides, algacides, and fungicides, the Contractor shall complete and return to the Engineer, Operations form "OPER 2720"."

## **WARM MIX ASPHALT (BDE)**

Effective: January 1, 2012

Revised: November 1, 2013

Description. This work shall consist of designing, producing and constructing Warm Mix Asphalt (WMA) in lieu of Hot Mix Asphalt (HMA) at the Contractor's option. Work shall be according to Sections 406, 407, 408, 1030, and 1102 of the Standard Specifications, except as modified herein. In addition, any references to HMA in the Standard Specifications, or the special provisions shall be construed to include WMA.

WMA is an asphalt mixture which can be produced at temperatures lower than allowed for HMA utilizing approved WMA technologies. WMA technologies are defined as the use of additives or processes which allow a reduction in the temperatures at which HMA mixes are produced and placed. WMA is produced by the use of additives, a water foaming process, or combination of both. Additives include minerals, chemicals or organics incorporated into the asphalt binder stream in a dedicated delivery system. The process of foaming injects water into the asphalt binder stream, just prior to incorporation of the asphalt binder with the aggregate.

Approved WMA technologies may also be used in HMA provided all the requirements specified herein, with the exception of temperature, are met. However, asphalt mixtures produced at temperatures in excess of 275 °F (135 °C) will not be considered WMA when determining the grade reduction of the virgin asphalt binder grade.

### Materials.

Add the following to Article 1030.02 of the Standard Specifications.

“(h) Warm Mix Asphalt (WMA) Technologies (Note 3)”

Add the following note to Article 1030.02 of the Standard Specifications.

“Note 3. Warm mix additives or foaming processes shall be selected from the current Bureau of Materials and Physical Research Approved List, “Warm-Mix Asphalt Technologies”.”

### Equipment.

Revise the first paragraph of Article 1102.01 of the Standard Specifications to read:

**“1102.01 Hot-Mix Asphalt Plant.** The hot-mix asphalt (HMA) plant shall be the batch-type, continuous-type, or dryer drum plant. The plants shall be evaluated for prequalification rating and approval to produce HMA according to the current Bureau of Materials and Physical Research Policy Memorandum, “Approval of Hot-Mix Asphalt Plants and Equipment”. Once approved, the Contractor shall notify the Bureau of Materials and Physical Research to obtain approval of all plant modifications. The plants shall not be used to produce mixtures concurrently for more than one project or for private work unless permission is granted in writing by the Engineer. The plant units shall be so designed, coordinated and operated that they will function properly and produce HMA having uniform temperatures and compositions within the tolerances specified. The plant units shall meet the following requirements.”

Add the following to Article 1102.01(a) of the Standard Specifications.

“(13) Equipment for Warm Mix Technologies.

- a. Foaming. Metering equipment for foamed asphalt shall have an accuracy of  $\pm 2$  percent of the actual water metered. The foaming control system shall be electronically interfaced with the asphalt binder meter.
- b. Additives. Additives shall be introduced into the plant according to the supplier’s recommendations and shall be approved by the Engineer. The system for introducing the WMA additive shall be interlocked with the aggregate feed or weigh system to maintain correct proportions for all rates of production and batch sizes.”

Mix Design Verification.

Add the following to Article 1030.04 of the Standard Specifications.

“(e) Warm Mix Technologies.

- (1) Foaming. WMA mix design verification will not be required when foaming technology is used alone (without WMA additives). However, the foaming technology shall only be used on HMA designs previously approved by the Department.
- (2) Additives. WMA mix designs utilizing additives shall be submitted to the Engineer for mix design verification.

Production.

Revise the second paragraph of Article 1030.06(a) of the Standard Specifications to read:

“At the start of mix production for HMA, WMA, and HMA using WMA technologies, QC/QA mixture start-up will be required for the following situations; at the beginning of production of a new mixture design, at the beginning of each production season, and at every plant utilized to produce mixtures, regardless of the mix.”

Quality Control/Quality Assurance Testing.

Revise the table in Article 1030.05(d)(2)a. of the Standard Specifications to read:

Parameter	Frequency of Tests		Test Method See Manual of Test Procedures for Materials
	High ESAL Mixture Low ESAL Mixture	All Other Mixtures	
Aggregate Gradation  % passing sieves: 1/2 in. (12.5 mm), No. 4 (4.75 mm), No. 8 (2.36 mm), No. 30 (600 μm) No. 200 (75 μm)  Note 1.	1 washed ignition oven test on the mix per half day of production  Note 4.	1 washed ignition oven test on the mix per day of production  Note 4.	Illinois Procedure
Asphalt Binder Content by Ignition Oven  Note 2.	1 per half day of production	1 per day	Illinois-Modified AASHTO T 308
VMA  Note 3.	Day's production ≥ 1200 tons:  1 per half day of production  Day's production < 1200 tons:  1 per half day of production for first 2 days and 1 per day thereafter (first sample of the day)	N/A	Illinois-Modified AASHTO R 35
Air Voids  Bulk Specific Gravity of Gyratory Sample  Note 5.	Day's production ≥ 1200 tons:  1 per half day of production  Day's production < 1200 tons:  1 per half day of production for first 2 days and 1 per day thereafter (first sample of the day)	1 per day	Illinois-Modified AASHTO T 312
Maximum Specific Gravity of Mixture	Day's production ≥ 1200 tons:  1 per half day of production  Day's production < 1200 tons:  1 per half day of production for first 2 days and 1 per day thereafter (first sample of the day)	1 per day	Illinois-Modified AASHTO T 209



Note 1. The No. 8 (2.36 mm) and No. 30 (600  $\mu$ m) sieves are not required for All Other Mixtures.

Note 2. The Engineer may waive the ignition oven requirement for asphalt binder content if the aggregates to be used are known to have ignition asphalt binder content calibration factors which exceed 1.5 percent. If the ignition oven requirement is waived, other Department approved methods shall be used to determine the asphalt binder content.

Note 3. The  $G_{sb}$  used in the voids in the mineral aggregate (VMA) calculation shall be the same average  $G_{sb}$  value listed in the mix design.

Note 4. The Engineer reserves the right to require additional hot bin gradations for batch

Note 5. The WMA compaction temperature for mixture volumetric testing shall be  $270 \pm 5$  °F ( $132 \pm 3$  °C) for quality control testing. The WMA compaction temperature for quality assurance testing will be  $270 \pm 5$  °F ( $132 \pm 3$  °C) if the mixture is not allowed to cool to room temperature. If the mixture is allowed to cool to room temperature it shall be reheated to standard HMA compaction temperatures.”

#### Construction Requirements.

Revise the second paragraph of Article 406.06(b)(1) of the Standard Specifications to read:

“The HMA shall be delivered at a temperature of 250 to 350 °F (120 to 175 °C). WMA shall be delivered at a minimum temperature of 215 °F (102 °C).”

#### Basis of Payment.

This work will be paid at the contract unit price bid for the HMA pay items involved. Anti-strip will not be paid for separately, but shall be considered as included in the cost of the work.

#### **WEEKLY DBE TRUCKING REPORTS (BDE)**

Effective: June 2, 2012

The Contractor shall provide a weekly report of Disadvantaged Business Enterprise (DBE) trucks hired by the Contractor or subcontractors (i.e. not owned by the Contractor or subcontractors) that are used on the jobsite; or used for the delivery and/or removal of equipment/material to and from the jobsite. The jobsite shall also include offsite locations, such as plant sites or storage sites, when those locations are used solely for this contract.

The report shall be submitted on the form provided by the Department within ten business days following the reporting period. The reporting period shall be Monday through Sunday for each week reportable trucking activities occur. The report shall be submitted to the Engineer and a copy shall be provided to the district EEO Officer.

Any costs associated with providing weekly DBE trucking reports shall be considered as included in the contract unit prices bid for the various items of work involved and no additional compensation will be allowed.

### **FUEL COST ADJUSTMENT (BDE) (RETURN FORM WITH BID)**

Effective: April 1, 2009

Revised: July 1, 2009

Description. Fuel cost adjustments will be made to provide additional compensation to the Contractor, or a credit to the Department, for fluctuations in fuel prices when optioned by the Contractor. The bidder shall indicate on the attached form whether or not this special provision will be part of the contract and submit the completed form with his/her bid. Failure to submit the form or failure to indicate contract number, company name and sign and date the form shall make this contract exempt of fuel cost adjustments for all categories of work. Failure to indicate "Yes" for any category of work will make that category of work exempt from fuel cost adjustment.

General. The fuel cost adjustment shall apply to contract pay items as grouped by category. The adjustment shall only apply to those categories of work checked "Yes", and only when the cumulative plan quantities for a category exceed the required threshold. Adjustments to work items in a category, either up or down, and work added by adjusted unit price will be subject to fuel cost adjustment only when the category representing the added work was subject to the fuel cost adjustment. Added work paid for by time and materials will not be subject to fuel cost adjustment. Category descriptions and thresholds for application and the fuel usage factors which are applicable to each are as follows:

(a) Categories of Work.

- (1) Category A: Earthwork. Contract pay items performed under Sections 202, 204, and 206 including any modified standard or nonstandard items where the character of the work to be performed is considered earthwork. The cumulative total of all applicable item plan quantities shall exceed 25,000 cu yd (20,000 cu m). Included in the fuel usage factor is a weighted average 0.10 gal/cu yd (0.50 liters/cu m) factor for trucking.
- (2) Category B: Subbases and Aggregate Base Courses. Contract pay items constructed under Sections 311, 312 and 351 including any modified standard or nonstandard items where the character of the work to be performed is considered construction of a subbase or aggregate, stabilized or modified base course. The cumulative total of all applicable item plan quantities shall exceed 5000 tons (4500 metric tons). Included in the fuel usage factor is a 0.60 gal/ton (2.50 liters/metric ton) factor for trucking.

- (3) Category C: Hot-Mix Asphalt (HMA) Bases, Pavements and Shoulders. Contract pay items constructed under Sections 355, 406, 407 and 482 including any modified standard or nonstandard items where the character of the work to be performed is considered HMA bases, pavements and shoulders. The cumulative total of all applicable item plan quantities shall exceed 5000 tons (4500 metric tons). Included in the fuel usage factor is 0.60 gal/ton (2.50 liters/metric ton) factor for trucking.
- (4) Category D: Portland Cement Concrete (PCC) Bases, Pavements and Shoulders. Contract pay items constructed under Sections 353, 420, 421 and 483 including any modified standard or nonstandard items where the character of the work to be performed is considered PCC base, pavement or shoulder. The cumulative total of all applicable item plan quantities shall exceed 7500 sq yd (6000 sq m). Included in the fuel usage factor is 1.20 gal/cu yd (5.94 liters/cu m) factor for trucking.
- (5) Category E: Structures. Structure items having a cumulative bid price that exceeds \$250,000 for pay items constructed under Sections 502, 503, 504, 505, 512, 516 and 540 including any modified standard or nonstandard items where the character of the work to be performed is considered structure work when similar to that performed under these sections and not included in categories A through D.

(b) Fuel Usage Factors.

English Units		
Category	Factor	Units
A - Earthwork	0.34	gal / cu yd
B – Subbase and Aggregate Base courses	0.62	gal / ton
C – HMA Bases, Pavements and Shoulders	1.05	gal / ton
D – PCC Bases, Pavements and Shoulders	2.53	gal / cu yd
E – Structures	8.00	gal / \$1000

Metric Units		
Category	Factor	Units
A - Earthwork	1.68	liters / cu m
B – Subbase and Aggregate Base courses	2.58	liters / metric ton
C – HMA Bases, Pavements and Shoulders	4.37	liters / metric ton
D – PCC Bases, Pavements and Shoulders	12.52	liters / cu m
E – Structures	30.28	liters / \$1000

(c) Quantity Conversion Factors.

Category	Conversion	Factor
B	sq yd to ton	0.057 ton / sq yd / in depth
	sq m to metric ton	0.00243 metric ton / sq m / mm depth
C	sq yd to ton	0.056 ton / sq yd / in depth
	sq m to metric ton	0.00239 m ton / sq m / mm depth

D	sq yd to cu yd	0.028 cu yd / sq yd / in depth
	sq m to cu m	0.001 cu m / sq m / mm depth

Method of Adjustment. Fuel cost adjustments will be computed as follows.

$$CA = (FPI_P - FPI_L) \times FUF \times Q$$

Where: CA = Cost Adjustment, \$  
FPI<sub>P</sub> = Fuel Price Index, as published by the Department for the month the work is performed, \$/gal (\$/liter)  
FPI<sub>L</sub> = Fuel Price Index, as published by the Department for the month prior to the letting, \$/gal (\$/liter)  
FUF = Fuel Usage Factor in the pay item(s) being adjusted  
Q = Authorized construction Quantity, tons (metric tons) or cu yd (cu m)

The entire FUF indicated in paragraph (b) will be used regardless of use of trucking to perform the work.

Progress Payments. Fuel cost adjustments will be calculated for each calendar month in which applicable work is performed; and will be paid or deducted when all other contract requirements for the items of work are satisfied. The adjustments shall not apply during contract time subject to liquidated damages for completion of the entire contract.

Final Quantities. Upon completion of the work and determination of final pay quantities, an adjustment will be prepared to reconcile any differences between estimated quantities previously paid and the final quantities. The value for the balancing adjustment will be based on a weighted average of FPI<sub>P</sub> and Q only for those months requiring the cost adjustment. The cost adjustment will be applicable to the final measured quantities of all applicable pay items.

Basis of Payment. Fuel cost adjustments may be positive or negative but will only be made when there is a difference between the FPI<sub>L</sub> and FPI<sub>P</sub> in excess of five percent, as calculated by:

$$\text{Percent Difference} = \{(FPI_L - FPI_P) \div FPI_L\} \times 100$$

Return With Bid

**ILLINOIS DEPARTMENT  
OF TRANSPORTATION**

**OPTION FOR  
FUEL COST ADJUSTMENT**

The bidder shall submit this completed form with his/her bid. Failure to submit the form or properly complete contract number, company name, and sign and date the form shall make this contract exempt of fuel cost adjustments in all categories. Failure to indicate "Yes" for any category of work at the time of bid will make that category of work exempt from fuel cost adjustment. After award, this form, when submitted shall become part of the contract.

**Contract No.:** \_\_\_\_\_

**Company Name:** \_\_\_\_\_

**Contractor's Option:**

Is your company opting to include this special provision as part of the contract plans for the following categories of work?

- |  |     |                          |
|--|-----|--------------------------|
| Category A Earthwork.                          | Yes | <input type="checkbox"/> |
| Category B Subbases and Aggregate Base Courses | Yes | <input type="checkbox"/> |
| Category C HMA Bases, Pavements and Shoulders  | Yes | <input type="checkbox"/> |
| Category D PCC Bases, Pavements and Shoulders  | Yes | <input type="checkbox"/> |
| Category E Structures                          | Yes | <input type="checkbox"/> |

**Signature:** \_\_\_\_\_ **Date:** \_\_\_\_\_

## **STEEL COST ADJUSTMENT (BDE) (RETURN FORM WITH BID)**

Effective: April 2, 2004

Revised: April 1, 2009

Description. Steel cost adjustments will be made to provide additional compensation to the Contractor, or a credit to the Department, for fluctuations in steel prices when optioned by the Contractor. The bidder shall indicate on the attached form whether or not this special provision will be part of the contract and submit the completed form with his/her bid. Failure to submit the form or failure to indicate contract number, company name, and sign and date the form shall make this contract exempt of steel cost adjustments for all items of steel. Failure to indicate "Yes" for any item of work will make that item of steel exempt from steel cost adjustment.

Types of Steel Products. An adjustment will be made for fluctuations in the cost of steel used in the manufacture of the following items:

Metal Piling (excluding temporary sheet piling)  
Structural Steel  
Reinforcing Steel

Other steel materials such as dowel bars, tie bars, mesh reinforcement, guardrail, steel traffic signal and light poles, towers and mast arms, metal railings (excluding wire fence), and frames and grates will be subject to a steel cost adjustment when the pay items they are used in has a contract value of \$10,000 or greater.

Documentation. Sufficient documentation shall be furnished to the Engineer to verify the following:

- (a) The dates and quantity of steel, in lb (kg), shipped from the mill to the fabricator.
- (b) The quantity of steel, in lb (kg), incorporated into the various items of work covered by this special provision. The Department reserves the right to verify submitted quantities.

Method of Adjustment. Steel cost adjustments will be computed as follows:

$$SCA = Q \times D$$

Where: SCA = steel cost adjustment, in dollars  
Q = quantity of steel incorporated into the work, in lb (kg)  
D = price factor, in dollars per lb (kg)

$$D = MPI_M - MPI_L$$

Where:  $MPI_M$  = The Materials Cost Index for steel as published by the Engineering News-Record for the month the steel is shipped from the mill. The indices will be converted from dollars per 100 lb to dollars per lb (kg).

$MPI_L$  = The Materials Cost Index for steel as published by the Engineering News-Record for the month prior to the letting. The indices will be converted from dollars per 100 lb to dollars per lb (kg).

The unit weights (masses) of steel that will be used to calculate the steel cost adjustment for the various items are shown in the attached table.

No steel cost adjustment will be made for any products manufactured from steel having a mill shipping date prior to the letting date.

If the Contractor fails to provide the required documentation, the method of adjustment will be calculated as described above; however, the  $MPI_M$  will be based on the date the steel arrives at the job site. In this case, an adjustment will only be made when there is a decrease in steel costs.

Basis of Payment. Steel cost adjustments may be positive or negative but will only be made when there is a difference between the  $MPI_L$  and  $MPI_M$  in excess of five percent, as calculated by:

$$\text{Percent Difference} = \{(MPI_L - MPI_M) \div MPI_L\} \times 100$$

Steel cost adjustments will be calculated by the Engineer and will be paid or deducted when all other contract requirements for the items of work are satisfied. Adjustments will only be made for fluctuations in the cost of the steel as described herein. No adjustment will be made for changes in the cost of manufacturing, fabrication, shipping, storage, etc.

The adjustments shall not apply during contract time subject to liquidated damages for completion of the entire contract.

**Attachment**

Item	Unit Mass (Weight)
Metal Piling (excluding temporary sheet piling)	
Furnishing Metal Pile Shells 12 in. (305 mm), 0.179 in. (3.80 mm) wall thickness)	23 lb/ft (34 kg/m)
Furnishing Metal Pile Shells 12 in. (305 mm), 0.250 in. (6.35 mm) wall thickness)	32 lb/ft (48 kg/m)
Furnishing Metal Pile Shells 14 in. (356 mm), 0.250 in. (6.35 mm) wall thickness)	37 lb/ft (55 kg/m)
Other piling	See plans
Structural Steel	See plans for weights (masses)
Reinforcing Steel	See plans for weights (masses)
Dowel Bars and Tie Bars	6 lb (3 kg) each
Mesh Reinforcement	63 lb/100 sq ft (310 kg/sq m)
Guardrail	
Steel Plate Beam Guardrail, Type A w/steel posts	20 lb/ft (30 kg/m)
Steel Plate Beam Guardrail, Type B w/steel posts	30 lb/ft (45 kg/m)
Steel Plate Beam Guardrail, Types A and B w/wood posts	8 lb/ft (12 kg/m)
Steel Plate Beam Guardrail, Type 2	305 lb (140 kg) each
Steel Plate Beam Guardrail, Type 6	1260 lb (570 kg) each
Traffic Barrier Terminal, Type 1 Special (Tangent)	730 lb (330 kg) each
Traffic Barrier Terminal, Type 1 Special (Flared)	410 lb (185 kg) each
Steel Traffic Signal and Light Poles, Towers and Mast Arms	
Traffic Signal Post	11 lb/ft (16 kg/m)
Light Pole, Tenon Mount and Twin Mount, 30 - 40 ft (9 - 12 m)	14 lb/ft (21 kg/m)
Light Pole, Tenon Mount and Twin Mount, 45 - 55 ft (13.5 - 16.5 m)	21 lb/ft (31 kg/m)
Light Pole w/Mast Arm, 30 - 50 ft (9 - 15.2 m)	13 lb/ft (19 kg/m)
Light Pole w/Mast Arm, 55 - 60 ft (16.5 - 18 m)	19 lb/ft (28 kg/m)
Light Tower w/Luminaire Mount, 80 - 110 ft (24 - 33.5 m)	31 lb/ft (46 kg/m)
Light Tower w/Luminaire Mount, 120 - 140 ft (36.5 - 42.5 m)	65 lb/ft (97 kg/m)
Light Tower w/Luminaire Mount, 150 - 160 ft (45.5 - 48.5 m)	80 lb/ft (119 kg/m)
Metal Railings (excluding wire fence)	
Steel Railing, Type SM	64 lb/ft (95 kg/m)
Steel Railing, Type S-1	39 lb/ft (58 kg/m)
Steel Railing, Type T-1	53 lb/ft (79 kg/m)
Steel Bridge Rail	52 lb/ft (77 kg/m)
Frames and Grates	
Frame	250 lb (115 kg)
Lids and Grates	150 lb (70 kg)



Return With Bid

**ILLINOIS DEPARTMENT  
OF TRANSPORTATION**

**OPTION FOR  
STEEL COST ADJUSTMENT**

The bidder shall submit this completed form with his/her bid. Failure to submit the form or properly complete contract number, company name, and sign and date the form shall make this contract exempt of steel cost adjustments for all items of steel. Failure to indicate "Yes" for any item of work will make that item of steel exempt from steel cost adjustment. After award, this form, when submitted shall become part of the contract.

**Contract No.:** \_\_\_\_\_

**Company Name:** \_\_\_\_\_

**Contractor's Option:**

Is your company opting to include this special provision as part of the contract plans for the following items of work?

- |  |     |                          |
|--|-----|--------------------------|
| Metal Piling   | Yes | <input type="checkbox"/> |
| Structural Steel   | Yes | <input type="checkbox"/> |
| Reinforcing Steel  | Yes | <input type="checkbox"/> |
| Dowel Bars, Tie Bars and Mesh Reinforcement                | Yes | <input type="checkbox"/> |
| Guardrail  | Yes | <input type="checkbox"/> |
| Steel Traffic Signal and Light Poles, Towers and Mast Arms | Yes | <input type="checkbox"/> |
| Metal Railings (excluding wire fence)                      | Yes | <input type="checkbox"/> |
| Frames and Grates  | Yes | <input type="checkbox"/> |

**Signature:** \_\_\_\_\_ **Date:** \_\_\_\_\_

SWPPP



Storm Water Pollution Prevention Plan

Route	<u>FAP 786</u>	Marked Rte.	<u>IL 170</u>
Section	<u>(110)BR-1,2,3</u>	Project No.	<u>C-93-020-13</u>
County	<u>LASALLE</u>	Contract No.	<u>66B19</u>

This plan has been prepared to comply with the provisions of the National Pollutant Discharge Elimination System (NPDES) Permit No. ILR10 (Permit ILR10), issued by the Illinois Environmental Protection Agency (IEPA) for storm water discharges from construction site activities.

I certify under penalty of law that this document and all attachments were prepared under my direction or supervision in accordance with a system designed to assure that qualified personnel properly gathered and evaluated the information submitted. Based on my inquiry of the person or persons who manage the system, or those persons directly responsible for gathering the information, the information submitted is, to the best of my knowledge and belief, true, accurate and complete. I am aware that there are significant penalties for submitting false information, including the possibility of fine and imprisonment for knowing violations.

Paul A. Loete  
Print Name  
Regional Engineer, Region 2, District 3  
Title  
ILLINOIS DEPARTMENT OF TRANSPORTATION  
Agency

Paul Loete P.A.  
Signature  
8-1-13  
Date

I. **Site Description:**

- A. Provide a description of the project location (include latitude and longitude):  
This project is located at (SN 050-0143, SN 050-0156, SN 050-0072) over various waters on IL 170. 5.9, 7 and 8 miles south of US 6.  
(SN 050-0143, SN 050-0156, SN 050-0072)  
Latitude: 41 13' 20, Longitude: 88 36' 33
- B. Provide a description of the construction activity which is the subject of this plan:  
This project consists of replacing (SN 050-0143, SN 050-0156, SN 050-0072) over various waters on IL 170. 5.9, 7 and 8 miles south of US 6.
- C. Provide the estimated duration of this project:  
6 Months
- D. The total area of the construction site is estimated to be 3.43 acres.  
The total area of the site estimated to be disturbed by excavation, grading or other activities is 2 acres.
- E. The following is a weighted average of the runoff coefficient for this project after construction activities are completed:  
.54
- F. List all soils found within project boundaries. Include map unit name, slope information, and erosivity:  
Swygert silty clay loam 2-4% slopes, Vama silt loam 4-6% slopes eroded, Ashkum silty clay loam 0-2% slopes, Elpaso silty clay loam 0-2% slopes, Varna silty clay loam 4-6% slopes severely eroded.
- G. Provide an aerial extent of wetland acreage at the site:

N/A

H. Provide a description of potentially erosive areas associated with this project:

The potential erosive area for this project are in the ditches which will be regarded to allow for the new slopes being constructed, near the new bridges which will be constructed are other areas which have the possibility of erosion.

I. The following is a description of soil disturbing activities by stages, their locations, and their erosive factors (e.g. steepness of slopes, length of slopes, etc):

The soil that will be disturbed throughout the project and during both stages of construction are Swygart silty clay loam 2-4% slopes, Varna silt loam 4-6% slopes eroded, Ashkum silty clay loam 0-2% slopes, Elpaso silty clay loam 0-2% slopes, Varna silty clay loam 4-6% slopes severely eroded

J. See the erosion control plans and/or drainage plans for this contract for information regarding drainage patterns, approximate slopes anticipated before and after major grading activities, locations where vehicles enter or exit the site and controls to prevent offsite sediment tracking (to be added after contractor identifies locations), areas of soil disturbance, the location of major structural and non-structural controls identified in the plan, the location of areas where stabilization practices are expected to occur, surface waters (including wetlands) and locations where storm water is discharged to surface water including wetlands.

K. Identify who owns the drainage system (municipality or agency) this project will drain into:

State of Illinois

L. The following is a list of receiving water(s) and the ultimate receiving water(s) for this site. The location of the receiving waters can be found on the erosion and sediment control plans:

Various Waters

M. Describe areas of the site that are to be protected or remain undisturbed. These areas may include steep slopes, highly erodible soils, streams, stream buffers, specimen trees, natural vegetation, nature preserves, etc.

Areas that are to be pr protected are dirtwork areas and areas with steep slopes. Areas to remain undisturbed are the various waters within project.

N. The following sensitive environmental resources are associated with this project, and may have the potential to be impacted by the proposed development:

- Floodplain
- Wetland Riparian
- Threatened and Endangered Species
- Historic Preservation
- 303(d) Listed receiving waters for suspended solids, turbidity, or siltation
- Receiving waters with Total Maximum Daily Load (TMDL) for sediment, total suspended solids, turbidity or siltation
- Applicable Federal, Tribal, State or Local Programs
- Other

1. 303(d) Listed receiving waters (fill out this section if checked above):

- a. The name(s) of the listed water body, and identification of all pollutants causing impairment:
- b. Provide a description of how erosion and sediment control practices will prevent a discharge of sediment resulting from a storm event equal to or greater than a twenty-five (25) year, twenty-four (24) hour rainfall event:
- c. Provide a description of the location(s) of direct discharge from the project site to the 303(d) water body:
- d. Provide a description of the location(s) of any dewatering discharges to the MS4 and/or water body:

2. TMDL (fill out this section if checked above)
- a. The name(s) of the listed water body:
  - b. Provide a description of the erosion and sediment control strategy that will be incorporated into the site design that is consistent with the assumptions and requirements of the TMDL:
  - c. If a specific numeric waste load allocation has been established that would apply to the project's discharges, provide a description of the necessary steps to meet that allocation:

O. The following pollutants of concern will be associated with this construction project:

- |   |  |
|---|--|
| <input checked="" type="checkbox"/> Soil Sediment             | <input checked="" type="checkbox"/> Petroleum (gas, diesel, oil, kerosene, hydraulic oil / fluids) |
| <input checked="" type="checkbox"/> Concrete                  | <input checked="" type="checkbox"/> Antifreeze / Coolants  |
| <input checked="" type="checkbox"/> Concrete Truck Waste      | <input checked="" type="checkbox"/> Waste water from cleaning construction equipment               |
| <input checked="" type="checkbox"/> Concrete Curing Compounds | <input type="checkbox"/> Other (specify)   |
| <input type="checkbox"/> Solid Waste Debris                   | <input type="checkbox"/> Other (specify)   |
| <input checked="" type="checkbox"/> Paints                    | <input type="checkbox"/> Other (specify)   |
| <input checked="" type="checkbox"/> Solvents                  | <input type="checkbox"/> Other (specify)   |
| <input checked="" type="checkbox"/> Fertilizers / Pesticides  | <input type="checkbox"/> Other (specify)   |

**II. Controls:**

This section of the plan addresses the controls that will be implemented for each of the major construction activities described in I.C. above and for all use areas, borrow sites, and waste sites. For each measure discussed, the Contractor will be responsible for its implementation as indicated. The Contractor shall provide to the Resident Engineer a plan for the implementation of the measures indicated. The Contractor, and subcontractors, will notify the Resident Engineer of any proposed changes, maintenance, or modifications to keep construction activities compliant with the Permit ILR10. Each such Contractor has signed the required certification on forms which are attached to, and are a part of, this plan:

**A. Erosion and Sediment Controls**

1. **Stabilized Practices:** Provided below is a description of interim and permanent stabilization practices, including site specific scheduling of the implementation of the practices. Site plans will ensure that existing vegetation is preserved where attainable and disturbed portions of the site will be stabilized. Stabilization practices may include but are not limited to: temporary seeding, permanent seeding, mulching, geotextiles, sodding, vegetative buffer strips, protection of trees, preservation of mature vegetation, and other appropriate measures. Except as provided below in II(A)(1)(a) and II(A)(3), stabilization measures shall be initiated as soon as practicable in portions of the site where construction activities have temporarily or permanently ceased, but in no case more than seven (7) days after the construction activity in that portion of the site has temporarily or permanently ceased on all disturbed portions of the site where construction will not occur for a period of fourteen (14) or more calendar days.

Where the initiation of stabilization measures by the seventh day after construction activity temporarily or permanently ceases is precluded by snow cover, stabilization measures shall be initiated as soon as practicable thereafter.

The following stabilization practices will be used for this project:

- |   |  |
|---|--|
| <input type="checkbox"/> Preservation of Mature Vegetation            | <input checked="" type="checkbox"/> Erosion Control Blanket / Mulching |
| <input type="checkbox"/> Vegetated Buffer Strips                      | <input type="checkbox"/> Sodding                                       |
| <input type="checkbox"/> Protection of Trees                          | <input type="checkbox"/> Geotextiles                                   |
| <input checked="" type="checkbox"/> Temporary Erosion Control Seeding | <input type="checkbox"/> Other (specify)                               |
| <input type="checkbox"/> Temporary Turf (Seeding, Class 7)            | <input type="checkbox"/> Other (specify)                               |
| <input type="checkbox"/> Temporary Mulching                           | <input type="checkbox"/> Other (specify)                               |
| <input checked="" type="checkbox"/> Permanent Seeding                 | <input type="checkbox"/> Other (specify)                               |

Describe how the stabilization practices listed above will be utilized during construction:

1. Temporary Erosion Control Seeding - Seed mixture will depend on the time of year it is applied. Seeding will be completed in accordance with IDOT Standard Specifications.
2. Permanent Seeding - Seeding Class 3 will be installed per IDOT Specifications.
3. Erosion Control Blanket - Erosion control blanket will be installed over fill slopes from erosion and allow seeds to germinate.

Describe how the stabilization practices listed above will be utilized after construction activities have been completed:

All items listed above shall be left in place after construction.

2. **Structural Practices:** Provided below is a description of structural practices that will be implemented, to the degree attainable, to divert flows from exposed soils, store flows or otherwise limit runoff and the discharge of pollutants from exposed areas of the site. Such practices may include but are not limited to: perimeter erosion barrier, earth dikes, drainage swales, sediment traps, ditch checks, subsurface drains, pipe slope drains, level spreaders, storm drain inlet protection, rock outlet protection, reinforced soil retaining systems, gabions, and temporary or permanent sediment basins. The installation of these devices may be subject to Section 404 of the Clean Water Act.

The following structural practices will be used for this project:

- |   |  |
|---|--|
| <input checked="" type="checkbox"/> Perimeter Erosion Barrier | <input type="checkbox"/> Rock Outlet Protection  |
| <input checked="" type="checkbox"/> Temporary Ditch Check     | <input checked="" type="checkbox"/> Riprap       |
| <input type="checkbox"/> Storm Drain Inlet Protection         | <input type="checkbox"/> Gabions                 |
| <input type="checkbox"/> Sediment Trap                        | <input type="checkbox"/> Slope Mattress          |
| <input type="checkbox"/> Temporary Pipe Slope Drain           | <input type="checkbox"/> Retaining Walls         |
| <input type="checkbox"/> Temporary Sediment Basin             | <input type="checkbox"/> Slope Walls             |
| <input type="checkbox"/> Temporary Stream Crossing            | <input type="checkbox"/> Concrete Revetment Mats |
| <input type="checkbox"/> Stabilized Construction Exits        | <input type="checkbox"/> Level Spreaders         |
| <input type="checkbox"/> Turf Reinforcement Mats              | <input type="checkbox"/> Other (specify)         |
| <input type="checkbox"/> Permanent Check Dams                 | <input type="checkbox"/> Other (specify)         |
| <input type="checkbox"/> Permanent Sediment Basin             | <input type="checkbox"/> Other (specify)         |
| <input type="checkbox"/> Aggregate Ditch                      | <input type="checkbox"/> Other (specify)         |
| <input type="checkbox"/> Paved Ditch                          | <input type="checkbox"/> Other (specify)         |

Describe how the structural practices listed above will be utilized during construction:

1. Perimeter Erosion Barrier - Perimeter erosion barrier (Silt fence) will be used in all areas where runoff from disturbed areas has the potential to travel offsite or into swales, ditches, ponds, wetlands or other natural water bodies.
2. Temporary Ditch Checks - These will be used in the ditchline to prevent the erosion of the ditch before the area is reseeded.
3. Rip Rap - Stone rip rap with filter fabric will be used along the banks of the various waters to prevent scouring at the proposed structure.

Describe how the structural practices listed above will be utilized after construction activities have been completed:

All items listed above shall remain in place after construction, except for Perimeter Erosion Barrier.

3. **Storm Water Management:** Provided below is a description of measures that will be installed during the construction process to control pollutants in storm water discharges that will occur after construction operations have been completed. The installation of these devices may be subject to Section 404 of the Clean Water Act.

- a. Such practices may include but are not limited to: storm water detention structures (including wet ponds), storm water retention structures, flow attenuation by use of open vegetated swales and natural depressions, infiltration of runoff on site, and sequential systems (which combine several practices).

The practices selected for implementation were determined on the basis of the technical guidance in Chapter 41 (Construction Site Storm Water Pollution Control) of the IDOT Bureau of Design and Environment Manual. If practices other than those discussed in Chapter 41 are selected for implementation or if practices are applied to situations different from those covered in Chapter 41, the technical basis for such decisions will be explained below.

- b. Velocity dissipation devices will be placed at discharge locations and along the length of any outfall channel as necessary to provide a non-erosive velocity flow from the structure to a water course so that the natural physical and biological characteristics and functions are maintained and protected (e.g. maintenance of hydrologic conditions such as the hydroperiod and hydrodynamics present prior to the initiation of construction activities).

Description of storm water management controls:

The Phase II design of the proposed drainage on this project by the consultant determined that no storm water retention is required for the proposed storm sewer outlets to be constructed for this project.

4. **Approved State or Local Laws:** The management practices, controls and provisions contained in this plan will be in accordance with IDOT specifications, which are at least as protective as the requirements contained in the Illinois Environmental Protection Agency's Illinois Urban Manual. Procedures and requirements specified in applicable sediment and erosion site plans or storm water management plans approved by local officials shall be described or incorporated by reference in the space provided below. Requirements specified in sediment and erosion site plans, site permits, storm water management site plans or site permits approved by local officials that are applicable to protecting surface water resources are, upon submittal of an NOI, to be authorized to discharge under the Permit ILR10 incorporated by reference and are enforceable under this permit even if they are not specifically included in the plan.

Description of procedures and requirements specified in applicable sediment and erosion site plans or storm water management plans approved by local officials:

All management practices, controls and other provisions provided in the plan are in accordance with the IDOT Standard Specifications and the Illinois Urban Manual.

5. **Contractor Required Submittals:** Prior to conducting any professional services at the site covered by this plan, the Contractor and each subcontractor responsible for compliance with the permit shall submit to the Resident Engineer a Contractor Certification Statement, BDE 2342a.
- a. The Contractor shall provide a construction schedule containing an adequate level of detail to show major activities with implementation of pollution prevention BMPs, including the following items:
- Approximate duration of the project, including each stage of the project
  - Rainy season, dry season, and winter shutdown dates
  - Temporary stabilization measures to be employed by contract phases
  - Mobilization timeframe
  - Mass clearing and grubbing/roadside clearing dates
  - Deployment of Erosion Control Practices
  - Deployment of Sediment Control Practices (including stabilized construction entrances/exits)
  - Deployment of Construction Site Management Practices (including concrete washout facilities, chemical storage, refueling locations, etc.)
  - Paving, saw-cutting, and any other pavement related operations
  - Major planned stockpiling operations
  - Timeframe for other significant long-term operations or activities that may plan non-storm water discharges such as dewatering, grinding, etc.
  - Permanent stabilization activities for each area of the project
- b. The Contractor and each subcontractor shall provide, as an attachment to their signed Contractor Certification Statement, a discussion of how they will comply with the requirements of the permit in regard to the following items and provide a graphical representation showing location and type of BMPs to be used when applicable:
- Vehicle Entrances and Exits – Identify type and location of stabilized construction entrances and exits to be used and how they will be maintained.
  - Material Delivery, Storage and Use – Discuss where and how materials including chemicals, concrete curing compounds, petroleum products, etc. will be stored for this project.
  - Stockpile Management – Discuss what BMPs will be used to prevent pollution of storm water from stockpiles.
  - Waste Disposal – Discuss methods of waste disposal that will be used for this project.
  - Spill Prevention and Control – Discuss steps that will be taken in the event of a material spill (chemicals, concrete curing compounds, petroleum, etc.)
  - Concrete Residuals and Washout Wastes – Discuss the location and type of concrete washout facilities to be used on this project and how they will be signed and maintained.
  - Litter Management – Discuss how litter will be maintained for this project (education of employees, number of dumpsters, frequency of dumpster pick-up, etc.).
  - Vehicle and Equipment Fueling – Identify equipment fueling locations for this project and what BMPs will be used to ensure containment and spill prevention.

- Vehicle and Equipment Cleaning and Maintenance – Identify where equipment cleaning and maintenance locations for this project and what BMPs will be used to ensure containment and spill prevention.
- Additional measures indicated in the plan.

### III. Maintenance:

When requested by the Contractor, the Resident Engineer will provide general maintenance guides to the Contractor for the practices associated with this project. The following additional procedures will be used to maintain, in good and effective operating conditions, the vegetation, erosion and sediment control measures and other protective measures identified in this plan. It will be the Contractor's responsibility to attain maintenance guidelines for any manufactured BMPs which are to be installed and maintained per manufacture's specifications.

During Construction the contractor shall clean up and then grade work area to eliminate concentration of runoff. Maintain or replace (if specified by the Engineer) Erosion and sediment control items. Prior to any landscaping/restoration work, the contractor shall remove and dispose of silt retained by temporary erosion barrier.

All maintenance or erosion control systems will be the responsibility of the contractor. All locations where vehicles enter and exit the construction site and all other areas subject to erosion should also be inspected periodically. Inspection of these areas shall be made at least once very seven days and within 24 hours of the end of a storm that is 0.5 inches or greater rainfall, or an equivalent snowfall.

### IV Inspections:

Qualified personnel shall inspect disturbed areas of the construction site which have not yet been finally stabilized, structural control measures, and locations where vehicles and equipment enter and exit the site using IDOT Storm Water Pollution Prevention Plan Erosion Control Inspection Report (BC 2259). Such inspections shall be conducted at least once every seven (7) calendar days and within twenty-four (24) hours of the end of a storm that is 0.5 inch or greater or equivalent snowfall.

If any violation of the provisions of this plan is identified during the conduct of the construction work covered by this plan, the Resident Engineer shall notify the appropriate IEPA Field Operations Section office by email at: [epa.swnoncomp@illinois.gov](mailto:epa.swnoncomp@illinois.gov), telephone or fax within twenty-four (24) hours of the incident. The Resident Engineer shall then complete and submit an "Incidence of Non-Compliance" (ION) report for the identified violation within five (5) days of the incident. The Resident Engineer shall use forms provided by IEPA and shall include specific information on the cause of noncompliance, actions which were taken to prevent any further causes of noncompliance, and a statement detailing any environmental impact which may have resulted from the noncompliance. All reports of non-compliance shall be signed by a responsible authority in accordance with Part VI. G of the Permit ILR10.

The Incidence of Non-Compliance shall be mailed to the following address:

Illinois Environmental Protection Agency  
Division of Water Pollution Control  
Attn: Compliance Assurance Section  
1021 North Grand East  
Post Office Box 19276  
Springfield, Illinois 62794-9276

### V. Failure to Comply:

Failure to comply with any provisions of this Storm Water Pollution Prevention Plan will result in the implementation of a National Pollutant Discharge Elimination System/Erosion and Sediment Control Deficiency Deduction against the Contractor and/or penalties under the Permit ILR10 which could be passed on to the Contractor.



**Contractor Certification Statement**

Prior to conducting any professional services at the site covered by this contract, the Contractor and every subcontractor must complete and return to the Resident Engineer the following certification. A separate certification must be submitted by each firm. Attach to this certification all items required by Section II.5 of the Storm Water Pollution Prevention Plan (SWPPP) which will be handled by the Contractor/subcontractor completing this form.

Route	<u>FAP 786</u>	Marked Rte.	<u>IL 170</u>
Section	<u>(110)BR-1,2,3</u>	Project No.	<u>C-93-020-13</u>
County	<u>LASALLE</u>	Contract No.	<u>66B19</u>

This certification statement is a part of the SWPPP for the project described above, in accordance with the General NPDES Permit No. ILR10 issued by the Illinois Environmental Protection Agency.

I certify under penalty of law that I understand the terms of the Permit No. ILR 10 that authorizes the storm water discharges associated with industrial activity from the construction site identified as part of this certification.

In addition, I have read and understand all of the information and requirements stated in the SWPPP for the above mentioned project; I have received copies of all appropriate maintenance procedures; and, I have provided all documentation required to be in compliance with the Permit ILR10 and SWPPP and will provide timely updates to these documents as necessary.

- Contractor
- Sub-Contractor

_____	_____
Print Name	Signature
_____	_____
Title	Date
_____	_____
Name of Firm	Telephone
_____	_____
Street Address	City/State/ZIP

Items which this Contractor/subcontractor will be responsible for as required in Section II.5. of the SWPPP:

\_\_\_\_\_

\_\_\_\_\_

\_\_\_\_\_

\_\_\_\_\_



404 PERMIT 1



DEPARTMENT OF THE ARMY  
 CORPS OF ENGINEERS, ROCK ISLAND DISTRICT  
 PO BOX 2004 CLOCK TOWER BUILDING  
 ROCK ISLAND, ILLINOIS 61204-2004

*FDX 2147  
 Contract #13.*

RECEIVED STUDIES & PLANS MAY 24 '13		
S&P ENG	<i>0.0</i>	
ENVIRONMENT		
ESTIMATOR		
GEOMETRICS		
HYDRAULICS	<i>X</i>	<i>SF</i>
LOCATIONS		
PLANS ENG		
SEE ME		
SEC		<i>W</i>
CO-ORD		

**COMMITMENT**

REPLY TO  
ATTENTION OF

May 21, 2013

Operations Division  
 SUBJECT: CEMVR-OD-P-2013-724

*SN 050-0072 (Exist)  
 SN 050-2057 (Prop)  
 Contract # 66 B19*

Mr. Paul Loete  
 Illinois Department of Transportation  
 700 East Norris Drive  
 Ottawa, Illinois 61350

Dear Mr. Loete:

Our office reviewed all information provided to us in your application dated May 6, 2013 concerning the proposed structure replacement over Waupecan Creek in Section 35, Township 32 North, Range 5 East, LaSalle County, Illinois.

Your project is covered under Nationwide Permit No.14, as published in the enclosed Fact Sheet No. 7 (IL), provided you meet the permit conditions for the nationwide permits, which are also included in the Fact Sheet. The Corps has also made a determination of no effect on federally threatened and endangered species or critical habitat. The Illinois Environmental Protection Agency (IEPA) also issued Section 401 Water Quality Certification with conditions for this nationwide permit. Please note these additional conditions included in the Fact Sheet. The decision regarding this action is based on information found in the administrative record, which documents the District's decision-making process, the basis for the decision, and the final decision.

You are encouraged to conduct your construction activities during a period of low flow. You are required to remove all fill material used as a temporary crossing to an upland, non-wetland site, to seed all disturbed areas with native grasses and to implement appropriate measures to insure that sediments are not introduced into waters of the United States during construction of this project.

Bank and shoreline protection shall consist of suitable clean materials, free from debris, trash, and other deleterious materials. If broken concrete is used as riprap, all reinforcing rods must be cut flush with the surface of the concrete, and individual pieces of concrete shall not exceed 3 feet in any dimension. Asphalt and broken concrete containing asphalt are specifically excluded from this authorization.

This verification is valid until March 18, 2017, unless the nationwide permit is modified, reissued or revoked. It is your responsibility to remain informed of changes to the nationwide permit program. We will issue a public notice announcing any changes if and when they occur. Furthermore, if you commence or are under contract to commence this activity before the date the nationwide permit is modified or revoked, you will have twelve months from this date to complete your activity under the present terms and conditions of this nationwide permit. If your project plans change, you should contact our office for another determination.

Our office has completed a Preliminary Jurisdictional Determination concerning your project area. A Preliminary Jurisdictional Determination is not appealable, and it is applicable only to the permit program administered by the Corps of Engineers.

-2-

This authorization does not eliminate the requirement that you must still acquire other applicable Federal, state, and local permits. If you have not already coordinated your project with the Illinois Department of Natural Resources – Office of Water Resources, please contact them at 217/782-3863 to determine if a floodplain development permit is required for your project. You may contact the IEPA Facility Evaluation Unit at 217/782-3362 to determine whether additional authorizations are required from the IEPA. Please send any electronic correspondence to [EPA.401.bow@illinois.gov](mailto:EPA.401.bow@illinois.gov).

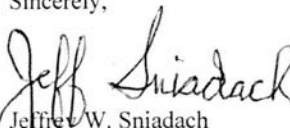
This delineation/determination has been conducted to identify the limits of the Corps of Engineers' Clean Water Act jurisdiction for the particular site identified in this request. This delineation/determination may not be valid for the Food Security Act of 1985. If you or your tenant are USDA program participants, or anticipate participation in USDA programs, you should coordinate with the local office of the Natural Resources Conservation Service prior to starting work.

The permittee understands and agrees that, if future operations by the United States require the removal, relocation, or other alteration, of the structure or work herein authorized, or if, in the opinion of the Secretary of the Army or his authorized representative, said structure or work shall cause unreasonable obstruction to the free navigation of the free navigable waters, the permittee will be required, upon due notice from the Corps of Engineers, to remove, relocate, or alter the structural work or obstructions caused thereby, without expense to the United States. No claim shall be made against the United States on account of any such removal or alteration.

You are required to complete and return the enclosed "Completed Work Certification" upon completion of your project, in accordance with General Condition No. 30 of the nationwide permits.

The Rock Island District Regulatory Branch is committed to providing quality and timely service to our customers. In an effort to improve customer service, please take a moment to complete the attached postcard and return it or go to our Customer Service Survey found on our web site at <http://per2.nwp.usace.army.mil/survey.html>. (Be sure to select "Rock Island District" under the area entitled: Which Corps office did you deal with?)

Should you have any questions, please contact our Regulatory Branch by letter, or telephone me at 309/794-5369.

Sincerely,  
  
Jeffrey W. Sniadach  
Project Manager  
Enforcement Section

When the structures or work authorized by this nationwide permit are still in existence at the time the property is transferred, the terms and conditions of this nationwide permit, including any special conditions, will continue to be binding on the new owner(s) of the property. To validate the transfer of this nationwide permit and the associated liabilities associated with compliance with its terms and conditions, have the transferee sign and date below.

\_\_\_\_\_  
Transferee

\_\_\_\_\_  
Date

Enclosures

Copies Furnished: (w/o enclosures)

Mr. Mike Diedrichsen, P.E.  
Office of Water Resources  
IL Department of Natural Resources  
One Natural Resources Way  
Springfield, Illinois 62701-1271

Mr. Dan Heacock  
Illinois Environmental Protection Agency  
Watershed Management Section, Permit Sec. 15  
1021 North Grand Avenue East  
Post Office Box 19276  
Springfield, Illinois 62794-9276  
[Epa.401.bow@illinois.gov](mailto:Epa.401.bow@illinois.gov) (email copy)

U.S. Army Corps of Engineers  
Illinois Waterway Project Office  
257 Grant Street  
Peoria, Illinois 61603

Mr. Peter J. Frantz/Ms. Kathy Ames  
Bureau of Location and Environment  
Illinois Department of Transportation  
Division of Highways  
2300 South Dirksen Parkway  
Springfield, Illinois 62754

**COMPLETED WORK CERTIFICATION**

Permit Number: CEMVR-OD-P-2013-724

Name of Permittee: Illinois Department of Transportation

Date of Issuance: May 21, 2013

Upon completion of the activity authorized by this permit and any mitigation required by the permit, sign this certification and return it to the following address:

U.S. Army Engineer District,  
Rock Island  
ATTN: Regulatory Branch  
Clock Tower Building  
Post Office Box 2004  
Rock Island, Illinois 61204-2004

Please note that your permitted activity is subject to a compliance inspection by a U.S. Army Corps of Engineers representative. If you fail to comply with this permit, you are subject to permit suspension, modification, or revocation.

I hereby certify that the work authorized by the above reference permit has been completed in accordance with the terms and conditions of the said permit, and required mitigation was completed in accordance with the permit conditions.

\_\_\_\_\_  
Signature of Permittee

\_\_\_\_\_  
Date

JS



Section 4(f) documentation: Not Applicable.

Section 6(f) involvement: No

Biological Clearance: 06/10/2011

Ill. Dept. Of Natural Resources

T&E Species (**expires after 2yrs.**): Approved 05/31/2011 (Steve Hamer) (EcoCAT)  
T & E Specie Re-submittal & Approval – 06/18/2013

Tree Removal: No

Class 1 stream involvement: No

Wetland involvement: No

U.S. Fish and Wildlife: No.

**Special Waste Assessment:**

PESA report (**expires after 3 years**): PESA Review – ISGS #2425 – Dated 10/06/2011 –  
No REC Sites

PESA Response: Not Applicable.

Validity of Special Waste Assessment Results: 09/17/2012, & 06/05/2013

Status of special waste coordination as of this date: Valid Until 01/05/2014

Note: The PSI report and other related studies, if needed, must be completed prior to the acquisition of any contaminated parcel and/or the project letting date.

**Phase 1:** All copies of the ESR submittal(s) and clearances, PESA report, PESA response, and in-house screening forms should be included in the commitment file.

**Phase 2:** A copy of the PSI report should be included with the contract and plans.

Any revisions in the scope of the project which would affect the existing environmental clearances should be coordinated with the environmental unit.

(revised 1-13-2010)

404 PERMIT 2



REPLY TO  
 ATTENTION OF

DEPARTMENT OF THE ARMY  
 CORPS OF ENGINEERS, ROCK ISLAND DISTRICT  
 PO BOX 2004 CLOCK TOWER BUILDING  
 ROCK ISLAND, ILLINOIS 61204-2004

**COMMITMENT**

May 10, 2013

Operations Division

SUBJECT: CEMVR-OD-P-2013-698

Mr. Paul Loete  
 Illinois Department of Transportation  
 700 East Norris Drive  
 Ottawa, Illinois 61350

SN 050-0143 (Exist)  
 SN 050-2055 (Prop)  
 Contract # 66B19

file # 2147-200

RECEIVED	
STUDIES & PLANS	
MAY 13 '13	
S&P ENG	D.B.
ENVIRONMENT	
ESTIMATOR	
GEOMETRICS	
HYDRAULICS	X Gf
LOCATIONS	
PLANS ENG	
SEE ME	
SEC	5 W
CO-ORD	

Dear Mr. Loete:

Our office reviewed all information provided to us in your application dated May 6, 2013 concerning the proposed culvert replacement project in Hog Run Creek in Section 23, Township 32 North, Range 5 East, LaSalle County, Illinois.

Your project is covered under Nationwide Permit No.14, as published in the enclosed Fact Sheet No. 7 (IL), provided you meet the permit conditions for the nationwide permits, which are also included in the Fact Sheet. The Corps has also made a determination of no effect on federally threatened and endangered species or critical habitat. The Illinois Environmental Protection Agency (IEPA) also issued Section 401 Water Quality Certification with conditions for this nationwide permit. Please note these additional conditions included in the Fact Sheet. The decision regarding this action is based on information found in the administrative record, which documents the District's decision-making process, the basis for the decision, and the final decision.

You are encouraged to conduct your construction activities during a period of low flow. You are required to remove all fill material used as a temporary crossing to an upland, non-wetland site, to seed all disturbed areas with native grasses and to implement appropriate measures to insure that sediments are not introduced into waters of the United States during construction of this project.

Bank and shoreline protection shall consist of suitable clean materials, free from debris, trash, and other deleterious materials. If broken concrete is used as riprap, all reinforcing rods must be cut flush with the surface of the concrete, and individual pieces of concrete shall not exceed 3 feet in any dimension. Asphalt and broken concrete containing asphalt are specifically excluded from this authorization.

This verification is valid until March 18, 2017, unless the nationwide permit is modified, reissued or revoked. It is your responsibility to remain informed of changes to the nationwide permit program. We will issue a public notice announcing any changes if and when they occur. Furthermore, if you commence or are under contract to commence this activity before the date the nationwide permit is modified or revoked, you will have twelve months from this date to complete your activity under the present terms and conditions of this nationwide permit. If your project plans change, you should contact our office for another determination.

Our office has completed a Preliminary Jurisdictional Determination concerning your project area. A Preliminary Jurisdictional Determination is not appealable, and it is applicable only to the permit program administered by the Corps of Engineers.

-2-

This authorization does not eliminate the requirement that you must still acquire other applicable Federal, state, and local permits. If you have not already coordinated your project with the Illinois Department of Natural Resources – Office of Water Resources, please contact them at 217/782-3863 to determine if a floodplain development permit is required for your project. You may contact the IEPA Facility Evaluation Unit at 217/782-3362 to determine whether additional authorizations are required from the IEPA. Please send any electronic correspondence to [EPA.401.bow@illinois.gov](mailto:EPA.401.bow@illinois.gov).

This delineation/determination has been conducted to identify the limits of the Corps of Engineers' Clean Water Act jurisdiction for the particular site identified in this request. This delineation/determination may not be valid for the Food Security Act of 1985. If you or your tenant are USDA program participants, or anticipate participation in USDA programs, you should coordinate with the local office of the Natural Resources Conservation Service prior to starting work.

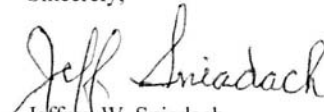
The permittee understands and agrees that, if future operations by the United States require the removal, relocation, or other alteration, of the structure or work herein authorized, or if, in the opinion of the Secretary of the Army or his authorized representative, said structure or work shall cause unreasonable obstruction to the free navigation of the free navigable waters, the permittee will be required, upon due notice from the Corps of Engineers, to remove, relocate, or alter the structural work or obstructions caused thereby, without expense to the United States. No claim shall be made against the United States on account of any such removal or alteration.

You are required to complete and return the enclosed "Completed Work Certification" upon completion of your project, in accordance with General Condition No. 30 of the nationwide permits.

The Rock Island District Regulatory Branch is committed to providing quality and timely service to our customers. In an effort to improve customer service, please take a moment to complete the attached postcard and return it or go to our Customer Service Survey found on our web site at <http://per2.nwp.usace.army.mil/survey.html>. (Be sure to select "Rock Island District" under the area entitled: Which Corps office did you deal with?)

Should you have any questions, please contact our Regulatory Branch by letter, or telephone me at 309/794-5369.

Sincerely,

  
Jeffrey W. Sniadach  
Project Manager  
Enforcement Section



When the structures or work authorized by this nationwide permit are still in existence at the time the property is transferred, the terms and conditions of this nationwide permit, including any special conditions, will continue to be binding on the new owner(s) of the property. To validate the transfer of this nationwide permit and the associated liabilities associated with compliance with its terms and conditions, have the transferee sign and date below.

\_\_\_\_\_  
Transferee

\_\_\_\_\_  
Date

Enclosures

Copies Furnished: (w/o enclosures)

Mr. Mike Diedrichsen, P.E.  
Office of Water Resources  
IL Department of Natural Resources  
One Natural Resources Way  
Springfield, Illinois 62701-1271

Mr. Dan Heacock  
Illinois Environmental Protection Agency  
Watershed Management Section, Permit Sec. 15  
1021 North Grand Avenue East  
Post Office Box 19276  
Springfield, Illinois 62794-9276  
[Epa.401.bow@illinois.gov](mailto:Epa.401.bow@illinois.gov) (email copy)

U.S. Army Corps of Engineers  
Illinois Waterway Project Office  
257 Grant Street  
Peoria, Illinois 61603

Mr. Peter J. Frantz/Ms. Kathy Ames  
Bureau of Location and Environment  
Illinois Department of Transportation  
Division of Highways  
2300 South Dirksen Parkway  
Springfield, Illinois 62754

**COMPLETED WORK CERTIFICATION**

Permit Number: CEMVR-OD-P-2013-698

Name of Permittee: Illinois DOT

Date of Issuance: May 10, 2013

Upon completion of the activity authorized by this permit and any mitigation required by the permit, sign this certification and return it to the following address:

U.S. Army Engineer District,  
Rock Island  
ATTN: Regulatory Branch  
Clock Tower Building  
Post Office Box 2004  
Rock Island, Illinois 61204-2004

Please note that your permitted activity is subject to a compliance inspection by a U.S. Army Corps of Engineers representative. If you fail to comply with this permit, you are subject to permit suspension, modification, or revocation.

I hereby certify that the work authorized by the above reference permit has been completed in accordance with the terms and conditions of the said permit, and required mitigation was completed in accordance with the permit conditions.

\_\_\_\_\_  
Signature of Permittee

\_\_\_\_\_  
Date

JS

404 PERMIT 3



REPLY TO  
 ATTENTION OF

DEPARTMENT OF THE ARMY  
 CORPS OF ENGINEERS, ROCK ISLAND DISTRICT  
 PO BOX 2004 CLOCK TOWER BUILDING  
 ROCK ISLAND, ILLINOIS 61204-2004

**COMMITMENT**

May 10, 2013

Operations Division

SUBJECT: CEMVR-OD-P-2013-700

Mr. Paul Loete  
 Illinois Department of Transportation  
 700 East Norris Drive  
 Ottawa, Illinois 61350

SN 050-0156 (Exist)  
 SN 050-2056 (Prop)  
 Contract # 66B19

file #  
 2147-200

<b>RECEIVED STUDIES &amp; PLANS</b>		
<b>MAY 13 '13</b>		
S&P ENG	D.B	
ENVIRONMENT		
ESTIMATOR		
GEOMETRICS		
HYDRAULICS	X	GF
LOCATIONS		
PLANS ENG		
SEE ME		
SEC	S	UW
CO-ORD		

Dear Mr. Loete:

Our office reviewed all information provided to us in your application dated May 6, 2013 concerning the proposed culvert replacement project in an unnamed waterway in Section 26, Township 32 North, Range 5 East, LaSalle County, Illinois.

Your project is covered under Nationwide Permit No.14, as published in the enclosed Fact Sheet No. 7 (IL), provided you meet the permit conditions for the nationwide permits, which are also included in the Fact Sheet. The Corps has also made a determination of no effect on federally threatened and endangered species or critical habitat. The Illinois Environmental Protection Agency (IEPA) also issued Section 401 Water Quality Certification with conditions for this nationwide permit. Please note these additional conditions included in the Fact Sheet. The decision regarding this action is based on information found in the administrative record, which documents the District's decision-making process, the basis for the decision, and the final decision.

You are encouraged to conduct your construction activities during a period of low flow. You are required to remove all fill material used as a temporary crossing to an upland, non-wetland site, to seed all disturbed areas with native grasses and to implement appropriate measures to insure that sediments are not introduced into waters of the United States during construction of this project.

Bank and shoreline protection shall consist of suitable clean materials, free from debris, trash, and other deleterious materials. If broken concrete is used as riprap, all reinforcing rods must be cut flush with the surface of the concrete, and individual pieces of concrete shall not exceed 3 feet in any dimension. Asphalt and broken concrete containing asphalt are specifically excluded from this authorization.

This verification is valid until March 18, 2017, unless the nationwide permit is modified, reissued or revoked. It is your responsibility to remain informed of changes to the nationwide permit program. We will issue a public notice announcing any changes if and when they occur. Furthermore, if you commence or are under contract to commence this activity before the date the nationwide permit is modified or revoked, you will have twelve months from this date to complete your activity under the present terms and conditions of this nationwide permit. If your project plans change, you should contact our office for another determination.

Our office has completed a Preliminary Jurisdictional Determination concerning your project area. A Preliminary Jurisdictional Determination is not appealable, and it is applicable only to the permit program administered by the Corps of Engineers.

-2-

This authorization does not eliminate the requirement that you must still acquire other applicable Federal, state, and local permits. If you have not already coordinated your project with the Illinois Department of Natural Resources – Office of Water Resources, please contact them at 217/782-3863 to determine if a floodplain development permit is required for your project. You may contact the IEPA Facility Evaluation Unit at 217/782-3362 to determine whether additional authorizations are required from the IEPA. Please send any electronic correspondence to [EPA.401.bow@illinois.gov](mailto:EPA.401.bow@illinois.gov).

This delineation/determination has been conducted to identify the limits of the Corps of Engineers' Clean Water Act jurisdiction for the particular site identified in this request. This delineation/determination may not be valid for the Food Security Act of 1985. If you or your tenant are USDA program participants, or anticipate participation in USDA programs, you should coordinate with the local office of the Natural Resources Conservation Service prior to starting work.


The permittee understands and agrees that, if future operations by the United States require the removal, relocation, or other alteration, of the structure or work herein authorized, or if, in the opinion of the Secretary of the Army or his authorized representative, said structure or work shall cause unreasonable obstruction to the free navigation of the free navigable waters, the permittee will be required, upon due notice from the Corps of Engineers, to remove, relocate, or alter the structural work or obstructions caused thereby, without expense to the United States. No claim shall be made against the United States on account of any such removal or alteration.

You are required to complete and return the enclosed "Completed Work Certification" upon completion of your project, in accordance with General Condition No. 30 of the nationwide permits.

The Rock Island District Regulatory Branch is committed to providing quality and timely service to our customers. In an effort to improve customer service, please take a moment to complete the attached postcard and return it or go to our Customer Service Survey found on our web site at <http://per2.nwp.usace.army.mil/survey.html>. (Be sure to select "Rock Island District" under the area entitled: Which Corps office did you deal with?)

Should you have any questions, please contact our Regulatory Branch by letter, or telephone me at 309/794-5369.

Sincerely,

  
Jeffrey W. Sniadach  
Project Manager  
Enforcement Section

-3-

When the structures or work authorized by this nationwide permit are still in existence at the time the property is transferred, the terms and conditions of this nationwide permit, including any special conditions, will continue to be binding on the new owner(s) of the property. To validate the transfer of this nationwide permit and the associated liabilities associated with compliance with its terms and conditions, have the transferee sign and date below.

\_\_\_\_\_  
Transferee

\_\_\_\_\_  
Date

Enclosures

Copies Furnished: (w/o enclosures)

Mr. Mike Diedrichsen, P.E.  
Office of Water Resources  
IL Department of Natural Resources  
One Natural Resources Way  
Springfield, Illinois 62701-1271

Mr. Dan Heacock  
Illinois Environmental Protection Agency  
Watershed Management Section, Permit Sec. 15  
1021 North Grand Avenue East  
Post Office Box 19276  
Springfield, Illinois 62794-9276  
[Epa.401.bow@illinois.gov](mailto:Epa.401.bow@illinois.gov) (email copy)

U.S. Army Corps of Engineers  
Illinois Waterway Project Office  
257 Grant Street  
Peoria, Illinois 61603

Mr. Peter J. Frantz/Ms. Kathy Ames  
Bureau of Location and Environment  
Illinois Department of Transportation  
Division of Highways  
2300 South Dirksen Parkway  
Springfield, Illinois 62754

**COMPLETED WORK CERTIFICATION**

Permit Number: CEMVR-OD-P-2013-700

Name of Permittee: Illinois DOT

Date of Issuance: May 10, 2013

Upon completion of the activity authorized by this permit and any mitigation required by the permit, sign this certification and return it to the following address:

U.S. Army Engineer District,  
Rock Island  
ATTN: Regulatory Branch  
Clock Tower Building  
Post Office Box 2004  
Rock Island, Illinois 61204-2004

Please note that your permitted activity is subject to a compliance inspection by a U.S. Army Corps of Engineers representative. If you fail to comply with this permit, you are subject to permit suspension, modification, or revocation.

I hereby certify that the work authorized by the above reference permit has been completed in accordance with the terms and conditions of the said permit, and required mitigation was completed in accordance with the permit conditions.

\_\_\_\_\_  
Signature of Permittee

\_\_\_\_\_  
Date

JS

## REQUIRED CONTRACT PROVISIONS FEDERAL-AID CONSTRUCTION CONTRACTS

- I. General
- II. Nondiscrimination
- III. Nonsegregated Facilities
- IV. Davis-Bacon and Related Act Provisions
- V. Contract Work Hours and Safety Standards Act Provisions
- VI. Subletting or Assigning the Contract
- VII. Safety: Accident Prevention
- VIII. False Statements Concerning Highway Projects
- IX. Implementation of Clean Air Act and Federal Water Pollution Control Act
- X. Compliance with Governmentwide Suspension and Debarment Requirements
- XI. Certification Regarding Use of Contract Funds for Lobbying

### ATTACHMENTS

A. Employment and Materials Preference for Appalachian Development Highway System or Appalachian Local Access Road Contracts (included in Appalachian contracts only)

#### I. GENERAL

1. Form FHWA-1273 must be physically incorporated in each construction contract funded under Title 23 (excluding emergency contracts solely intended for debris removal). The contractor (or subcontractor) must insert this form in each subcontract and further require its inclusion in all lower tier subcontracts (excluding purchase orders, rental agreements and other agreements for supplies or services).

The applicable requirements of Form FHWA-1273 are incorporated by reference for work done under any purchase order, rental agreement or agreement for other services. The prime contractor shall be responsible for compliance by any subcontractor, lower-tier subcontractor or service provider.

Form FHWA-1273 must be included in all Federal-aid design-build contracts, in all subcontracts and in lower tier subcontracts (excluding subcontracts for design services, purchase orders, rental agreements and other agreements for supplies or services). The design-builder shall be responsible for compliance by any subcontractor, lower-tier subcontractor or service provider.

Contracting agencies may reference Form FHWA-1273 in bid proposal or request for proposal documents, however, the Form FHWA-1273 must be physically incorporated (not referenced) in all contracts, subcontracts and lower-tier subcontracts (excluding purchase orders, rental agreements and other agreements for supplies or services related to a construction contract).

2. Subject to the applicability criteria noted in the following sections, these contract provisions shall apply to all work performed on the contract by the contractor's own organization and with the assistance of workers under the contractor's immediate superintendence and to all work performed on the contract by piecework, station work, or by subcontract.

3. A breach of any of the stipulations contained in these Required Contract Provisions may be sufficient grounds for withholding of progress payments, withholding of final payment, termination of the contract, suspension / debarment or any other action determined to be appropriate by the contracting agency and FHWA.

4. Selection of Labor: During the performance of this contract, the contractor shall not use convict labor for any purpose within the limits of a construction project on a Federal-aid highway unless it is labor performed by convicts who are on parole, supervised release, or probation. The term Federal-aid highway does not include roadways functionally classified as local roads or rural minor collectors.

#### II. NONDISCRIMINATION

The provisions of this section related to 23 CFR Part 230 are applicable to all Federal-aid construction contracts and to all related construction subcontracts of \$10,000 or more. The provisions of 23 CFR Part 230 are not applicable to material supply, engineering, or architectural service contracts.

In addition, the contractor and all subcontractors must comply with the following policies: Executive Order 11246, 41 CFR 60, 29 CFR 1625-1627, Title 23 USC Section 140, the Rehabilitation Act of 1973, as amended (29 USC 794), Title VI of the Civil Rights Act of 1964, as amended, and related regulations including 49 CFR Parts 21, 26 and 27; and 23 CFR Parts 200, 230, and 633.

The contractor and all subcontractors must comply with: the requirements of the Equal Opportunity Clause in 41 CFR 60-1.4(b) and, for all construction contracts exceeding \$10,000, the Standard Federal Equal Employment Opportunity Construction Contract Specifications in 41 CFR 60-4.3.

Note: The U.S. Department of Labor has exclusive authority to determine compliance with Executive Order 11246 and the policies of the Secretary of Labor including 41 CFR 60, and 29 CFR 1625-1627. The contracting agency and the FHWA have the authority and the responsibility to ensure compliance with Title 23 USC Section 140, the Rehabilitation Act of 1973, as amended (29 USC 794), and Title VI of the Civil Rights Act of 1964, as amended, and related regulations including 49 CFR Parts 21, 26 and 27; and 23 CFR Parts 200, 230, and 633.

The following provision is adopted from 23 CFR 230, Appendix A, with appropriate revisions to conform to the U.S. Department of Labor (US DOL) and FHWA requirements.

**1. Equal Employment Opportunity:** Equal employment opportunity (EEO) requirements not to discriminate and to take affirmative action to assure equal opportunity as set forth under laws, executive orders, rules, regulations (28 CFR 35, 29 CFR 1630, 29 CFR 1625-1627, 41 CFR 60 and 49 CFR 27) and orders of the Secretary of Labor as modified by the provisions prescribed herein, and imposed pursuant to 23 U.S.C. 140 shall constitute the EEO and specific affirmative action standards for the contractor's project activities under this contract. The provisions of the Americans with Disabilities Act of 1990 (42 U.S.C. 12101 et seq.) set forth under 28 CFR 35 and 29 CFR 1630 are incorporated by reference in this contract. In the execution of this contract, the contractor agrees to comply with the following minimum specific requirement activities of EEO:

a. The contractor will work with the contracting agency and the Federal Government to ensure that it has made every good faith effort to provide equal opportunity with respect to all of its terms and conditions of employment and in their review of activities under the contract.

b. The contractor will accept as its operating policy the following statement:

"It is the policy of this Company to assure that applicants are employed, and that employees are treated during employment, without regard to their race, religion, sex, color, national origin, age or disability. Such action shall include: employment, upgrading, demotion, or transfer; recruitment or recruitment advertising; layoff or termination; rates of pay or other forms of compensation; and selection for training, including apprenticeship, pre-apprenticeship, and/or on-the-job training."

**2. EEO Officer:** The contractor will designate and make known to the contracting officers an EEO Officer who will have the responsibility for and must be capable of effectively administering and promoting an active EEO program and who must be assigned adequate authority and responsibility to do so.

**3. Dissemination of Policy:** All members of the contractor's staff who are authorized to hire, supervise, promote, and discharge employees, or who recommend such action, or who are substantially involved in such action, will be made fully cognizant of, and will implement, the contractor's EEO policy and contractual responsibilities to provide EEO in each grade and classification of employment. To ensure that the above agreement will be met, the following actions will be taken as a minimum:

a. Periodic meetings of supervisory and personnel office employees will be conducted before the start of work and then not less often than once every six months, at which time the contractor's EEO policy and its implementation will be reviewed and explained. The meetings will be conducted by the EEO Officer.

b. All new supervisory or personnel office employees will be given a thorough indoctrination by the EEO Officer, covering all major aspects of the contractor's EEO obligations within thirty days following their reporting for duty with the contractor.

c. All personnel who are engaged in direct recruitment for the project will be instructed by the EEO Officer in the contractor's procedures for locating and hiring minorities and women.

d. Notices and posters setting forth the contractor's EEO policy will be placed in areas readily accessible to employees, applicants for employment and potential employees.

e. The contractor's EEO policy and the procedures to implement such policy will be brought to the attention of employees by means of meetings, employee handbooks, or other appropriate means.

**4. Recruitment:** When advertising for employees, the contractor will include in all advertisements for employees the notation: "An Equal Opportunity Employer." All such advertisements will be placed in publications having a large circulation among minorities and women in the area from which the project work force would normally be derived.

a. The contractor will, unless precluded by a valid bargaining agreement, conduct systematic and direct recruitment through public and private employee referral sources likely to yield qualified minorities and women. To meet this requirement, the contractor will identify sources of potential minority group employees, and establish with such identified sources procedures whereby minority and women applicants may be referred to the contractor for employment consideration.

b. In the event the contractor has a valid bargaining agreement providing for exclusive hiring hall referrals, the contractor is expected to observe the provisions of that agreement to the extent that the system meets the contractor's compliance with EEO contract provisions. Where implementation of such an agreement has the effect of discriminating against minorities or women, or obligates the contractor to do the same, such implementation violates Federal nondiscrimination provisions.

c. The contractor will encourage its present employees to refer minorities and women as applicants for employment. Information and procedures with regard to referring such applicants will be discussed with employees.

**5. Personnel Actions:** Wages, working conditions, and employee benefits shall be established and administered, and personnel actions of every type, including hiring, upgrading, promotion, transfer, demotion, layoff, and termination, shall be taken without regard to race, color, religion, sex, national origin, age or disability. The following procedures shall be followed:

a. The contractor will conduct periodic inspections of project sites to insure that working conditions and employee facilities do not indicate discriminatory treatment of project site personnel.

b. The contractor will periodically evaluate the spread of wages paid within each classification to determine any evidence of discriminatory wage practices.

c. The contractor will periodically review selected personnel actions in depth to determine whether there is evidence of discrimination. Where evidence is found, the contractor will promptly take corrective action. If

the review indicates that the discrimination may extend beyond the actions reviewed, such corrective action shall include all affected persons.

d. The contractor will promptly investigate all complaints of alleged discrimination made to the contractor in connection with its obligations under this contract, will attempt to resolve such complaints, and will take appropriate corrective action within a reasonable time. If the investigation indicates that the discrimination may affect persons other than the complainant, such corrective action shall include such other persons. Upon completion of each investigation, the contractor will inform every complainant of all of their avenues of appeal.

## **6. Training and Promotion:**

a. The contractor will assist in locating, qualifying, and increasing the skills of minorities and women who are applicants for employment or current employees. Such efforts should be aimed at developing full journey level status employees in the type of trade or job classification involved.

b. Consistent with the contractor's work force requirements and as permissible under Federal and State regulations, the contractor shall make full use of training programs, i.e., apprenticeship, and on-the-job training programs for the geographical area of contract performance. In the event a special provision for training is provided under this contract, this subparagraph will be superseded as indicated in the special provision. The contracting agency may reserve training positions for persons who receive welfare assistance in accordance with 23 U.S.C. 140(a).

c. The contractor will advise employees and applicants for employment of available training programs and entrance requirements for each.

d. The contractor will periodically review the training and promotion potential of employees who are minorities and women and will encourage eligible employees to apply for such training and promotion.

**7. Unions:** If the contractor relies in whole or in part upon unions as a source of employees, the contractor will use good faith efforts to obtain the cooperation of such unions to increase opportunities for minorities and women. Actions by the contractor, either directly or through a contractor's association acting as agent, will include the procedures set forth below:

a. The contractor will use good faith efforts to develop, in cooperation with the unions, joint training programs aimed toward qualifying more minorities and women for membership in the unions and increasing the skills of minorities and women so that they may qualify for higher paying employment.

b. The contractor will use good faith efforts to incorporate an EEO clause into each union agreement to the end that such union will be contractually bound to refer applicants without regard to their race, color, religion, sex, national origin, age or disability.

c. The contractor is to obtain information as to the referral practices and policies of the labor union except that to the extent such information is within the exclusive possession of the labor union and such labor union refuses to furnish such information to the contractor, the contractor shall so certify to the contracting agency and shall set forth what efforts have been made to obtain such information.

d. In the event the union is unable to provide the contractor with a reasonable flow of referrals within the time limit set forth in the collective bargaining agreement, the contractor will, through independent recruitment efforts, fill the employment vacancies without regard to race, color, religion, sex, national origin, age or disability; making full efforts to obtain qualified and/or qualifiable minorities and women. The failure of a union to provide sufficient referrals (even though it is obligated to provide exclusive referrals under the terms of a collective bargaining agreement) does not relieve the contractor from the requirements of this paragraph. In the event the union referral practice prevents the contractor from meeting the obligations pursuant to Executive Order 11246, as amended, and these special provisions, such contractor shall immediately notify the contracting agency.



**8. Reasonable Accommodation for Applicants / Employees with Disabilities:** The contractor must be familiar with the requirements for and comply with the Americans with Disabilities Act and all rules and regulations established there under. Employers must provide reasonable accommodation in all employment activities unless to do so would cause an undue hardship.

**9. Selection of Subcontractors, Procurement of Materials and Leasing of Equipment:** The contractor shall not discriminate on the grounds of race, color, religion, sex, national origin, age or disability in the selection and retention of subcontractors, including procurement of materials and leases of equipment. The contractor shall take all necessary and reasonable steps to ensure nondiscrimination in the administration of this contract.

a. The contractor shall notify all potential subcontractors and suppliers and lessors of their EEO obligations under this contract.

b. The contractor will use good faith efforts to ensure subcontractor compliance with their EEO obligations.

#### **10. Assurance Required by 49 CFR 26.13(b):**

a. The requirements of 49 CFR Part 26 and the State DOT's U.S. DOT-approved DBE program are incorporated by reference.

b. The contractor or subcontractor shall not discriminate on the basis of race, color, national origin, or sex in the performance of this contract. The contractor shall carry out applicable requirements of 49 CFR Part 26 in the award and administration of DOT-assisted contracts. Failure by the contractor to carry out these requirements is a material breach of this contract, which may result in the termination of this contract or such other remedy as the contracting agency deems appropriate.

**11. Records and Reports:** The contractor shall keep such records as necessary to document compliance with the EEO requirements. Such records shall be retained for a period of three years following the date of the final payment to the contractor for all contract work and shall be available at reasonable times and places for inspection by authorized representatives of the contracting agency and the FHWA.

a. The records kept by the contractor shall document the following:

(1) The number and work hours of minority and non-minority group members and women employed in each work classification on the project;

(2) The progress and efforts being made in cooperation with unions, when applicable, to increase employment opportunities for minorities and women; and

(3) The progress and efforts being made in locating, hiring, training, qualifying, and upgrading minorities and women;

b. The contractors and subcontractors will submit an annual report to the contracting agency each July for the duration of the project, indicating the number of minority, women, and non-minority group employees currently engaged in each work classification required by the contract work. This information is to be reported on [Form FHWA-1391](#). The staffing data should represent the project work force on board in all or any part of the last payroll period preceding the end of July. If on-the-job training is being required by special provision, the contractor will be required to collect and report training data. The employment data should reflect the work force on board during all or any part of the last payroll period preceding the end of July.

### **III. NONSEGREGATED FACILITIES**

This provision is applicable to all Federal-aid construction contracts and to all related construction subcontracts of \$10,000 or more.

The contractor must ensure that facilities provided for employees are provided in such a manner that segregation on the basis of race, color,

religion, sex, or national origin cannot result. The contractor may neither require such segregated use by written or oral policies nor tolerate such use by employee custom. The contractor's obligation extends further to ensure that its employees are not assigned to perform their services at any location, under the contractor's control, where the facilities are segregated. The term "facilities" includes waiting rooms, work areas, restaurants and other eating areas, time clocks, restrooms, washrooms, locker rooms, and other storage or dressing areas, parking lots, drinking fountains, recreation or entertainment areas, transportation, and housing provided for employees. The contractor shall provide separate or single-user restrooms and necessary dressing or sleeping areas to assure privacy between sexes.

### **IV. Davis-Bacon and Related Act Provisions**

This section is applicable to all Federal-aid construction projects exceeding \$2,000 and to all related subcontracts and lower-tier subcontracts (regardless of subcontract size). The requirements apply to all projects located within the right-of-way of a roadway that is functionally classified as Federal-aid highway. This excludes roadways functionally classified as local roads or rural minor collectors, which are exempt. Contracting agencies may elect to apply these requirements to other projects.

The following provisions are from the U.S. Department of Labor regulations in 29 CFR 5.5 "Contract provisions and related matters" with minor revisions to conform to the FHWA-1273 format and FHWA program requirements.

#### **1. Minimum wages**

a. All laborers and mechanics employed or working upon the site of the work, will be paid unconditionally and not less often than once a week, and without subsequent deduction or rebate on any account (except such payroll deductions as are permitted by regulations issued by the Secretary of Labor under the Copeland Act (29 CFR part 3)), the full amount of wages and bona fide fringe benefits (or cash equivalents thereof) due at time of payment computed at rates not less than those contained in the wage determination of the Secretary of Labor which is attached hereto and made a part hereof, regardless of any contractual relationship which may be alleged to exist between the contractor and such laborers and mechanics.

Contributions made or costs reasonably anticipated for bona fide fringe benefits under section 1(b)(2) of the Davis-Bacon Act on behalf of laborers or mechanics are considered wages paid to such laborers or mechanics, subject to the provisions of paragraph 1.d. of this section; also, regular contributions made or costs incurred for more than a weekly period (but not less often than quarterly) under plans, funds, or programs which cover the particular weekly period, are deemed to be constructively made or incurred during such weekly period. Such laborers and mechanics shall be paid the appropriate wage rate and fringe benefits on the wage determination for the classification of work actually performed, without regard to skill, except as provided in 29 CFR 5.5(a)(4). Laborers or mechanics performing work in more than one classification may be compensated at the rate specified for each classification for the time actually worked therein: Provided, That the employer's payroll records accurately set forth the time spent in each classification in which work is performed. The wage determination (including any additional classification and wage rates conformed under paragraph 1.b. of this section) and the Davis-Bacon poster (WH-1321) shall be posted at all times by the contractor and its subcontractors at the site of the work in a prominent and accessible place where it can be easily seen by the workers.

b.(1) The contracting officer shall require that any class of laborers or mechanics, including helpers, which is not listed in the wage determination and which is to be employed under the contract shall be classified in conformance with the wage determination. The contracting officer shall approve an additional classification and wage rate and fringe benefits therefore only when the following criteria have been met:

(i) The work to be performed by the classification requested is not performed by a classification in the wage determination; and

(ii) The classification is utilized in the area by the construction industry; and

(iii) The proposed wage rate, including any bona fide fringe benefits, bears a reasonable relationship to the wage rates contained in the wage determination.

(2) If the contractor and the laborers and mechanics to be employed in the classification (if known), or their representatives, and the contracting officer agree on the classification and wage rate (including the amount designated for fringe benefits where appropriate), a report of the action taken shall be sent by the contracting officer to the Administrator of the Wage and Hour Division, Employment Standards Administration, U.S. Department of Labor, Washington, DC 20210. The Administrator, or an authorized representative, will approve, modify, or disapprove every additional classification action within 30 days of receipt and so advise the contracting officer or will notify the contracting officer within the 30-day period that additional time is necessary.

(3) In the event the contractor, the laborers or mechanics to be employed in the classification or their representatives, and the contracting officer do not agree on the proposed classification and wage rate (including the amount designated for fringe benefits, where appropriate), the contracting officer shall refer the questions, including the views of all interested parties and the recommendation of the contracting officer, to the Wage and Hour Administrator for determination. The Wage and Hour Administrator, or an authorized representative, will issue a determination within 30 days of receipt and so advise the contracting officer or will notify the contracting officer within the 30-day period that additional time is necessary.

(4) The wage rate (including fringe benefits where appropriate) determined pursuant to paragraphs 1.b.(2) or 1.b.(3) of this section, shall be paid to all workers performing work in the classification under this contract from the first day on which work is performed in the classification.

c. Whenever the minimum wage rate prescribed in the contract for a class of laborers or mechanics includes a fringe benefit which is not expressed as an hourly rate, the contractor shall either pay the benefit as stated in the wage determination or shall pay another bona fide fringe benefit or an hourly cash equivalent thereof.

d. If the contractor does not make payments to a trustee or other third person, the contractor may consider as part of the wages of any laborer or mechanic the amount of any costs reasonably anticipated in providing bona fide fringe benefits under a plan or program. Provided, That the Secretary of Labor has found, upon the written request of the contractor, that the applicable standards of the Davis-Bacon Act have been met. The Secretary of Labor may require the contractor to set aside in a separate account assets for the meeting of obligations under the plan or program.

## 2. Withholding

The contracting agency shall upon its own action or upon written request of an authorized representative of the Department of Labor, withhold or cause to be withheld from the contractor under this contract, or any other Federal contract with the same prime contractor, or any other federally-assisted contract subject to Davis-Bacon prevailing wage requirements, which is held by the same prime contractor, so much of the accrued payments or advances as may be considered necessary to pay laborers and mechanics, including apprentices, trainees, and helpers, employed by the contractor or any subcontractor the full amount of wages required by the contract. In the event of failure to pay any laborer or mechanic, including any apprentice, trainee, or helper, employed or working on the site of the work, all or part of the wages required by the contract, the contracting agency may, after written notice to the contractor, take such

action as may be necessary to cause the suspension of any further payment, advance, or guarantee of funds until such violations have ceased.

## 3. Payrolls and basic records

a. Payrolls and basic records relating thereto shall be maintained by the contractor during the course of the work and preserved for a period of three years thereafter for all laborers and mechanics working at the site of the work. Such records shall contain the name, address, and social security number of each such worker, his or her correct classification, hourly rates of wages paid (including rates of contributions or costs anticipated for bona fide fringe benefits or cash equivalents thereof of the types described in section 1(b)(2)(B) of the Davis-Bacon Act), daily and weekly number of hours worked, deductions made and actual wages paid. Whenever the Secretary of Labor has found under 29 CFR 5.5(a)(1)(iv) that the wages of any laborer or mechanic include the amount of any costs reasonably anticipated in providing benefits under a plan or program described in section 1(b)(2)(B) of the Davis-Bacon Act, the contractor shall maintain records which show that the commitment to provide such benefits is enforceable, that the plan or program is financially responsible, and that the plan or program has been communicated in writing to the laborers or mechanics affected, and records which show the costs anticipated or the actual cost incurred in providing such benefits. Contractors employing apprentices or trainees under approved programs shall maintain written evidence of the registration of apprenticeship programs and certification of trainee programs, the registration of the apprentices and trainees, and the ratios and wage rates prescribed in the applicable programs.

b. (1) The contractor shall submit weekly for each week in which any contract work is performed a copy of all payrolls to the contracting agency. The payrolls submitted shall set out accurately and completely all of the information required to be maintained under 29 CFR 5.5(a)(3)(i), except that full social security numbers and home addresses shall not be included on weekly transmittals. Instead the payrolls shall only need to include an individually identifying number for each employee (e.g., the last four digits of the employee's social security number). The required weekly payroll information may be submitted in any form desired. Optional Form WH-347 is available for this purpose from the Wage and Hour Division Web site at <http://www.dol.gov/esa/whd/forms/wh347instr.htm> or its successor site. The prime contractor is responsible for the submission of copies of payrolls by all subcontractors. Contractors and subcontractors shall maintain the full social security number and current address of each covered worker, and shall provide them upon request to the contracting agency for transmission to the State DOT, the FHWA or the Wage and Hour Division of the Department of Labor for purposes of an investigation or audit of compliance with prevailing wage requirements. It is not a violation of this section for a prime contractor to require a subcontractor to provide addresses and social security numbers to the prime contractor for its own records, without weekly submission to the contracting agency..

(2) Each payroll submitted shall be accompanied by a "Statement of Compliance," signed by the contractor or subcontractor or his or her agent who pays or supervises the payment of the persons employed under the contract and shall certify the following:

(i) That the payroll for the payroll period contains the information required to be provided under §5.5 (a)(3)(ii) of Regulations, 29 CFR part 5, the appropriate information is being maintained under §5.5 (a)(3)(i) of Regulations, 29 CFR part 5, and that such information is correct and complete;

(ii) That each laborer or mechanic (including each helper, apprentice, and trainee) employed on the contract during the payroll period has been paid the full weekly wages earned, without rebate, either directly or indirectly, and that no deductions have been made either directly or indirectly from the full wages earned, other than permissible deductions as set forth in Regulations, 29 CFR part 3;

(iii) That each laborer or mechanic has been paid not less than the applicable wage rates and fringe benefits or cash equivalents for the classification of work performed, as specified in the applicable wage determination incorporated into the contract.

(3) The weekly submission of a properly executed certification set forth on the reverse side of Optional Form WH-347 shall satisfy the requirement for submission of the "Statement of Compliance" required by paragraph 3.b.(2) of this section.

(4) The falsification of any of the above certifications may subject the contractor or subcontractor to civil or criminal prosecution under section 1001 of title 18 and section 231 of title 31 of the United States Code.

c. The contractor or subcontractor shall make the records required under paragraph 3.a. of this section available for inspection, copying, or transcription by authorized representatives of the contracting agency, the State DOT, the FHWA, or the Department of Labor, and shall permit such representatives to interview employees during working hours on the job. If the contractor or subcontractor fails to submit the required records or to make them available, the FHWA may, after written notice to the contractor, the contracting agency or the State DOT, take such action as may be necessary to cause the suspension of any further payment, advance, or guarantee of funds. Furthermore, failure to submit the required records upon request or to make such records available may be grounds for debarment action pursuant to 29 CFR 5.12.

#### 4. Apprentices and trainees

##### a. Apprentices (programs of the USDOL).

Apprentices will be permitted to work at less than the predetermined rate for the work they performed when they are employed pursuant to and individually registered in a bona fide apprenticeship program registered with the U.S. Department of Labor, Employment and Training Administration, Office of Apprenticeship Training, Employer and Labor Services, or with a State Apprenticeship Agency recognized by the Office, or if a person is employed in his or her first 90 days of probationary employment as an apprentice in such an apprenticeship program, who is not individually registered in the program, but who has been certified by the Office of Apprenticeship Training, Employer and Labor Services or a State Apprenticeship Agency (where appropriate) to be eligible for probationary employment as an apprentice.

The allowable ratio of apprentices to journeymen on the job site in any craft classification shall not be greater than the ratio permitted to the contractor as to the entire work force under the registered program. Any worker listed on a payroll at an apprentice wage rate, who is not registered or otherwise employed as stated above, shall be paid not less than the applicable wage rate on the wage determination for the classification of work actually performed. In addition, any apprentice performing work on the job site in excess of the ratio permitted under the registered program shall be paid not less than the applicable wage rate on the wage determination for the work actually performed. Where a contractor is performing construction on a project in a locality other than that in which its program is registered, the ratios and wage rates (expressed in percentages of the journeyman's hourly rate) specified in the contractor's or subcontractor's registered program shall be observed.

Every apprentice must be paid at not less than the rate specified in the registered program for the apprentice's level of progress, expressed as a percentage of the journeymen hourly rate specified in the applicable wage determination. Apprentices shall be paid fringe benefits in accordance with the provisions of the apprenticeship program. If the apprenticeship program does not specify fringe benefits, apprentices must be paid the full amount of fringe benefits listed on the wage determination for the applicable classification. If the Administrator determines that a different practice prevails for the applicable apprentice classification, fringes shall be paid in accordance with that determination.

In the event the Office of Apprenticeship Training, Employer and Labor Services, or a State Apprenticeship Agency recognized by the Office, withdraws approval of an apprenticeship program, the contractor will no longer be permitted to utilize apprentices at less than the applicable predetermined rate for the work performed until an acceptable program is approved.

##### b. Trainees (programs of the USDOL).

Except as provided in 29 CFR 5.16, trainees will not be permitted to work at less than the predetermined rate for the work performed unless they are employed pursuant to and individually registered in a program which has received prior approval, evidenced by formal certification by the U.S. Department of Labor, Employment and Training Administration.

The ratio of trainees to journeymen on the job site shall not be greater than permitted under the plan approved by the Employment and Training Administration.

Every trainee must be paid at not less than the rate specified in the approved program for the trainee's level of progress, expressed as a percentage of the journeyman hourly rate specified in the applicable wage determination. Trainees shall be paid fringe benefits in accordance with the provisions of the trainee program. If the trainee program does not mention fringe benefits, trainees shall be paid the full amount of fringe benefits listed on the wage determination unless the Administrator of the Wage and Hour Division determines that there is an apprenticeship program associated with the corresponding journeyman wage rate on the wage determination which provides for less than full fringe benefits for apprentices. Any employee listed on the payroll at a trainee rate who is not registered and participating in a training plan approved by the Employment and Training Administration shall be paid not less than the applicable wage rate on the wage determination for the classification of work actually performed. In addition, any trainee performing work on the job site in excess of the ratio permitted under the registered program shall be paid not less than the applicable wage rate on the wage determination for the work actually performed.

In the event the Employment and Training Administration withdraws approval of a training program, the contractor will no longer be permitted to utilize trainees at less than the applicable predetermined rate for the work performed until an acceptable program is approved.

c. Equal employment opportunity. The utilization of apprentices, trainees and journeymen under this part shall be in conformity with the equal employment opportunity requirements of Executive Order 11246, as amended, and 29 CFR part 30.

##### d. Apprentices and Trainees (programs of the U.S. DOT).

Apprentices and trainees working under apprenticeship and skill training programs which have been certified by the Secretary of Transportation as promoting EEO in connection with Federal-aid highway construction programs are not subject to the requirements of paragraph 4 of this Section IV. The straight time hourly wage rates for apprentices and trainees under such programs will be established by the particular programs. The ratio of apprentices and trainees to journeymen shall not be greater than permitted by the terms of the particular program.

**5. Compliance with Copeland Act requirements.** The contractor shall comply with the requirements of 29 CFR part 3, which are incorporated by reference in this contract.

**6. Subcontracts.** The contractor or subcontractor shall insert Form FHWA-1273 in any subcontracts and also require the subcontractors to include Form FHWA-1273 in any lower tier subcontracts. The prime contractor shall be responsible for the compliance by any subcontractor or lower tier subcontractor with all the contract clauses in 29 CFR 5.5.

**7. Contract termination: debarment.** A breach of the contract clauses in 29 CFR 5.5 may be grounds for termination of the contract, and for

debarment as a contractor and a subcontractor as provided in 29 CFR 5.12.

**8. Compliance with Davis-Bacon and Related Act requirements.** All rulings and interpretations of the Davis-Bacon and Related Acts contained in 29 CFR parts 1, 3, and 5 are herein incorporated by reference in this contract.

**9. Disputes concerning labor standards.** Disputes arising out of the labor standards provisions of this contract shall not be subject to the general disputes clause of this contract. Such disputes shall be resolved in accordance with the procedures of the Department of Labor set forth in 29 CFR parts 5, 6, and 7. Disputes within the meaning of this clause include disputes between the contractor (or any of its subcontractors) and the contracting agency, the U.S. Department of Labor, or the employees or their representatives.

#### **10. Certification of eligibility.**

a. By entering into this contract, the contractor certifies that neither it (nor he or she) nor any person or firm who has an interest in the contractor's firm is a person or firm ineligible to be awarded Government contracts by virtue of section 3(a) of the Davis-Bacon Act or 29 CFR 5.12(a)(1).

b. No part of this contract shall be subcontracted to any person or firm ineligible for award of a Government contract by virtue of section 3(a) of the Davis-Bacon Act or 29 CFR 5.12(a)(1).

c. The penalty for making false statements is prescribed in the U.S. Criminal Code, 18 U.S.C. 1001.

#### **V. CONTRACT WORK HOURS AND SAFETY STANDARDS ACT**

The following clauses apply to any Federal-aid construction contract in an amount in excess of \$100,000 and subject to the overtime provisions of the Contract Work Hours and Safety Standards Act. These clauses shall be inserted in addition to the clauses required by 29 CFR 5.5(a) or 29 CFR 4.6. As used in this paragraph, the terms laborers and mechanics include watchmen and guards.

**1. Overtime requirements.** No contractor or subcontractor contracting for any part of the contract work which may require or involve the employment of laborers or mechanics shall require or permit any such laborer or mechanic in any workweek in which he or she is employed on such work to work in excess of forty hours in such workweek unless such laborer or mechanic receives compensation at a rate not less than one and one-half times the basic rate of pay for all hours worked in excess of forty hours in such workweek.

**2. Violation; liability for unpaid wages; liquidated damages.** In the event of any violation of the clause set forth in paragraph (1.) of this section, the contractor and any subcontractor responsible therefor shall be liable for the unpaid wages. In addition, such contractor and subcontractor shall be liable to the United States (in the case of work done under contract for the District of Columbia or a territory, to such District or to such territory), for liquidated damages. Such liquidated damages shall be computed with respect to each individual laborer or mechanic, including watchmen and guards, employed in violation of the clause set forth in paragraph (1.) of this section, in the sum of \$10 for each calendar day on which such individual was required or permitted to work in excess of the standard workweek of forty hours without payment of the overtime wages required by the clause set forth in paragraph (1.) of this section.

**3. Withholding for unpaid wages and liquidated damages.** The FHWA or the contacting agency shall upon its own action or upon written request of an authorized representative of the Department of Labor withhold or cause to be withheld, from any moneys payable on account of work performed by the contractor or subcontractor under any such

contract or any other Federal contract with the same prime contractor, or any other federally-assisted contract subject to the Contract Work Hours and Safety Standards Act, which is held by the same prime contractor, such sums as may be determined to be necessary to satisfy any liabilities of such contractor or subcontractor for unpaid wages and liquidated damages as provided in the clause set forth in paragraph (2.) of this section.

**4. Subcontracts.** The contractor or subcontractor shall insert in any subcontracts the clauses set forth in paragraph (1.) through (4.) of this section and also a clause requiring the subcontractors to include these clauses in any lower tier subcontracts. The prime contractor shall be responsible for compliance by any subcontractor or lower tier subcontractor with the clauses set forth in paragraphs (1.) through (4.) of this section.

#### **VI. SUBLETTING OR ASSIGNING THE CONTRACT**

This provision is applicable to all Federal-aid construction contracts on the National Highway System.

1. The contractor shall perform with its own organization contract work amounting to not less than 30 percent (or a greater percentage if specified elsewhere in the contract) of the total original contract price, excluding any specialty items designated by the contracting agency. Specialty items may be performed by subcontract and the amount of any such specialty items performed may be deducted from the total original contract price before computing the amount of work required to be performed by the contractor's own organization (23 CFR 635.116).

a. The term "perform work with its own organization" refers to workers employed or leased by the prime contractor, and equipment owned or rented by the prime contractor, with or without operators. Such term does not include employees or equipment of a subcontractor or lower tier subcontractor, agents of the prime contractor, or any other assignees. The term may include payments for the costs of hiring leased employees from an employee leasing firm meeting all relevant Federal and State regulatory requirements. Leased employees may only be included in this term if the prime contractor meets all of the following conditions:

(1) the prime contractor maintains control over the supervision of the day-to-day activities of the leased employees;

(2) the prime contractor remains responsible for the quality of the work of the leased employees;

(3) the prime contractor retains all power to accept or exclude individual employees from work on the project; and

(4) the prime contractor remains ultimately responsible for the payment of predetermined minimum wages, the submission of payrolls, statements of compliance and all other Federal regulatory requirements.

b. "Specialty Items" shall be construed to be limited to work that requires highly specialized knowledge, abilities, or equipment not ordinarily available in the type of contracting organizations qualified and expected to bid or propose on the contract as a whole and in general are to be limited to minor components of the overall contract.

2. The contract amount upon which the requirements set forth in paragraph (1) of Section VI is computed includes the cost of material and manufactured products which are to be purchased or produced by the contractor under the contract provisions.

3. The contractor shall furnish (a) a competent superintendent or supervisor who is employed by the firm, has full authority to direct performance of the work in accordance with the contract requirements, and is in charge of all construction operations (regardless of who performs the work) and (b) such other of its own organizational resources (supervision, management, and engineering services) as the contracting officer determines is necessary to assure the performance of the contract.

4. No portion of the contract shall be sublet, assigned or otherwise disposed of except with the written consent of the contracting officer, or authorized representative, and such consent when given shall not be construed to relieve the contractor of any responsibility for the fulfillment of the contract. Written consent will be given only after the contracting agency has assured that each subcontract is evidenced in writing and that it contains all pertinent provisions and requirements of the prime contract.

5. The 30% self-performance requirement of paragraph (1) is not applicable to design-build contracts; however, contracting agencies may establish their own self-performance requirements.

## **VII. SAFETY: ACCIDENT PREVENTION**

This provision is applicable to all Federal-aid construction contracts and to all related subcontracts.

1. In the performance of this contract the contractor shall comply with all applicable Federal, State, and local laws governing safety, health, and sanitation (23 CFR 635). The contractor shall provide all safeguards, safety devices and protective equipment and take any other needed actions as it determines, or as the contracting officer may determine, to be reasonably necessary to protect the life and health of employees on the job and the safety of the public and to protect property in connection with the performance of the work covered by the contract.

2. It is a condition of this contract, and shall be made a condition of each subcontract, which the contractor enters into pursuant to this contract, that the contractor and any subcontractor shall not permit any employee, in performance of the contract, to work in surroundings or under conditions which are unsanitary, hazardous or dangerous to his/her health or safety, as determined under construction safety and health standards (29 CFR 1926) promulgated by the Secretary of Labor, in accordance with Section 107 of the Contract Work Hours and Safety Standards Act (40 U.S.C. 3704).

3. Pursuant to 29 CFR 1926.3, it is a condition of this contract that the Secretary of Labor or authorized representative thereof, shall have right of entry to any site of contract performance to inspect or investigate the matter of compliance with the construction safety and health standards and to carry out the duties of the Secretary under Section 107 of the Contract Work Hours and Safety Standards Act (40 U.S.C.3704).

## **VIII. FALSE STATEMENTS CONCERNING HIGHWAY PROJECTS**

This provision is applicable to all Federal-aid construction contracts and to all related subcontracts.

In order to assure high quality and durable construction in conformity with approved plans and specifications and a high degree of reliability on statements and representations made by engineers, contractors, suppliers, and workers on Federal-aid highway projects, it is essential that all persons concerned with the project perform their functions as carefully, thoroughly, and honestly as possible. Willful falsification, distortion, or misrepresentation with respect to any facts related to the project is a violation of Federal law. To prevent any misunderstanding regarding the seriousness of these and similar acts, Form FHWA-1022 shall be posted on each Federal-aid highway project (23 CFR 635) in one or more places where it is readily available to all persons concerned with the project:

18 U.S.C. 1020 reads as follows:

"Whoever, being an officer, agent, or employee of the United States, or of any State or Territory, or whoever, whether a person, association, firm, or corporation, knowingly makes any false statement, false representation, or false report as to the character, quality, quantity, or cost of the material used or to be used, or the quantity or quality of the work performed or to be performed, or the cost thereof in connection with the submission of plans, maps, specifications, contracts, or costs of construction on any highway or related project submitted for approval to the Secretary of Transportation; or

Whoever knowingly makes any false statement, false representation, false report or false claim with respect to the character, quality, quantity, or cost of any work performed or to be performed, or materials furnished or to be furnished, in connection with the construction of any highway or related project approved by the Secretary of Transportation; or

Whoever knowingly makes any false statement or false representation as to material fact in any statement, certificate, or report submitted pursuant to provisions of the Federal-aid Roads Act approved July 1, 1916, (39 Stat. 355), as amended and supplemented;

Shall be fined under this title or imprisoned not more than 5 years or both."

## **IX. IMPLEMENTATION OF CLEAN AIR ACT AND FEDERAL WATER POLLUTION CONTROL ACT**

This provision is applicable to all Federal-aid construction contracts and to all related subcontracts.

By submission of this bid/proposal or the execution of this contract, or subcontract, as appropriate, the bidder, proposer, Federal-aid construction contractor, or subcontractor, as appropriate, will be deemed to have stipulated as follows:

1. That any person who is or will be utilized in the performance of this contract is not prohibited from receiving an award due to a violation of Section 508 of the Clean Water Act or Section 306 of the Clean Air Act.

2. That the contractor agrees to include or cause to be included the requirements of paragraph (1) of this Section X in every subcontract, and further agrees to take such action as the contracting agency may direct as a means of enforcing such requirements.

## **X. CERTIFICATION REGARDING DEBARMENT, SUSPENSION, INELIGIBILITY AND VOLUNTARY EXCLUSION**

This provision is applicable to all Federal-aid construction contracts, design-build contracts, subcontracts, lower-tier subcontracts, purchase orders, lease agreements, consultant contracts or any other covered transaction requiring FHWA approval or that is estimated to cost \$25,000 or more – as defined in 2 CFR Parts 180 and 1200.

### **1. Instructions for Certification – First Tier Participants:**

a. By signing and submitting this proposal, the prospective first tier participant is providing the certification set out below.

b. The inability of a person to provide the certification set out below will not necessarily result in denial of participation in this covered transaction. The prospective first tier participant shall submit an explanation of why it cannot provide the certification set out below. The certification or explanation will be considered in connection with the department or agency's determination whether to enter into this transaction. However, failure of the prospective first tier participant to furnish a certification or an explanation shall disqualify such a person from participation in this transaction.

c. The certification in this clause is a material representation of fact upon which reliance was placed when the contracting agency determined to enter into this transaction. If it is later determined that the prospective participant knowingly rendered an erroneous certification, in addition to other remedies available to the Federal Government, the contracting agency may terminate this transaction for cause of default.

d. The prospective first tier participant shall provide immediate written notice to the contracting agency to whom this proposal is submitted if any time the prospective first tier participant learns that its certification was erroneous when submitted or has become erroneous by reason of changed circumstances.

e. The terms "covered transaction," "debarred," "suspended," "ineligible," "participant," "person," "principal," and "voluntarily excluded,"

as used in this clause, are defined in 2 CFR Parts 180 and 1200. "First Tier Covered Transactions" refers to any covered transaction between a grantee or subgrantee of Federal funds and a participant (such as the prime or general contract). "Lower Tier Covered Transactions" refers to any covered transaction under a First Tier Covered Transaction (such as subcontracts). "First Tier Participant" refers to the participant who has entered into a covered transaction with a grantee or subgrantee of Federal funds (such as the prime or general contractor). "Lower Tier Participant" refers any participant who has entered into a covered transaction with a First Tier Participant or other Lower Tier Participants (such as subcontractors and suppliers).

f. The prospective first tier participant agrees by submitting this proposal that, should the proposed covered transaction be entered into, it shall not knowingly enter into any lower tier covered transaction with a person who is debarred, suspended, declared ineligible, or voluntarily excluded from participation in this covered transaction, unless authorized by the department or agency entering into this transaction.

g. The prospective first tier participant further agrees by submitting this proposal that it will include the clause titled "Certification Regarding Debarment, Suspension, Ineligibility and Voluntary Exclusion-Lower Tier Covered Transactions," provided by the department or contracting agency, entering into this covered transaction, without modification, in all lower tier covered transactions and in all solicitations for lower tier covered transactions exceeding the \$25,000 threshold.

h. A participant in a covered transaction may rely upon a certification of a prospective participant in a lower tier covered transaction that is not debarred, suspended, ineligible, or voluntarily excluded from the covered transaction, unless it knows that the certification is erroneous. A participant is responsible for ensuring that its principals are not suspended, debarred, or otherwise ineligible to participate in covered transactions. To verify the eligibility of its principals, as well as the eligibility of any lower tier prospective participants, each participant may, but is not required to, check the Excluded Parties List System website (<https://www.epls.gov/>), which is compiled by the General Services Administration.

i. Nothing contained in the foregoing shall be construed to require the establishment of a system of records in order to render in good faith the certification required by this clause. The knowledge and information of the prospective participant is not required to exceed that which is normally possessed by a prudent person in the ordinary course of business dealings.

j. Except for transactions authorized under paragraph (f) of these instructions, if a participant in a covered transaction knowingly enters into a lower tier covered transaction with a person who is suspended, debarred, ineligible, or voluntarily excluded from participation in this transaction, in addition to other remedies available to the Federal Government, the department or agency may terminate this transaction for cause or default.

\* \* \* \* \*

## **2. Certification Regarding Debarment, Suspension, Ineligibility and Voluntary Exclusion – First Tier Participants:**

a. The prospective first tier participant certifies to the best of its knowledge and belief, that it and its principals:

(1) Are not presently debarred, suspended, proposed for debarment, declared ineligible, or voluntarily excluded from participating in covered transactions by any Federal department or agency;

(2) Have not within a three-year period preceding this proposal been convicted of or had a civil judgment rendered against them for commission of fraud or a criminal offense in connection with obtaining, attempting to obtain, or performing a public (Federal, State or local) transaction or contract under a public transaction; violation of Federal or State antitrust statutes or commission of embezzlement, theft, forgery, bribery, falsification or destruction of records, making false statements, or receiving stolen property;

(3) Are not presently indicted for or otherwise criminally or civilly charged by a governmental entity (Federal, State or local) with

commission of any of the offenses enumerated in paragraph (a)(2) of this certification; and

(4) Have not within a three-year period preceding this application/proposal had one or more public transactions (Federal, State or local) terminated for cause or default.

b. Where the prospective participant is unable to certify to any of the statements in this certification, such prospective participant shall attach an explanation to this proposal.

### **2. Instructions for Certification - Lower Tier Participants:**

(Applicable to all subcontracts, purchase orders and other lower tier transactions requiring prior FHWA approval or estimated to cost \$25,000 or more - 2 CFR Parts 180 and 1200)

a. By signing and submitting this proposal, the prospective lower tier is providing the certification set out below.

b. The certification in this clause is a material representation of fact upon which reliance was placed when this transaction was entered into. If it is later determined that the prospective lower tier participant knowingly rendered an erroneous certification, in addition to other remedies available to the Federal Government, the department, or agency with which this transaction originated may pursue available remedies, including suspension and/or debarment.

c. The prospective lower tier participant shall provide immediate written notice to the person to which this proposal is submitted if at any time the prospective lower tier participant learns that its certification was erroneous by reason of changed circumstances.

d. The terms "covered transaction," "debarred," "suspended," "ineligible," "participant," "person," "principal," and "voluntarily excluded," as used in this clause, are defined in 2 CFR Parts 180 and 1200. You may contact the person to which this proposal is submitted for assistance in obtaining a copy of those regulations. "First Tier Covered Transactions" refers to any covered transaction between a grantee or subgrantee of Federal funds and a participant (such as the prime or general contract). "Lower Tier Covered Transactions" refers to any covered transaction under a First Tier Covered Transaction (such as subcontracts). "First Tier Participant" refers to the participant who has entered into a covered transaction with a grantee or subgrantee of Federal funds (such as the prime or general contractor). "Lower Tier Participant" refers any participant who has entered into a covered transaction with a First Tier Participant or other Lower Tier Participants (such as subcontractors and suppliers).

e. The prospective lower tier participant agrees by submitting this proposal that, should the proposed covered transaction be entered into, it shall not knowingly enter into any lower tier covered transaction with a person who is debarred, suspended, declared ineligible, or voluntarily excluded from participation in this covered transaction, unless authorized by the department or agency with which this transaction originated.

f. The prospective lower tier participant further agrees by submitting this proposal that it will include this clause titled "Certification Regarding Debarment, Suspension, Ineligibility and Voluntary Exclusion-Lower Tier Covered Transaction," without modification, in all lower tier covered transactions and in all solicitations for lower tier covered transactions exceeding the \$25,000 threshold.

g. A participant in a covered transaction may rely upon a certification of a prospective participant in a lower tier covered transaction that is not debarred, suspended, ineligible, or voluntarily excluded from the covered transaction, unless it knows that the certification is erroneous. A participant is responsible for ensuring that its principals are not suspended, debarred, or otherwise ineligible to participate in covered transactions. To verify the eligibility of its principals, as well as the eligibility of any lower tier prospective participants, each participant may, but is not required to, check the Excluded Parties List System website (<https://www.epls.gov/>), which is compiled by the General Services Administration.

h. Nothing contained in the foregoing shall be construed to require establishment of a system of records in order to render in good faith the

certification required by this clause. The knowledge and information of participant is not required to exceed that which is normally possessed by a prudent person in the ordinary course of business dealings.

i. Except for transactions authorized under paragraph e of these instructions, if a participant in a covered transaction knowingly enters into a lower tier covered transaction with a person who is suspended, debarred, ineligible, or voluntarily excluded from participation in this transaction, in addition to other remedies available to the Federal Government, the department or agency with which this transaction originated may pursue available remedies, including suspension and/or debarment.

\* \* \* \* \*

**Certification Regarding Debarment, Suspension, Ineligibility and Voluntary Exclusion--Lower Tier Participants:**

1. The prospective lower tier participant certifies, by submission of this proposal, that neither it nor its principals is presently debarred, suspended, proposed for debarment, declared ineligible, or voluntarily excluded from participating in covered transactions by any Federal department or agency.

2. Where the prospective lower tier participant is unable to certify to any of the statements in this certification, such prospective participant shall attach an explanation to this proposal.

\* \* \* \* \*

**XI. CERTIFICATION REGARDING USE OF CONTRACT FUNDS FOR LOBBYING**

This provision is applicable to all Federal-aid construction contracts and to all related subcontracts which exceed \$100,000 (49 CFR 20).

1. The prospective participant certifies, by signing and submitting this bid or proposal, to the best of his or her knowledge and belief, that:

a. No Federal appropriated funds have been paid or will be paid, by or on behalf of the undersigned, to any person for influencing or attempting to influence an officer or employee of any Federal agency, a Member of Congress, an officer or employee of Congress, or an employee of a Member of Congress in connection with the awarding of any Federal contract, the making of any Federal grant, the making of any Federal loan, the entering into of any cooperative agreement, and the extension, continuation, renewal, amendment, or modification of any Federal contract, grant, loan, or cooperative agreement.

b. If any funds other than Federal appropriated funds have been paid or will be paid to any person for influencing or attempting to influence an officer or employee of any Federal agency, a Member of Congress, an officer or employee of Congress, or an employee of a Member of Congress in connection with this Federal contract, grant, loan, or cooperative agreement, the undersigned shall complete and submit Standard Form-LLL, "Disclosure Form to Report Lobbying," in accordance with its instructions.

2. This certification is a material representation of fact upon which reliance was placed when this transaction was made or entered into. Submission of this certification is a prerequisite for making or entering into this transaction imposed by 31 U.S.C. 1352. Any person who fails to file the required certification shall be subject to a civil penalty of not less than \$10,000 and not more than \$100,000 for each such failure.

3. The prospective participant also agrees by submitting its bid or proposal that the participant shall require that the language of this certification be included in all lower tier subcontracts, which exceed \$100,000 and that all such recipients shall certify and disclose accordingly.

**MINIMUM WAGES FOR FEDERAL AND FEDERALLY  
ASSISTED CONSTRUCTION CONTRACTS**

This project is funded, in part, with Federal-aid funds and, as such, is subject to the provisions of the Davis-Bacon Act of March 3, 1931, as amended (46 Sta. 1494, as amended, 40 U.S.C. 276a) and of other Federal statutes referred to in a 29 CFR Part 1, Appendix A, as well as such additional statutes as may from time to time be enacted containing provisions for the payment of wages determined to be prevailing by the Secretary of Labor in accordance with the Davis-Bacon Act and pursuant to the provisions of 29 CFR Part 1. The prevailing rates and fringe benefits shown in the General Wage Determination Decisions issued by the U.S. Department of Labor shall, in accordance with the provisions of the foregoing statutes, constitute the minimum wages payable on Federal and federally assisted construction projects to laborers and mechanics of the specified classes engaged on contract work of the character and in the localities described therein.

General Wage Determination Decisions, modifications and supersedes decisions thereto are to be used in accordance with the provisions of 29 CFR Parts 1 and 5. Accordingly, the applicable decision, together with any modifications issued, must be made a part of every contract for performance of the described work within the geographic area indicated as required by an applicable DBRA Federal prevailing wage law and 29 CFR Part 5. The wage rates and fringe benefits contained in the General Wage Determination Decision shall be the minimum paid by contractors and subcontractors to laborers and mechanics.

**NOTICE**

The most current **General Wage Determination Decisions** (wage rates) are available on the IDOT web site. They are located on the Letting and Bidding page at <http://www.dot.state.il.us/desenv/delett.html>.

In addition, ten (10) days prior to the letting, the applicable Federal wage rates will be e-mailed to subscribers. It is recommended that all contractors subscribe to the Federal Wage Rates List or the Contractor's Packet through IDOT's subscription service.

PLEASE NOTE: if you have already subscribed to the Contractor's Packet you will automatically receive the Federal Wage Rates.

The instructions for subscribing are at <http://www.dot.state.il.us/desenv/subsc.html>.

If you have any questions concerning the wage rates, please contact IDOT's Chief Contract Official at 217-782-7806.