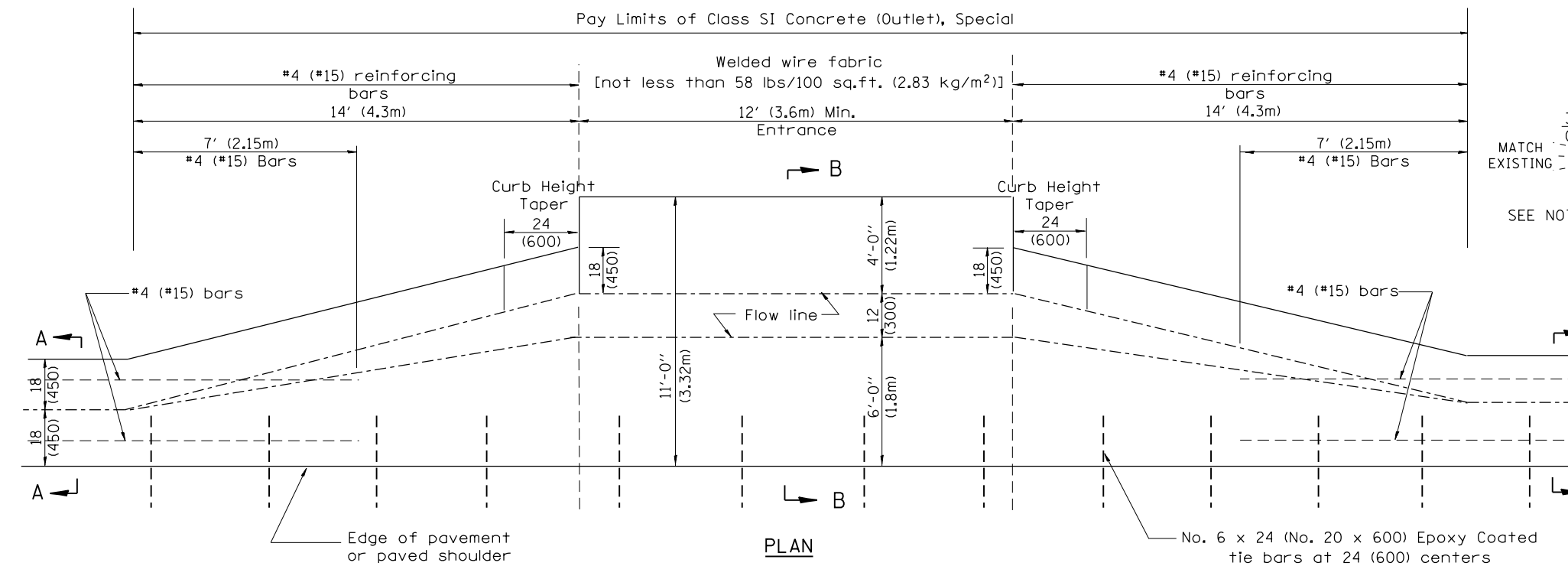


**TYPICAL URBAN ENTRANCE**

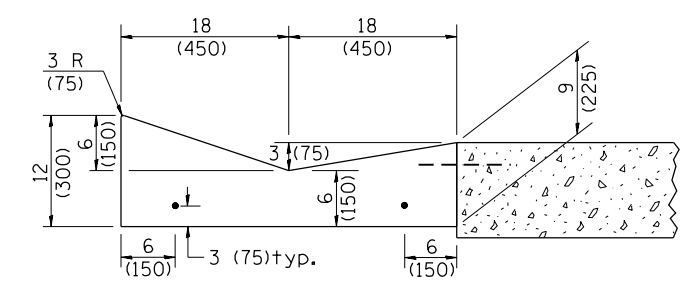


**TYPICAL RURAL ENTRANCE**

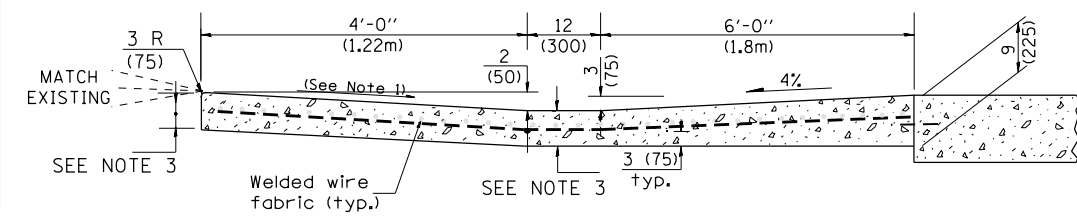
| QUANTITIES  |       |
|-------------|-------|
| CALC. BY:   | DATE: |
| CHECKED BY: | DATE: |

QUANTITY CALCULATIONS ARE ON FILE AT THE DISTRICT 4 OFFICE; BUREAU OF PROJECT IMPLEMENTATION; DOCUMENTATION SECTION

| QUANTITY CALCULATION |   |                                    |                                    |
|----------------------|---|------------------------------------|------------------------------------|
| LOCATION             | LENGTH                                      | NON-COMMERCIAL<br>6 (150)          | COMMERCIAL ENTRANCE<br>8 (200)     |
| Entrance Flare       | 7 Ft (2.15 m) Urban<br>14 Ft (4.30 m) Rural | 0.15 Cu Yd / Ft<br>(0.37 Cu M / M) | 0.18 Cu Yd / Ft<br>(0.45 Cu M / M) |
| Section B-B          | See Plans                                   | 0.23 Cu Yd / Ft<br>(0.57 Cu M / M) | 0.28 Cu Yd / Ft<br>(0.70 Cu M / M) |



**SECTION A-A & C-C**



**SECTION B-B**

- GENERAL NOTES**
- Slope may be increased from 4% (min.) to 6% (max.) in order to match the existing.
  - The cross-slope is to be constructed as given in the plans from back turnout to where driveway matches existing.
  - For Non-Commercial Entrances the driveway thickness shall be 6 (150). For Commercial Entrances the driveway thickness shall be 8 (200).

All dimensions are in inches (millimeters) unless otherwise noted.

**STATE OF ILLINOIS  
DEPARTMENT OF TRANSPORTATION**

**CONCRETE GUTTER, TYPE A, (SPECIAL)  
(INLET, OUTLET & ENTRANCE)**

NOT TO SCALE

SHT. 3 OF 3  
CADD STD. 606101-D4

| F.A.U. RTE. | SECTION | COUNTY | TOTAL SHEETS | SHEET NO. |
|-------------|---------|--------|--------------|-----------|
| 6658        | 10N     | PEORIA | 120          | 84        |

CONTRACT NO. 68A70  
ILLINOIS FED. AID PROJECT