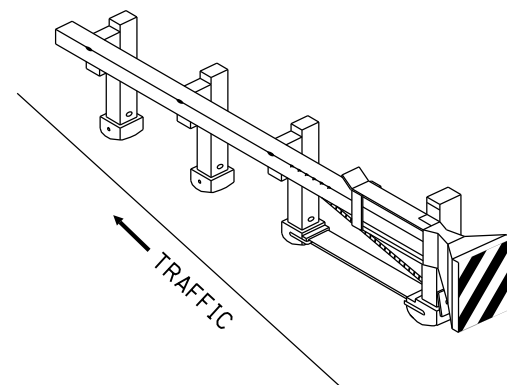
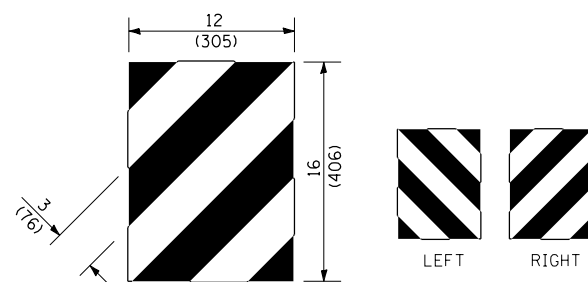


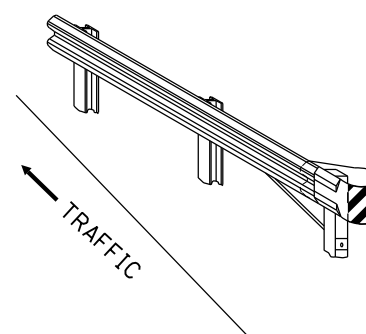
For Traffic Barrier Terminal Type 1 (Special)



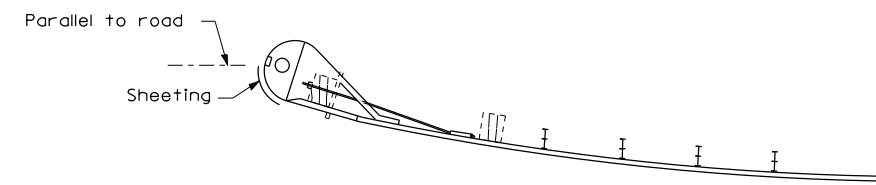
Standard Treatment - Direct Applied Sheeting
Traffic Barrier Terminal Type 1 (Special)



For Traffic Barrier Terminal Type (*)
and Post Mount
• See Plans for Type



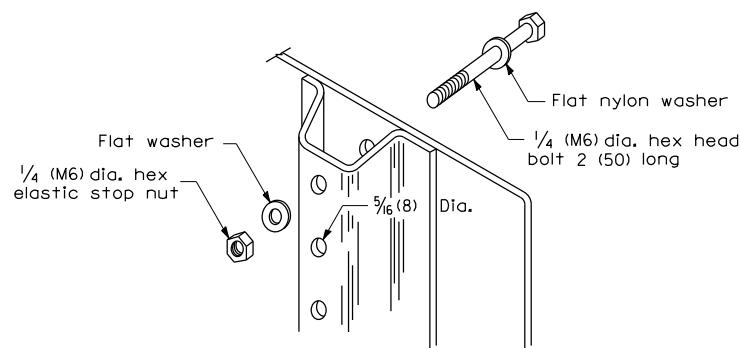
Standard Treatment - Direct Applied Sheeting
Traffic Barrier Terminal Type (*)
• See Plans for Type



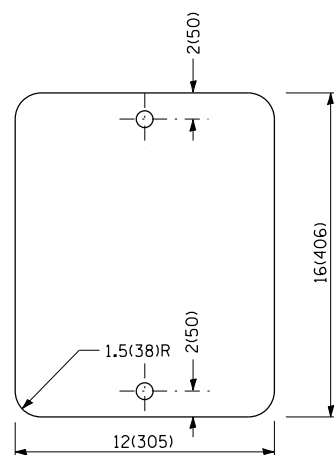
Sheeting Position for
Traffic Barrier Terminal Type (*)
• See Plans for Type

TERMINAL MARKER DETAILS

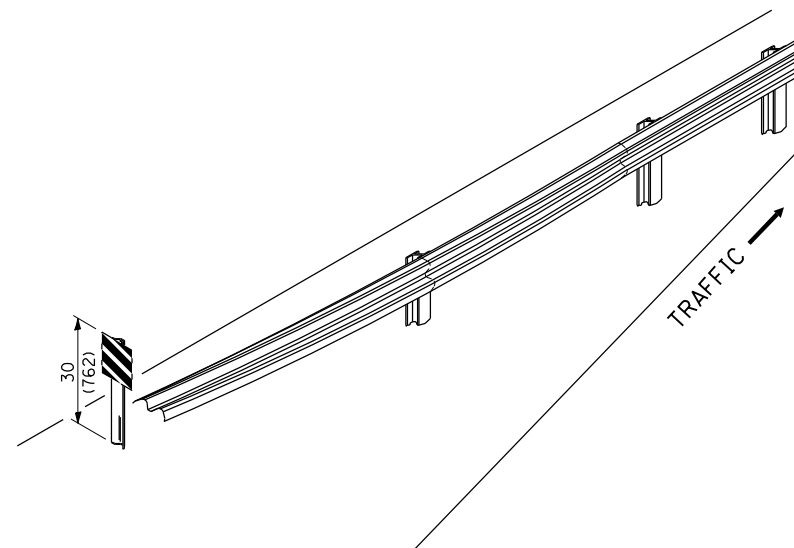
- Color: Black / Yellow reflectorized
- OM - I100 (L or R) Direct applied reflective sheeting
- OM - I200 (L or R) Post mounted



DETAIL OF MOUNTING TERMINAL MARKER TO POST



STANDARD TERMINAL MARKER



ALTERNATE TREATMENT - POST MOUNTED
(For turned-down terminal where sheeting cannot be direct applied)

POST MOUNTED TERMINAL MARKER ASSEMBLY

TERMINAL MARKER TREATMENTS

GENERAL NOTES

All dimensions are in inches (millimeters) unless otherwise noted.

--	--	--	--	--	--	--	--	--	--

STATE OF ILLINOIS
DEPARTMENT OF TRANSPORTATION

GUARDRAIL AND BARRIER WALL DELINEATION

NOT TO SCALE

SHT. 2 OF 3
CADD STD. 635101-D4

F.A.P. RTE.	SECTION	COUNTY	TOTAL SHEETS	SHEET NO.
693	120N	TAZEWELL	51	48
FED. ROAD DIST. NO.			ILLINOIS FED. AID PROJECT	

CONTRACT NO. 68B05