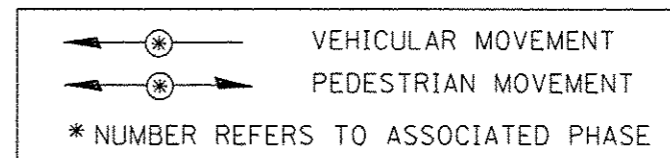
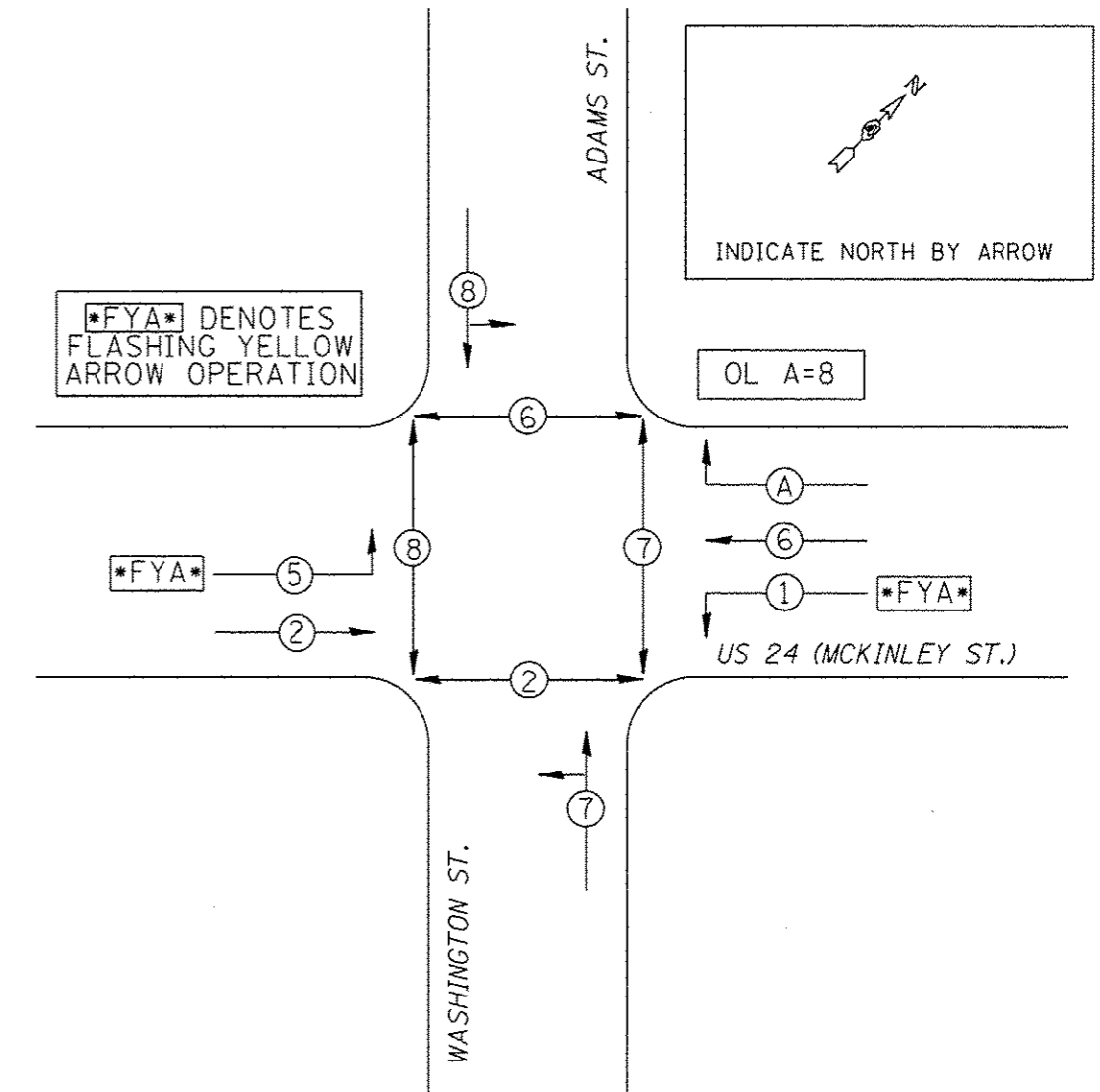
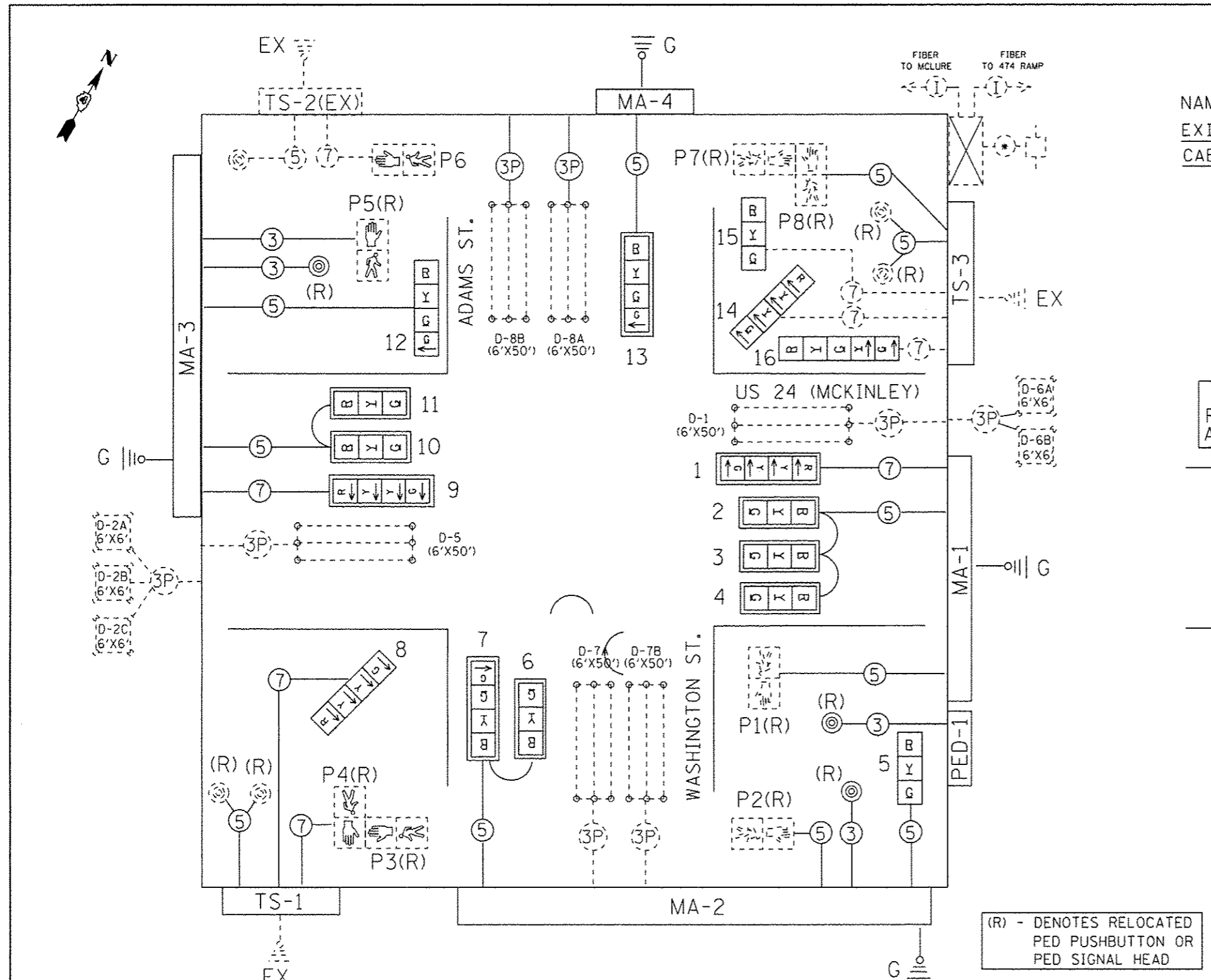


PROPOSED PHASE DIAGRAM

NAME OF INTERSECTION US 24 (MCKINLEY) & ADAMS/WASHINGTON  
 EXISTING CONTROLLER: FAC (TS-2 TYPE 2) IN TYPE V  
 CABINET, TS-1 BACKPANEL



ALL PROPOSED TRAFFIC SIGNAL MAST ARMS, CABINETS, HANDHOLES (LIDS AND FRAMES), AND EXPOSED METALLIC CONDUITS SHALL BE GROUNDED AND SAFETY BONDED IN ACCORDANCE WITH NEC REQUIREMENTS. EXISTING GROUND SAFETY BONDS SHALL BE REUSED WHENEVER POSSIBLE.



(R) - DENOTES RELOCATED PED PUSHBUTTON OR PED SIGNAL HEAD

TRAFFIC SIGNALS LEGEND

- EX. CONTROLLER (SIGNAL)
- PROP. 3 SEC. SIG HEAD W/BACKPLATE
- PROP. 3 SEC. SIGNAL HEAD
- EX. PEDESTRIAN SIGNAL HEAD
- EX. PEDESTRIAN PUSHBUTTON
- EX. #18 3-PR DETECTOR CABLE
- EX. 5/C NO. 14 SIGNAL CABLE
- EX. 7/C NO. 14 SIGNAL CABLE
- PROP. 5/C NO. 14 SIGNAL CABLE
- PROP. 7/C NO. 14 SIGNAL CABLE
- EX. DETECTOR LOOP (6'X6')
- EX. DETECTOR LOOP (QUADRAPOLE)
- EX. SERVICE INSTALLATION
- EX. GROUND/SAFETY BOND
- PROP. GROUND/SAFETY BOND