

GENERAL NOTES

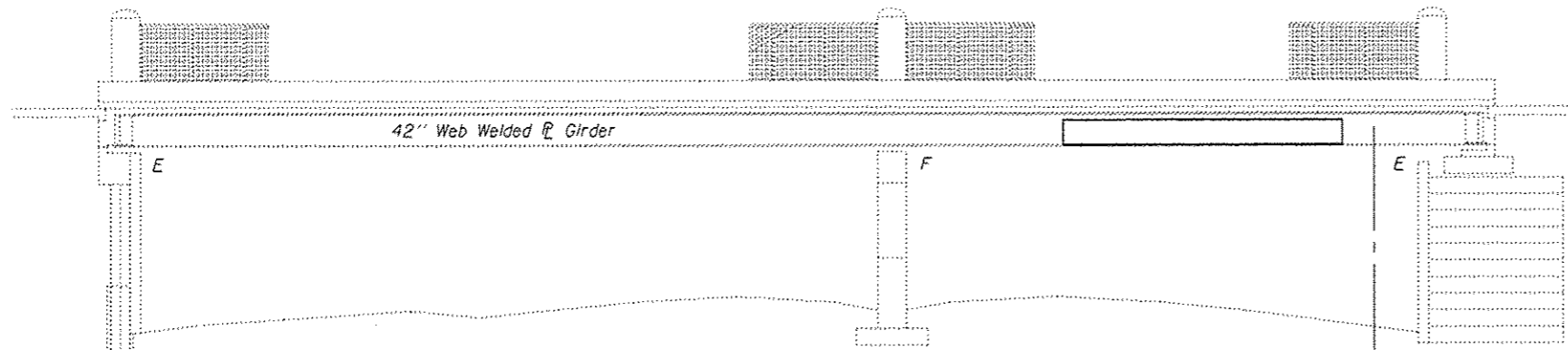
All structural steel shall conform to AASHTO Classification M-270 Gr. 50, unless otherwise noted.
 Calculated weight of Structural Steel = 22,120 lbs.
 Fasteners shall be high strength bolts. Bolts $\frac{7}{8}$ " ϕ , open holes $\frac{15}{16}$ " ϕ , unless otherwise noted.

Plan dimensions and details relative to existing plans are subject to nominal construction variations. The Contractor shall field verify existing dimensions and details affecting new construction and make necessary approved adjustments prior to construction or ordering of materials. Such variations shall not be cause for additional compensation for a change in scope of the work, however, the Contractor will be paid for the quantity actually furnished at the unit price bid for the work.

Existing structural steel that will be in contact with new structural steel shall be cleaned and painted prior to erection as required by the Special Provision "Cleaning and Painting Contact Surface Areas of Existing Steel Structures".

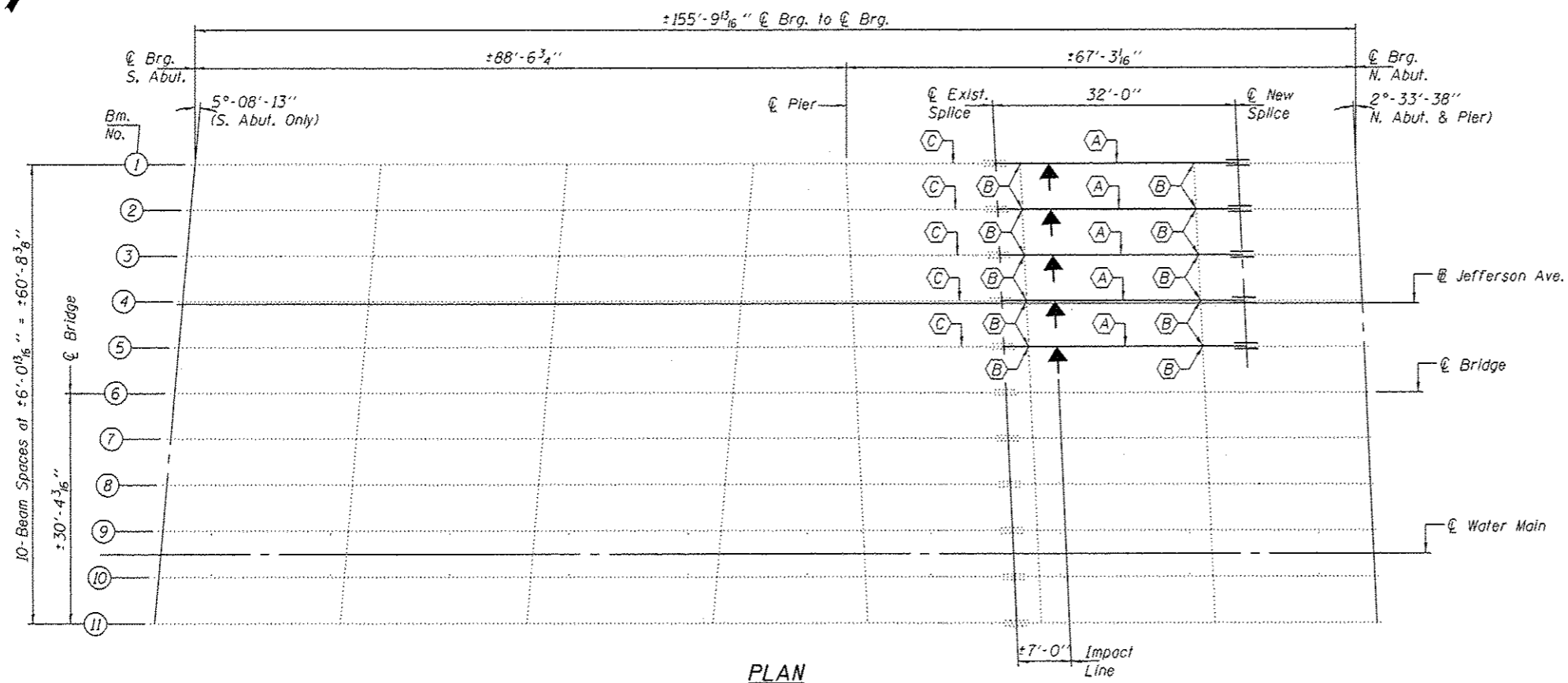
Load carrying components designated "NTR" shall conform to the Supplemental Requirements for Notch Toughness, Zone 2.

The Organic Zinc Rich Primer/Epoxy/Urethane paint system shall be used for painting of new structural steel except where otherwise noted. The entire system shall be shop applied, with the exception that the exterior surfaces and bottom of the bottom flange of the fascia beams, masked off connection surfaces, and field installed fasteners, all of which shall be touched up and finish coated in the field. The color of the final finish coat for all steel surfaces shall be gray, Munsell No. 5B 7/1. See Special Provision for "Cleaning and Painting New Metal Structures".

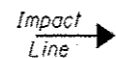


ELEVATION

Temporary shoring may be required to facilitate alignment of existing splice. Use 12" x 12" Timbers or HP's to be paid for as Temporary Shoring and Cribbing.



PLAN



- (A) - Partial beam removal and replacement.
- (B) - Remove diaphragm connector \square and replace with angle.
- (C) - Straighten portion of beam to remain.

Note:
 Dimensions have been converted from existing metric plans.
 The Contractor shall field verify all measurements prior to ordering of materials.



TOTAL BILL OF MATERIAL

ITEM	UNIT	QUANTITY
Furnishing Structural Steel	LS	1.65