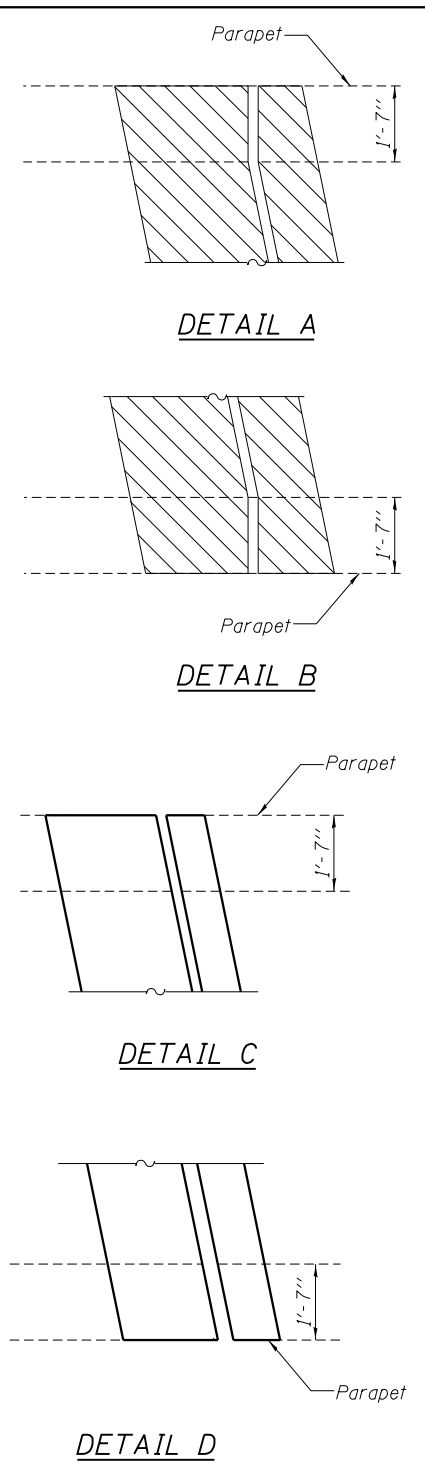
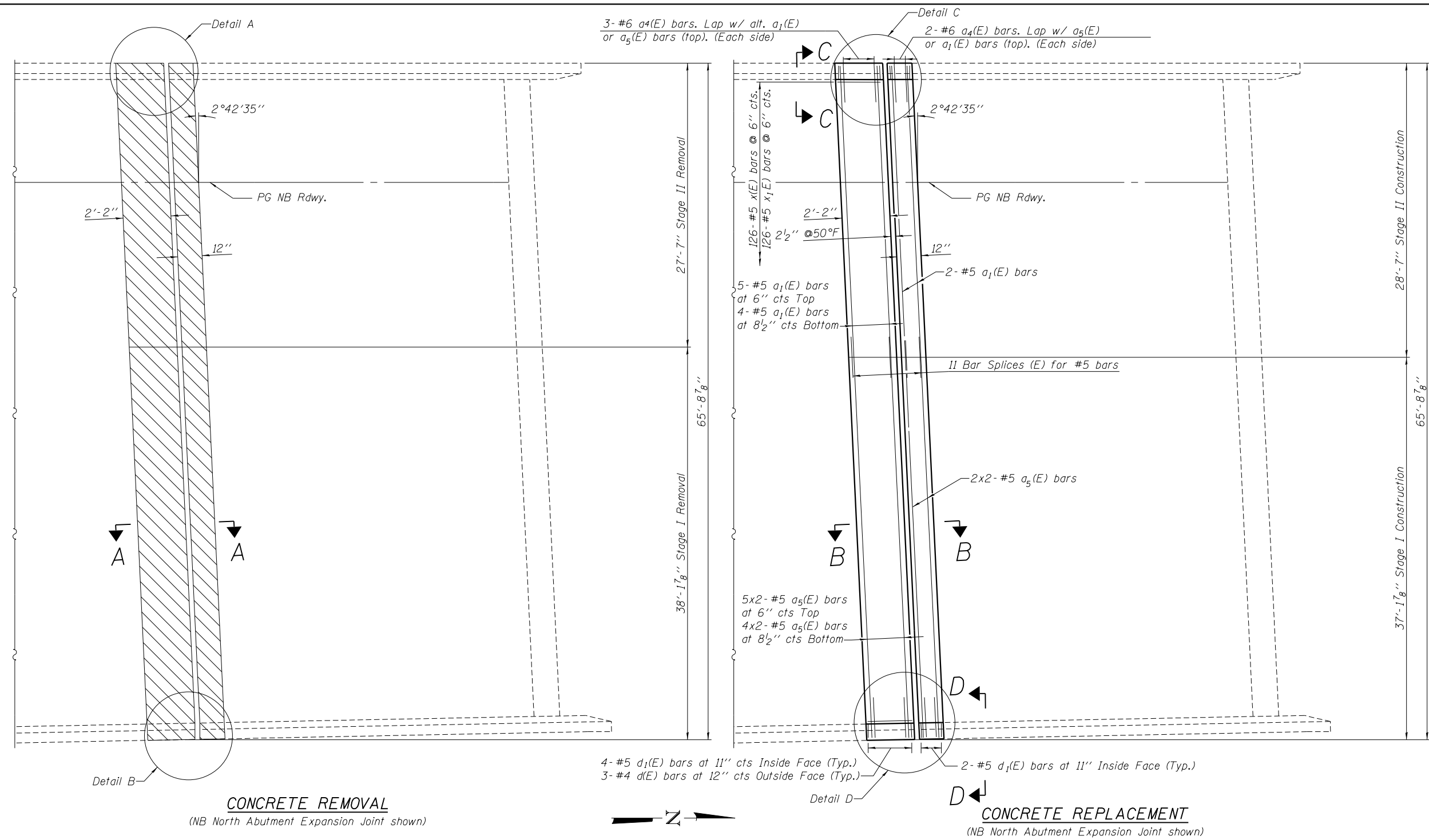


3/25/2013 3:49:22 PM - G:\S1\2\0001\North Bridge\CAD\sheets\Bridge_0220-0221\0600221-76F10-07-North Exp. Jt.dgn



CONCRETE REMOVAL
(NB North Abutment Expansion Joint shown)

CONCRETE REPLACEMENT
(NB North Abutment Expansion Joint shown)

MIN. LAP
#5 Bar 2'-7" Min. Lap.

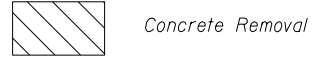
- NOTES:**
- Existing reinforcement extending into the removal area shall be cleaned, straightened and incorporated into the new construction. Any reinforcement bars that are damaged during concrete removal shall be replaced with an approved bar splicer or anchorage system. Cost shall be included with Concrete Removal.
 - Trim existing reinforcement to accommodate proposed expansion joint.
 - See sheet 12 for section A-A, B-B, C-C and D-D.
 - Bars indicated thus: "4x2-#5 etc...", indicates 4 lines of bars with 2 lengths per line.

BILL OF MATERIAL

| Item | Unit | Total |
|-------------------------|---------|-------|
| Concrete Removal | Cu. Yd. | 7.8 |
| Concrete Superstructure | Cu. Yd. | 7.8 |
| * Protective Coat | Sq. Yd. | 24.6 |

*Applied on new concrete only.

LEGEND



FILE NAME = 0600221-76F10-07-North Exp. Jt.dgn



| | | |
|---------------------------|----------------|-----------|
| USER NAME = ghowley | DESIGNED - SDG | REVISED - |
| PLOT SCALE = 1/8" = 1'-0" | CHECKED - FAS | REVISED - |
| PLOT DATE = 3/25/2013 | DRAWN - IK | REVISED - |
| | CHECKED - SDG | REVISED - |

**STATE OF ILLINOIS
DEPARTMENT OF TRANSPORTATION**

**NORTH ABUTMENT EXPANSION JOINT CONCRETE
REMOVAL AND REPLACEMENT
STRUCTURE NO. 060-0221 N.B.**
SHEET NO. 7 OF 19 SHEETS

| | | | | |
|-------------|---------------|---------|--------------------|-----------|
| F.A.I. RTE. | SECTION | COUNTY | TOTAL SHEETS | SHEET NO. |
| 255 | 60-(8,9) RS-1 | MADISON | 206 | 157 |
| | | | CONTRACT NO. 76F10 | |

ILLINOIS FED. AID PROJECT