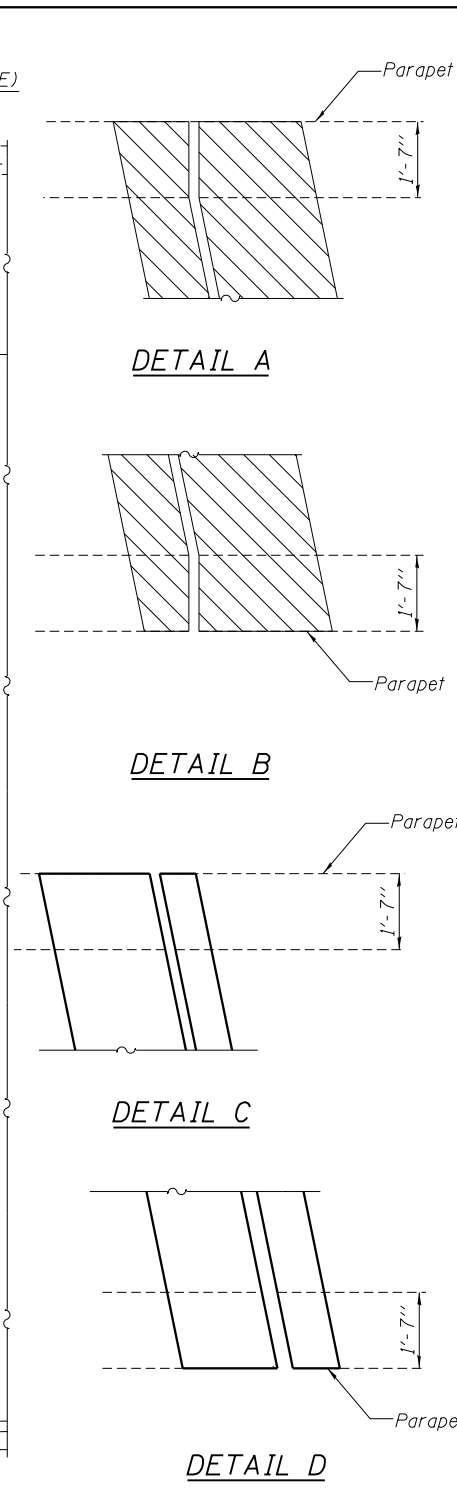
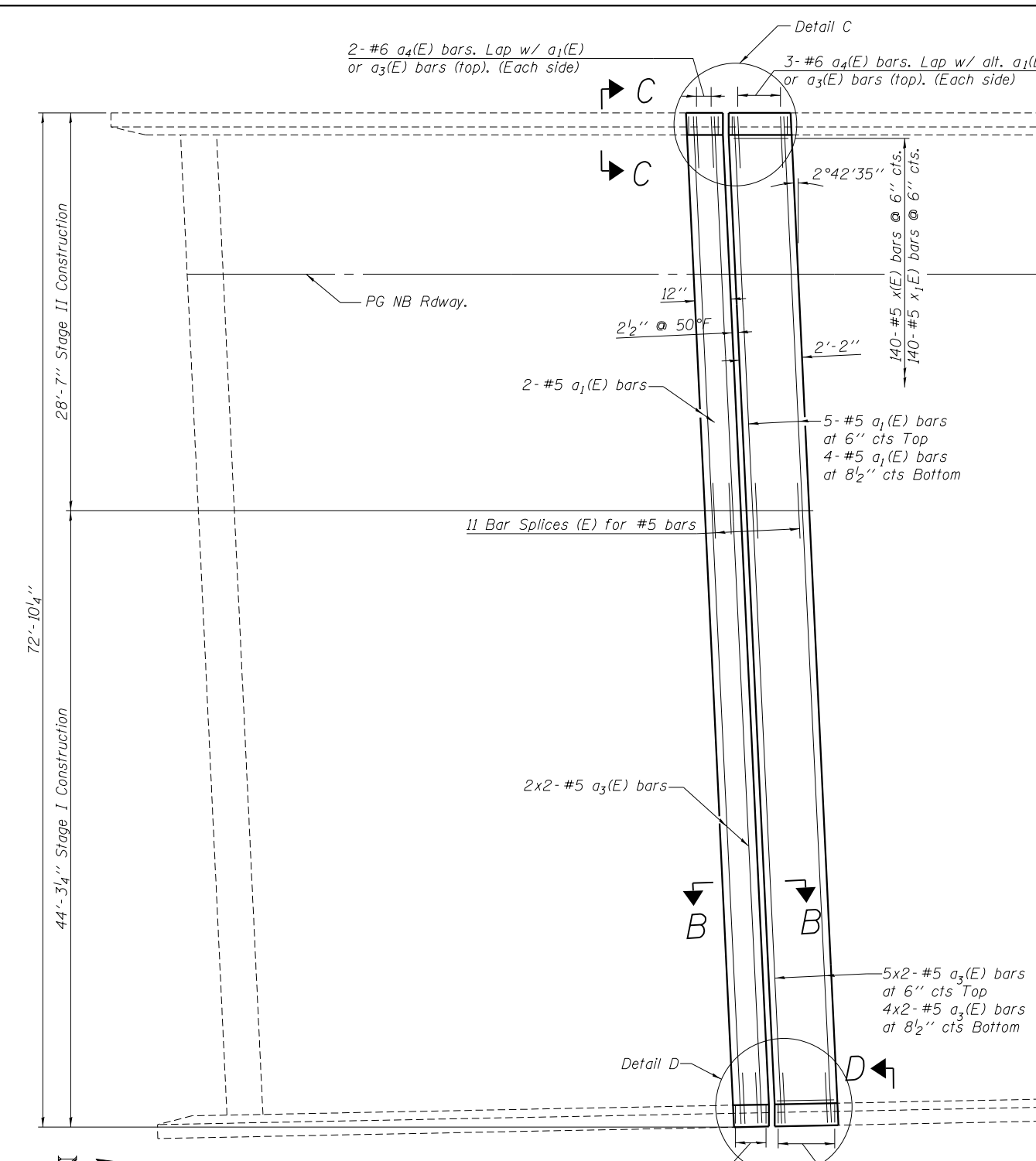
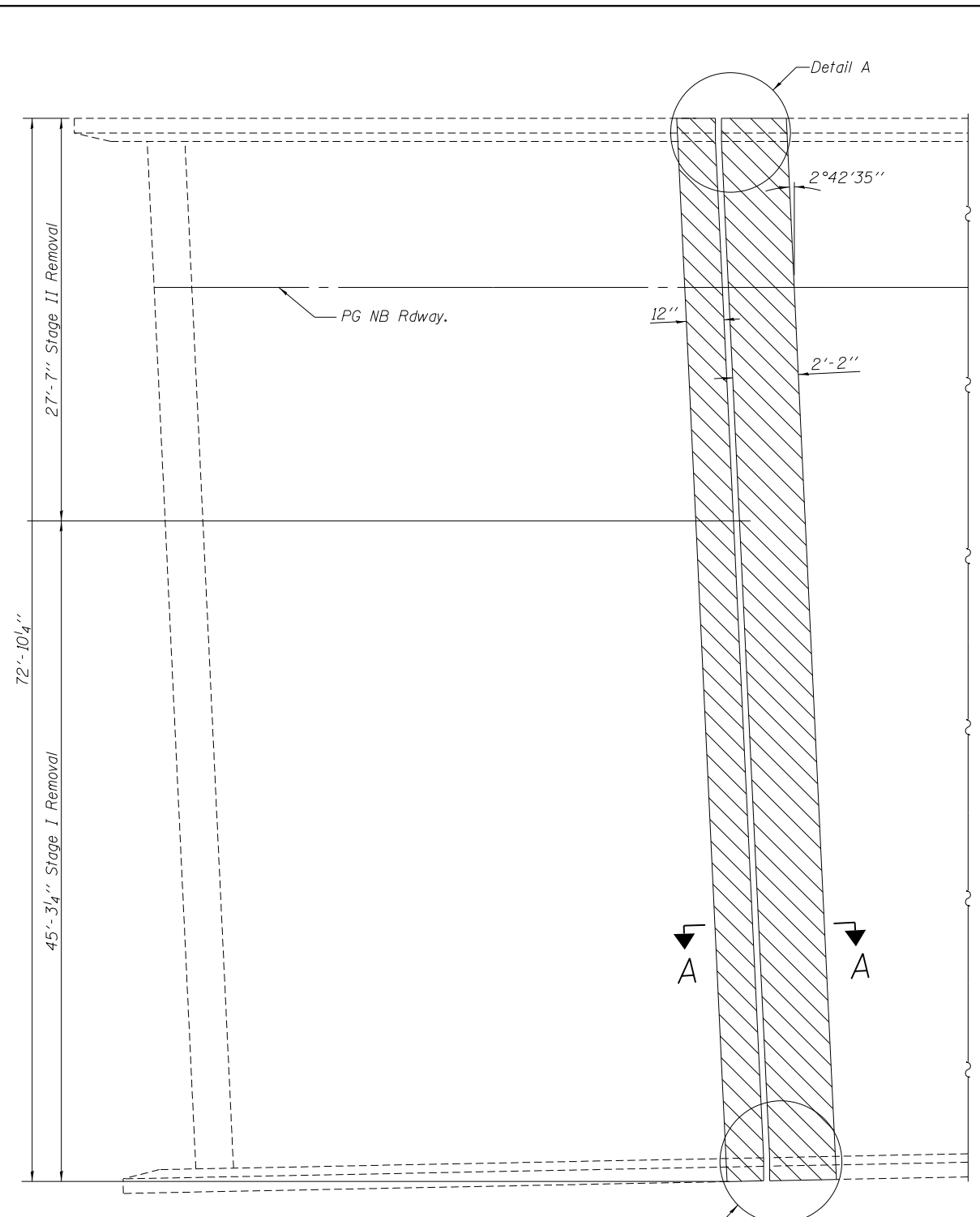


3/25/2013 3:47:54 PM - G:\S1\2\000\Bridges\CAD\Drawings\0220-0221-76F10-08-South Exp. Jt.dgn



CONCRETE REMOVAL
(NB South Abutment Expansion Joint shown)

MIN. LAP
#5 Bar 2'-7" Min. Lap.

NOTES:

- Existing reinforcement extending into the removal area shall be cleaned, straightened and incorporated into the new construction. Any reinforcement bars that are damaged during concrete removal shall be replaced with an approved bar splicer or anchorage system. Cost shall be included with Concrete Removal.
- Trim existing reinforcement to accommodate proposed expansion joint.
- See sheet 12 for section A-A, B-B, C-C and D-D.
- Bars indicated thus: "4x2-#5 etc...", indicates 4 lines of bars with 2 lengths per line.

CONCRETE REPLACEMENT
(NB South Abutment Expansion Joint shown)

BILL OF MATERIAL

Item	Unit	Total
Concrete Removal	Cu. Yd.	8.6
Concrete Superstructure	Cu. Yd.	8.6
* Protective Coat	Sq. Yd.	27.1

*Applied on new concrete only.

LEGEND



FILE NAME = 0600221-76F10-08-South Exp Jt.dgn



USER NAME = ghowley	DESIGNED - SDG	REVISED -
PLOT SCALE = 1/8" = 1' / in.	CHECKED - FAS	REVISED -
PLOT DATE = 3/25/2013	DRAWN - IK	REVISED -
	CHECKED - SDG	REVISED -

STATE OF ILLINOIS
DEPARTMENT OF TRANSPORTATION

SOUTH ABUTMENT EXPANSION JOINT CONCRETE
REMOVAL AND REPLACEMENT
STRUCTURE NO. 060-0221 N.B.
SHEET NO. 8 OF 19 SHEETS

F.A.I. RTE.	SECTION	COUNTY	TOTAL SHEETS	SHEET NO.
255	60-(8,9) RS-1	MADISON	206	158
CONTRACT NO. 76F10				

ILLINOIS FED. AID PROJECT